



FORMBASE FURNITURE 2025



HOW WE CAN HELP YOU

Welcome to our educational catalogue for 2025 which is packed with a wide range of educational furniture. Our vision is simple - we will provide you, our customer, with the very highest quality products and service at all times.

Due to the large variations of products, colours and sizes we cannot show everything that we offer in the catalogue so if you do not see what you are looking for please contact us and we will happily provide you with a quotation.

- **DEDICATED ACCOUNT MANAGER**
- **UNRIVALLED CUSTOMER SUPPORT**
- **COMPETITIVE PRICING**
- **EXTENSIVE RANGE**
- **INSTALLATION TEAM**
- **SAMPLES**
- **PRODUCT SET UP AND DEMONSTRATION**
- **PLAN AND DESIGN SERVICE**



DELIVERIES

The majority of the products we offer are made to order and are therefore non-returnable. Products are usually on a 3-4 week lead time, however we are able to provide faster deliveries with stock items. Please ensure the furniture delivered is checked thoroughly, any faults or damages must be reported within 3 working days, including photographs of any damage.

DELIVERY CHARGES

Due to the considerable increase in factory delivery charges, we are unable to continue absorbing these costs. We have shown on the relevant pages that a delivery surcharge may apply so please contact us for a quote.

We offer free delivery on orders over £350, unless otherwise stated. Orders below **£350** will incur a minimum order charge of **£25**.

SCHOOL HOLIDAY LEAD TIMES

Lead times are extended during the summer holidays so if you require delivery before the beginning of September we advise that you order before the end of **June**. Factories experience delays due to the demand and no delivery dates are guaranteed.


DO NOT THROW OUT YOUR EXISTING FURNITURE UNTIL YOUR NEW FURNITURE HAS ARRIVED SAFELY!

FORMBASE FURNITURE

EDUCATIONAL FURNITURE CATALOGUE 2025

50 Elmfield Road, Chingford, London E4 7HU • Phone: 020 8524 2162
www.formbasefurniture.co.uk • sales@formbasefurniture.co.uk

Standing & Working Heights



Popliteal Height

Popliteal height defines the correct seat height. The measurement is taken from the floor to the back of the knee when seated, with thighs horizontal and lower leg vertical with feet flat to the floor.

Stature

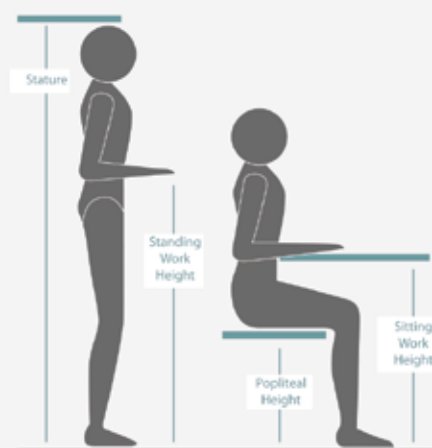
Stature is from floor to the top of the head.

Sitting Work Height

Sitting work height defines the correct table height. The measurement is determined by sitting elbow height, which is the distance from the floor to the underside of the elbow whilst sitting with the upper arm vertical and the lower arm horizontal.

Standing Work Height

Standing work height defines the correct standing table height. The measurement is determined by standing elbow height, which is the distance from the floor to the underside of the elbow of a standing person with the upper arm vertical and lower arm horizontal.



Tables 05-48

Classline Tables	06	Cantilever/Z-Frame Tables	28
Premium Tables	10	Craft Tables	30
Premium 32mm Tables	16	Adjustable Desks	32
Premium 45mm Tables	17	Teachers Desks	34
Equation Tables	18	IT Bench Systems	36
Exam Desks	24	Early Years Tables	40
EN Core Tables	26	Whiteboard Tops	47
Locker Desks	27	Folding Mud Kitchen	48

Seating 49-82

Classroom Chairs	50	Art/Science Chairs	73
GEO Range	59	IT Chairs	76
Postura Range	60	Draughtsman Chairs	82
Titan Range	62		
Folding Chairs	64		
Hall Chairs	66		
Art/Science Stools	68		

Dining Furniture 83-92

Gopak Economy	84	Dining Sets	90
Gopak Contour25	85	Mobile Seating	91
Gopak Contour25 Plus	86	Tilt Top Tables	92
Gopak Premier	87		
Giorgian Dining	88		

Display Boards 93-106

Whiteboards	94	Flameshield Boards	102
Projection Board	95	Accents Range	104
Mobile Boards	96	Eco Boards	105
Easels	97	Outdoor Boards	106
Lapboards	98		
Noticeboards	100		

Classroom Storage 107-118

Harlequin Range	108	Metal Tray Units	117
Gratnell Trays	112	Plan Chests	118
Wooden Tray Units	112		
Extra Deep Units	115		
Book Trolleys	116		

Library Furniture 119-136

Bean Bags	120	Book Browsers	136
Character Beanbags	122	Kinder Boxes	136
Library Carpets	124	Mobile Book Trolleys	136
Flat Top Bookcases	132		
Library Bookcases	134		

Lockers 137-148

Wooden Lockers	138	Media Lockers	144
Giorgian Lockers	139	Low Level Lockers	148
Steel Lockers	140		

Cloakroom 149-152

Budget Units	150	Kubbyclass Units	152
Budget Benches	150	Mobile Cloakroom	152
Hanging Units	151	Coat Pegs	152
Benches	151		
Wall Hanging Rails	151		

Office Furniture 153-198

Desk Screens	154	Optimus Range	158
Floor Screens	156	Giorgian Range	164
Part Glazed Screens	157		
Mobile Screens	158		

Steel Storage 199-216

Classline Pedestals	200	Kontrax Lockers	212
Classline Filing	201	Kontrax Cupboards	214
Classline Cupboards	202	Kontrax Tambours	215
Classline Tambours	203		
Specialist Cabinets	204		
Ariv Tambours	206		
Navert Tambours	208		
Kontrax Storage	210		

Office Seating 217-232

Classline Chairs	218	Mesh Back Chairs	226
Kirby Range	220	Executive Chairs	228
Haddon Mesh Chairs	222	Meeting Chairs	230
Fairway Chairs	223		
Orlando Chairs	224		

Reception Seating 233-246

Jigsaw Range	234	Iconic Connect	242
Metal Framed Seating	236	Iceberg Range	244
Ultra Range	237	Leather Seating	246
Tub Range	238		
Iconic Range	240		

Reception Furniture 247-256

Giorgian Reception	248	Coat Stands	254
Pigeonhole Units	251	Trophy Showcases	255
Lecterns	252	Footrests	256
Crystal Wall Boards	254	Kicksteps	256
Laptop Tables	254		

Dorm Furniture 257-260

Bookcases	258	Wardrobes	259
Bedside Cabinets	258	Storage Beds	260
Drawer Units	258		
Dressing Tables	259		

Outdoor Furniture 261-266

Sturdy Benches	262	Enviro Eco	266
Picnic Benches	262		
Enviro Range	264		
Enviro Compact	265		

Fabric Options 267-278

Advantage Fabric	268	Lexair Vinyl	274
Phoenix Fabric	268	Cara Screen Fabric	274
Rivet Fabric	269	Terms & Conditions	275
Era Fabric	270		
Citadel Fabric	271		
Macflex Vinyl	271		
JustColour Vinyl	272		
Blazer	273		



TABLES

Classline Tables	06
Premium Tables	10
32mm Tables	16
45mm Tables	17
Equation Tables	18
Exam Desks	24
EN Core Tables	26
Locker Desks	27
Cantilever/Z-Frame	28
Craft Tables	30
Adjustable Desks	32
Teachers Desks	34
IT Bench Systems	36
Early Years Tables	40
Whiteboard Tops	47
Folding Mud Kitchen	48

5 Classline Fully Welded Tables



TRAY RUNNERS AND
TRAYS CAN BE ADDED
TO THESE TABLES
SEE PAGE 9



MADE IN THE UK

MINIMUM ORDER OF 15 TABLES

Classline tables are a great value option, supplied with 18mm high pressure laminate tops with an MDF edge. Frames come with an inch and a quarter top rail for added strength and 25mm square steel legs.

CODE	DESCRIPTION	SIZE IN MM	PRICE 15+
25T001	Rectangular	1200W x 600D x 460H	£67.85
25T002	Rectangular	1200W x 600D x 530H	£67.85
25T003	Rectangular	1200W x 600D x 590H	£67.85
25T004	Rectangular	1200W x 600D x 640H	£67.85
25T005	Rectangular	1200W x 600D x 710H	£67.85
25T006	Rectangular	1200W x 600D x 760H	£67.85
25T007	Rectangular	1100W x 550D x 460H	£67.85
25T008	Rectangular	1100W x 550D x 530H	£67.85
25T009	Rectangular	1100W x 550D x 590H	£67.85
25T010	Rectangular	1100W x 550D x 640H	£67.85
25T011	Rectangular	1100W x 550D x 710H	£67.85
25T012	Rectangular	1100W x 550D x 760H	£67.85
25T013	Square	600W x 600D x 460H	£53.25
25T014	Square	600W x 600D x 530H	£53.25
25T015	Square	600W x 600D x 590H	£53.25
25T016	Square	600W x 600D x 640H	£53.25
25T017	Square	600W x 600D x 710H	£53.25
25T018	Square	600W x 600D x 760H	£53.25

• *Silver and White Frames are non-returnable


Laminate top colours:



Edge:



Frame colours:



5 Classline Crushbent Tables



TRAY RUNNERS AND
TRAYS CAN BE ADDED
TO THESE TABLES
SEE PAGE 9



MADE IN THE UK

MINIMUM ORDER OF 15 TABLES

The Classline tables are a great value option, supplied with 18mm high pressure laminate tops with an MDF edge. Frames come with 25mm square steel legs.

CODE	DESCRIPTION	SIZE IN MM	PRICE 15+
25T019	Rectangular	1200W x 600D x 460H	£67.85
25T020	Rectangular	1200W x 600D x 530H	£67.85
25T021	Rectangular	1200W x 600D x 590H	£67.85
25T022	Rectangular	1200W x 600D x 640H	£67.85
25T023	Rectangular	1200W x 600D x 710H	£67.85
25T024	Rectangular	1200W x 600D x 760H	£67.85
25T025	Rectangular	1100W x 550D x 460H	£67.85
25T026	Rectangular	1100W x 550D x 530H	£67.85
25T027	Rectangular	1100W x 550D x 590H	£67.85
25T028	Rectangular	1100W x 550D x 640H	£67.85
25T029	Rectangular	1100W x 550D x 710H	£67.85
25T030	Rectangular	1100W x 550D x 760H	£67.85
25T031	Square	600W x 600D x 460H	£53.25
25T032	Square	600W x 600D x 530H	£53.25
25T033	Square	600W x 600D x 590H	£53.25
25T034	Square	600W x 600D x 640H	£53.25
25T035	Square	600W x 600D x 710H	£53.25
25T036	Square	600W x 600D x 760H	£53.25

• *Silver and White Frames are non-returnable

Laminate top colours:



Edge:



Frame colours:



5 Classline Plus Fully Welded Tables

MINIMUM ORDER OF 15 TABLES

The Classline Plus tables are a great value option, supplied with 18mm high pressure laminate tops with a Spray PU edge. Frames come with an inch and a quarter top rail for added strength and 25mm square steel legs.

CODE	DESCRIPTION	SIZE IN MM	PRICE 15+
25T037	Rectangular	1200W x 600D x 460H	£75.85
25T038	Rectangular	1200W x 600D x 530H	£75.85
25T039	Rectangular	1200W x 600D x 590H	£75.85
25T040	Rectangular	1200W x 600D x 640H	£75.85
25T041	Rectangular	1200W x 600D x 710H	£75.85
25T042	Rectangular	1200W x 600D x 760H	£75.85
25T043	Rectangular	1100W x 550D x 460H	£75.85
25T044	Rectangular	1100W x 550D x 530H	£75.85
25T045	Rectangular	1100W x 550D x 590H	£75.85
25T046	Rectangular	1100W x 550D x 640H	£75.85
25T047	Rectangular	1100W x 550D x 710H	£75.85
25T048	Rectangular	1100W x 550D x 760H	£75.85
25T049	Square	600W x 600D x 460H	£61.25
25T050	Square	600W x 600D x 530H	£61.25
25T051	Square	600W x 600D x 590H	£61.25
25T052	Square	600W x 600D x 640H	£61.25
25T053	Square	600W x 600D x 710H	£61.25
25T054	Square	600W x 600D x 760H	£61.25

• *Silver and White Frames are non-returnable


Laminate top colours:



Spray PU edge colours:



Frame colours:



TRAY RUNNERS AND
TRAYS CAN BE ADDED
TO THESE TABLES
SEE PAGE 9



MADE IN THE UK



5 Classline Plus Crushbent Tables

MINIMUM ORDER OF 15 TABLES

The Classline Plus tables are a great value option, supplied with 18mm high pressure laminate tops with a Spray PU edge. Frames come with 25mm square steel legs.

CODE	DESCRIPTION	SIZE IN MM	PRICE 15+
25T055	Rectangular	1200W x 600D x 460H	£75.85
25T056	Rectangular	1200W x 600D x 530H	£75.85
25T057	Rectangular	1200W x 600D x 590H	£75.85
25T058	Rectangular	1200W x 600D x 640H	£75.85
25T059	Rectangular	1200W x 600D x 710H	£75.85
25T060	Rectangular	1200W x 600D x 760H	£75.85
25T061	Rectangular	1100W x 550D x 460H	£75.85
25T062	Rectangular	1100W x 550D x 530H	£75.85
25T063	Rectangular	1100W x 550D x 590H	£75.85
25T064	Rectangular	1100W x 550D x 640H	£75.85
25T065	Rectangular	1100W x 550D x 710H	£75.85
25T066	Rectangular	1100W x 550D x 760H	£75.85
25T067	Square	600W x 600D x 460H	£61.25
25T068	Square	600W x 600D x 530H	£61.25
25T069	Square	600W x 600D x 590H	£61.25
25T070	Square	600W x 600D x 640H	£61.25
25T071	Square	600W x 600D x 710H	£61.25
25T072	Square	600W x 600D x 760H	£61.25

• *Silver and White Frames are non-returnable


Laminate top colours:



Spray PU edge colours:



Frame colours:



TRAY RUNNERS AND
TRAYS CAN BE ADDED
TO THESE TABLES
SEE PAGE 9



MADE IN THE UK



5 Classline Fully Welded Tables



TRAY RUNNERS AND TRAYS CAN BE ADDED TO THESE TABLES SEE PAGE 9

 **MADE IN THE UK**

MINIMUM ORDER OF 15 TABLES

The Classline tables are a great value option, supplied with 18mm high pressure laminate tops with a PVC edge. Frames come with an inch and a quarter top rail for added strength and 25mm square steel legs.

CODE	DESCRIPTION	SIZE IN MM	PRICE 15+
25T073	Rectangular	1200W x 600D x 460H	£72.50
25T074	Rectangular	1200W x 600D x 530H	£72.50
25T075	Rectangular	1200W x 600D x 590H	£72.50
25T076	Rectangular	1200W x 600D x 640H	£72.50
25T077	Rectangular	1200W x 600D x 710H	£72.50
25T078	Rectangular	1200W x 600D x 760H	£72.50
25T079	Rectangular	1100W x 550D x 460H	£72.50
25T080	Rectangular	1100W x 550D x 530H	£72.50
25T081	Rectangular	1100W x 550D x 590H	£72.50
25T082	Rectangular	1100W x 550D x 640H	£72.50
25T083	Rectangular	1100W x 550D x 710H	£72.50
25T084	Rectangular	1100W x 550D x 760H	£72.50
25T085	Square	600W x 600D x 460H	£57.75
25T086	Square	600W x 600D x 530H	£57.75
25T087	Square	600W x 600D x 590H	£57.75
25T088	Square	600W x 600D x 640H	£57.75
25T089	Square	600W x 600D x 710H	£57.75
25T090	Square	600W x 600D x 760H	£57.75

• *Silver and White Frames are non-returnable


Laminate top colours:



PVC edge colours:



Frame colours:



5 Classline Crushbent Tables



TRAY RUNNERS AND TRAYS CAN BE ADDED TO THESE TABLES SEE PAGE 9

 **MADE IN THE UK**

MINIMUM ORDER OF 15 TABLES

The Classline tables are a great value option, supplied with 18mm high pressure laminate tops with a PVC edge. Frames come with 25mm square steel legs.

CODE	DESCRIPTION	SIZE IN MM	PRICE 15+
25T091	Rectangular	1200W x 600D x 460H	£72.50
25T092	Rectangular	1200W x 600D x 530H	£72.50
25T093	Rectangular	1200W x 600D x 590H	£72.50
25T094	Rectangular	1200W x 600D x 640H	£72.50
25T095	Rectangular	1200W x 600D x 710H	£72.50
25T096	Rectangular	1200W x 600D x 760H	£72.50
25T097	Rectangular	1100W x 550D x 460H	£72.50
25T098	Rectangular	1100W x 550D x 530H	£72.50
25T099	Rectangular	1100W x 550D x 590H	£72.50
25T100	Rectangular	1100W x 550D x 640H	£72.50
25T101	Rectangular	1100W x 550D x 710H	£72.50
25T102	Rectangular	1100W x 550D x 760H	£72.50
25T103	Square	600W x 600D x 460H	£57.75
25T104	Square	600W x 600D x 530H	£57.75
25T105	Square	600W x 600D x 590H	£57.75
25T106	Square	600W x 600D x 640H	£57.75
25T107	Square	600W x 600D x 710H	£57.75
25T108	Square	600W x 600D x 760H	£57.75

• *Silver and White Frames are non-returnable


Laminate top colours:



PVC edge colours:



Frame colours:



Tray Runners & Trays

The Classline and Premium square and rectangular tables can be fitted with single or double tray runners and trays. The runners will be manufactured in the same colour as the leg frame, and the tray colours can be chosen from one of the options shown below.

CODE	DESCRIPTION	PRICE
25ACC109	Single Tray Runner + 1 Tray	£12.50
25ACC110	Double Tray Runner + 2 Trays	£24.95

• To be ordered with the tables as these tray runners are not a retrofit option



Tray colours:



Table Trolleys

The upright and flatbed trolleys can carry up to 6 tables at a time.

CODE	DESCRIPTION	PRICE
25ACC111	Upright Table Trolley	£109.50
25ACC112	Flatbed Table Trolley	£173.75

• Delivery surcharge may apply if not ordered with tables



5 Fully Welded Tables



TRAY RUNNERS AND TRAYS CAN BE ADDED TO THESE TABLES SEE PAGE 9




Laminate top colours:



Edge:



Frame colours:



MDF Edge



The Premium fully welded tables are supplied with 18mm high pressure laminate tops in a range of colours as shown below with an MDF edge. Frames come with an inch and a quarter top rail for added strength and 25mm square steel legs.

CODE	DESCRIPTION	SIZE IN MM	PRICE 5+	PRICE 30+
25T113	Rectangular	1200W x 600D x 460H	£74.40	£71.70
25T114	Rectangular	1200W x 600D x 530H	£74.40	£71.70
25T115	Rectangular	1200W x 600D x 590H	£74.40	£71.70
25T116	Rectangular	1200W x 600D x 640H	£74.40	£71.70
25T117	Rectangular	1200W x 600D x 710H	£74.40	£71.70
25T118	Rectangular	1200W x 600D x 760H	£74.40	£71.70
25T119	Rectangular	1100W x 550D x 460H	£74.40	£71.70
25T120	Rectangular	1100W x 550D x 530H	£74.40	£71.70
25T121	Rectangular	1100W x 550D x 590H	£74.40	£71.70
25T122	Rectangular	1100W x 550D x 640H	£74.40	£71.70
25T123	Rectangular	1100W x 550D x 710H	£74.40	£71.70
25T124	Rectangular	1100W x 550D x 760H	£74.40	£71.70
25T125	Square	600W x 600D x 460H	£58.30	£56.20
25T126	Square	600W x 600D x 530H	£58.30	£56.20
25T127	Square	600W x 600D x 590H	£58.30	£56.20
25T128	Square	600W x 600D x 640H	£58.30	£56.20
25T129	Square	600W x 600D x 710H	£58.30	£56.20
25T130	Square	600W x 600D x 760H	£58.30	£56.20

- Whiteboard tops available on these tables, see page 47
- *Silver and White Frames are non-returnable

5 Fully Welded Tables

PVC Edge



Our fully welded tables are available with a PVC edge which has a smooth finish and is available in 8 colour options.

CODE	DESCRIPTION	SIZE IN MM	PRICE 5+	PRICE 30+
25T131	Rectangular	1200W x 600D x 460H	£79.40	£76.55
25T132	Rectangular	1200W x 600D x 530H	£79.40	£76.55
25T133	Rectangular	1200W x 600D x 590H	£79.40	£76.55
25T134	Rectangular	1200W x 600D x 640H	£79.40	£76.55
25T135	Rectangular	1200W x 600D x 710H	£79.40	£76.55
25T136	Rectangular	1200W x 600D x 760H	£79.40	£76.55
25T137	Rectangular	1100W x 550D x 460H	£79.40	£76.55
25T138	Rectangular	1100W x 550D x 530H	£79.40	£76.55
25T139	Rectangular	1100W x 550D x 590H	£79.40	£76.55
25T140	Rectangular	1100W x 550D x 640H	£79.40	£76.55
25T141	Rectangular	1100W x 550D x 710H	£79.40	£76.55
25T142	Rectangular	1100W x 550D x 760H	£79.40	£76.55
25T143	Square	600W x 600D x 460H	£63.30	£61.00
25T144	Square	600W x 600D x 530H	£63.30	£61.00
25T145	Square	600W x 600D x 590H	£63.30	£61.00
25T146	Square	600W x 600D x 640H	£63.30	£61.00
25T147	Square	600W x 600D x 710H	£63.30	£61.00
25T148	Square	600W x 600D x 760H	£63.30	£61.00

PVC edge colours:




Spray PU Edge



Our fully welded tables are available with a Spray PU edge which has a resilient, textured, hardwearing and waterproof finish.

CODE	DESCRIPTION	SIZE IN MM	PRICE 5+	PRICE 30+
25T149	Rectangular	1200W x 600D x 460H	£83.15	£80.15
25T150	Rectangular	1200W x 600D x 530H	£83.15	£80.15
25T151	Rectangular	1200W x 600D x 590H	£83.15	£80.15
25T152	Rectangular	1200W x 600D x 640H	£83.15	£80.15
25T153	Rectangular	1200W x 600D x 710H	£83.15	£80.15
25T154	Rectangular	1200W x 600D x 760H	£83.15	£80.15
25T155	Rectangular	1100W x 550D x 460H	£83.15	£80.15
25T156	Rectangular	1100W x 550D x 530H	£83.15	£80.15
25T157	Rectangular	1100W x 550D x 590H	£83.15	£80.15
25T158	Rectangular	1100W x 550D x 640H	£83.15	£80.15
25T159	Rectangular	1100W x 550D x 710H	£83.15	£80.15
25T160	Rectangular	1100W x 550D x 760H	£83.15	£80.15
25T161	Square	600W x 600D x 460H	£67.10	£64.60
25T162	Square	600W x 600D x 530H	£67.10	£64.60
25T163	Square	600W x 600D x 590H	£67.10	£64.60
25T164	Square	600W x 600D x 640H	£67.10	£64.60
25T165	Square	600W x 600D x 710H	£67.10	£64.60
25T166	Square	600W x 600D x 760H	£67.10	£64.60

Spray PU edge colours:



5 Crushbent Tables

MDF Edge



Strong, rectangular tables with a 25mm square steel crushbent frame and an 18mm high pressure laminate top with an MDF edge. The tables are available with a variety of edge options as shown below and come in 6 European standard sizes.

CODE	DESCRIPTION	SIZE IN MM	PRICE 5+	PRICE 30+
25T167	Rectangular	1200W x 600D x 460H	£74.40	£71.70
25T168	Rectangular	1200W x 600D x 530H	£74.40	£71.70
25T169	Rectangular	1200W x 600D x 590H	£74.40	£71.70
25T170	Rectangular	1200W x 600D x 640H	£74.40	£71.70
25T171	Rectangular	1200W x 600D x 710H	£74.40	£71.70
25T172	Rectangular	1200W x 600D x 760H	£74.40	£71.70
25T173	Rectangular	1100W x 550D x 460H	£74.40	£71.70
25T174	Rectangular	1100W x 550D x 530H	£74.40	£71.70
25T175	Rectangular	1100W x 550D x 590H	£74.40	£71.70
25T176	Rectangular	1100W x 550D x 640H	£74.40	£71.70
25T177	Rectangular	1100W x 550D x 710H	£74.40	£71.70
25T178	Rectangular	1100W x 550D x 760H	£74.40	£71.70
25T179	Square	600W x 600D x 460H	£58.30	£56.20
25T180	Square	600W x 600D x 530H	£58.30	£56.20
25T181	Square	600W x 600D x 590H	£58.30	£56.20
25T182	Square	600W x 600D x 640H	£58.30	£56.20
25T183	Square	600W x 600D x 710H	£58.30	£56.20
25T184	Square	600W x 600D x 760H	£58.30	£56.20

- Whiteboard tops available on these tables, see page 47
- *Silver and White Frames are non-returnable

Laminate top colours:




Edge:



MDF

Frame colours:



TRAY RUNNERS AND TRAYS CAN BE ADDED TO THESE TABLES SEE PAGE 9



5 Crushbent Tables

PVC Edge



Our crushbent tables are available with a PVC edge which has a smooth finish and is available in in 8 colour options.

CODE	DESCRIPTION	SIZE IN MM	PRICE 5+	PRICE 30+
25T185	Rectangular	1200W x 600D x 460H	£79.40	£76.55
25T186	Rectangular	1200W x 600D x 530H	£79.40	£76.55
25T187	Rectangular	1200W x 600D x 590H	£79.40	£76.55
25T188	Rectangular	1200W x 600D x 640H	£79.40	£76.55
25T189	Rectangular	1200W x 600D x 710H	£79.40	£76.55
25T190	Rectangular	1200W x 600D x 760H	£79.40	£76.55
25T191	Rectangular	1100W x 550D x 460H	£79.40	£76.55
25T192	Rectangular	1100W x 550D x 530H	£79.40	£76.55
25T193	Rectangular	1100W x 550D x 590H	£79.40	£76.55
25T194	Rectangular	1100W x 550D x 640H	£79.40	£76.55
25T195	Rectangular	1100W x 550D x 710H	£79.40	£76.55
25T196	Rectangular	1100W x 550D x 760H	£79.40	£76.55
25T197	Square	600W x 600D x 460H	£63.30	£61.00
25T198	Square	600W x 600D x 530H	£63.30	£61.00
25T199	Square	600W x 600D x 590H	£63.30	£61.00
25T200	Square	600W x 600D x 640H	£63.30	£61.00
25T201	Square	600W x 600D x 710H	£63.30	£61.00
25T202	Square	600W x 600D x 760H	£63.30	£61.00

PVC edge colours:




Spray PU Edge



Our crushbent tables are available with a Spray PU edge which has a resilient, textured, hardwearing and waterproof finish

CODE	DESCRIPTION	SIZE IN MM	PRICE 5+	PRICE 30+
25T203	Rectangular	1200W x 600D x 460H	£83.15	£80.15
25T204	Rectangular	1200W x 600D x 530H	£83.15	£80.15
25T205	Rectangular	1200W x 600D x 590H	£83.15	£80.15
25T206	Rectangular	1200W x 600D x 640H	£83.15	£80.15
25T207	Rectangular	1200W x 600D x 710H	£83.15	£80.15
25T208	Rectangular	1200W x 600D x 760H	£83.15	£80.15
25T209	Rectangular	1100W x 550D x 460H	£83.15	£80.15
25T210	Rectangular	1100W x 550D x 530H	£83.15	£80.15
25T211	Rectangular	1100W x 550D x 590H	£83.15	£80.15
25T212	Rectangular	1100W x 550D x 640H	£83.15	£80.15
25T213	Rectangular	1100W x 550D x 710H	£83.15	£80.15
25T214	Rectangular	1100W x 550D x 760H	£83.15	£80.15
25T215	Square	600W x 600D x 460H	£67.10	£64.60
25T216	Square	600W x 600D x 530H	£67.10	£64.60
25T217	Square	600W x 600D x 590H	£67.10	£64.60
25T218	Square	600W x 600D x 640H	£67.10	£64.60
25T219	Square	600W x 600D x 710H	£67.10	£64.60
25T220	Square	600W x 600D x 760H	£67.10	£64.60

Spray PU edge colours:



5 Fully Welded Tables MDF Edge




Laminate top colours:



Edge:



Frame colours:



Premium tables are supplied with 18mm high pressure laminate tops with an MDF edge. Frames come with an inch and a quarter top rail for added strength and 25mm square steel legs.

CODE	DESCRIPTION	SIZE IN MM	PRICE 5+	PRICE 30+
25T221	Trapezoidal	1200W x 600D x 460H	£74.40	£71.70
25T222	Trapezoidal	1200W x 600D x 530H	£74.40	£71.70
25T223	Trapezoidal	1200W x 600D x 590H	£74.40	£71.70
25T224	Trapezoidal	1200W x 600D x 640H	£74.40	£71.70
25T225	Trapezoidal	1200W x 600D x 710H	£74.40	£71.70
25T226	Trapezoidal	1200W x 600D x 760H	£74.40	£71.70
25T227	Trapezoidal	1100W x 550D x 460H	£74.40	£71.70
25T228	Trapezoidal	1100W x 550D x 530H	£74.40	£71.70
25T229	Trapezoidal	1100W x 550D x 590H	£74.40	£71.70
25T230	Trapezoidal	1100W x 550D x 640H	£74.40	£71.70
25T231	Trapezoidal	1100W x 550D x 710H	£74.40	£71.70
25T232	Trapezoidal	1100W x 550D x 760H	£74.40	£71.70

• *Silver and White Frames are non-returnable

5 Fully Welded Tables PVC Edge



Tables with a PVC edge which has a smooth finish.

CODE	DESCRIPTION	SIZE IN MM	PRICE 5+	PRICE 30+
25T233	Trapezoidal	1200W x 600D x 460H	£79.40	£76.55
25T234	Trapezoidal	1200W x 600D x 530H	£79.40	£76.55
25T235	Trapezoidal	1200W x 600D x 590H	£79.40	£76.55
25T236	Trapezoidal	1200W x 600D x 640H	£79.40	£76.55
25T237	Trapezoidal	1200W x 600D x 710H	£79.40	£76.55
25T238	Trapezoidal	1200W x 600D x 760H	£79.40	£76.55
25T239	Trapezoidal	1100W x 550D x 460H	£79.40	£76.55
25T240	Trapezoidal	1100W x 550D x 530H	£79.40	£76.55
25T241	Trapezoidal	1100W x 550D x 590H	£79.40	£76.55
25T242	Trapezoidal	1100W x 550D x 640H	£79.40	£76.55
25T243	Trapezoidal	1100W x 550D x 710H	£79.40	£76.55
25T244	Trapezoidal	1100W x 550D x 760H	£79.40	£76.55

• *Silver and White Frames are non-returnable

Laminate top colours:



PVC edge colours:



Frame colours:



5 Fully Welded Tables Spray PU Edge



CODE	DESCRIPTION	SIZE IN MM	PRICE 5+	PRICE 30+
25T245	Trapezoidal	1200W x 600D x 460H	£83.15	£80.15
25T246	Trapezoidal	1200W x 600D x 530H	£83.15	£80.15
25T247	Trapezoidal	1200W x 600D x 590H	£83.15	£80.15
25T248	Trapezoidal	1200W x 600D x 640H	£83.15	£80.15
25T249	Trapezoidal	1200W x 600D x 710H	£83.15	£80.15
25T250	Trapezoidal	1200W x 600D x 760H	£83.15	£80.15
25T251	Trapezoidal	1100W x 550D x 460H	£83.15	£80.15
25T252	Trapezoidal	1100W x 550D x 530H	£83.15	£80.15
25T253	Trapezoidal	1100W x 550D x 590H	£83.15	£80.15
25T254	Trapezoidal	1100W x 550D x 640H	£83.15	£80.15
25T255	Trapezoidal	1100W x 550D x 710H	£83.15	£80.15
25T256	Trapezoidal	1100W x 550D x 760H	£83.15	£80.15

• *Silver and White Frames are non-returnable

Laminate top colours:



Spray PU edge colours:



Frame colours:



5 Crushbent Tables MDF Edge

Strong, trapezoidal tables with a 25mm square steel crushbent frame and an 18mm high pressure laminate top.

CODE	DESCRIPTION	SIZE IN MM	PRICE 5+	PRICE 30+
25T257	Trapezoidal	1200W x 600D x 460H	£74.40	£71.70
25T258	Trapezoidal	1200W x 600D x 530H	£74.40	£71.70
25T259	Trapezoidal	1200W x 600D x 590H	£74.40	£71.70
25T260	Trapezoidal	1200W x 600D x 640H	£74.40	£71.70
25T261	Trapezoidal	1200W x 600D x 710H	£74.40	£71.70
25T262	Trapezoidal	1200W x 600D x 760H	£74.40	£71.70
25T263	Trapezoidal	1100W x 550D x 460H	£74.40	£71.70
25T264	Trapezoidal	1100W x 550D x 530H	£74.40	£71.70
25T265	Trapezoidal	1100W x 550D x 590H	£74.40	£71.70
25T266	Trapezoidal	1100W x 550D x 640H	£74.40	£71.70
25T267	Trapezoidal	1100W x 550D x 710H	£74.40	£71.70
25T268	Trapezoidal	1100W x 550D x 760H	£74.40	£71.70

• *Silver and White Frames are non-returnable

Laminate top colours:



Edge:



Frame colours:



5 Crushbent Tables PVC Edge

Tables with a PVC edge which has a smooth finish.

CODE	DESCRIPTION	SIZE IN MM	PRICE 5+	PRICE 30+
25T269	Trapezoidal	1200W x 600D x 460H	£79.40	£76.55
25T270	Trapezoidal	1200W x 600D x 530H	£79.40	£76.55
25T271	Trapezoidal	1200W x 600D x 590H	£79.40	£76.55
25T272	Trapezoidal	1200W x 600D x 640H	£79.40	£76.55
25T273	Trapezoidal	1200W x 600D x 710H	£79.40	£76.55
25T274	Trapezoidal	1200W x 600D x 760H	£79.40	£76.55
25T275	Trapezoidal	1100W x 550D x 460H	£79.40	£76.55
25T276	Trapezoidal	1100W x 550D x 530H	£79.40	£76.55
25T277	Trapezoidal	1100W x 550D x 590H	£79.40	£76.55
25T278	Trapezoidal	1100W x 550D x 640H	£79.40	£76.55
25T279	Trapezoidal	1100W x 550D x 710H	£79.40	£76.55
25T280	Trapezoidal	1100W x 550D x 760H	£79.40	£76.55

• *Silver and White Frames are non-returnable

Laminate top colours:



PVC edge colours:



Frame colours:



5 Crushbent Tables Spray PU Edge

CODE	DESCRIPTION	SIZE IN MM	PRICE 5+	PRICE 30+
25T281	Trapezoidal	1200W x 600D x 460H	£83.15	£80.15
25T282	Trapezoidal	1200W x 600D x 530H	£83.15	£80.15
25T283	Trapezoidal	1200W x 600D x 590H	£83.15	£80.15
25T284	Trapezoidal	1200W x 600D x 640H	£83.15	£80.15
25T285	Trapezoidal	1200W x 600D x 710H	£83.15	£80.15
25T286	Trapezoidal	1200W x 600D x 760H	£83.15	£80.15
25T287	Trapezoidal	1100W x 550D x 460H	£83.15	£80.15
25T288	Trapezoidal	1100W x 550D x 530H	£83.15	£80.15
25T289	Trapezoidal	1100W x 550D x 590H	£83.15	£80.15
25T290	Trapezoidal	1100W x 550D x 640H	£83.15	£80.15
25T291	Trapezoidal	1100W x 550D x 710H	£83.15	£80.15
25T292	Trapezoidal	1100W x 550D x 760H	£83.15	£80.15

• *Silver and White Frames are non-returnable


Laminate top colours:



Spray PU edge colours:



Frame colours:



5 Fully Welded Tables MDF Edge



MADE IN THE UK



Premium tables are supplied with 18mm high pressure laminate tops with an MDF edge. Frames come with an inch and a quarter top rail for added strength and 25mm square steel legs.

CODE	DESCRIPTION	SIZE IN MM	PRICE 5+	PRICE 30+
25T293	Semi Circular	1200W x 600D x 460H	£74.40	£71.70
25T294	Semi Circular	1200W x 600D x 530H	£74.40	£71.70
25T295	Semi Circular	1200W x 600D x 590H	£74.40	£71.70
25T296	Semi Circular	1200W x 600D x 640H	£74.40	£71.70
25T297	Semi Circular	1200W x 600D x 710H	£74.40	£71.70
25T298	Semi Circular	1200W x 600D x 760H	£74.40	£71.70
25T299	Semi Circular	1100W x 550D x 460H	£74.40	£71.70
25T300	Semi Circular	1100W x 550D x 530H	£74.40	£71.70
25T301	Semi Circular	1100W x 550D x 590H	£74.40	£71.70
25T302	Semi Circular	1100W x 550D x 640H	£74.40	£71.70
25T303	Semi Circular	1100W x 550D x 710H	£74.40	£71.70
25T304	Semi Circular	1100W x 550D x 760H	£74.40	£71.70

• *Silver and White Frames are non-returnable

MDF Edge



The Premium fully welded tables are supplied with 18mm high pressure laminate tops in a range of colours as shown below with an MDF edge.


Laminate top colours:



Edge:



Frame colours:



5 Fully Welded Tables Spray PU Edge



Premium tables are supplied with 18mm high pressure laminate tops with an Spray PU edge. Frames come with an inch and a quarter top rail for added strength and 25mm square steel legs.

CODE	DESCRIPTION	SIZE IN MM	PRICE 5+	PRICE 30+
25T305	Semi Circular	1200W x 600D x 460H	£83.15	£80.15
25T306	Semi Circular	1200W x 600D x 530H	£83.15	£80.15
25T307	Semi Circular	1200W x 600D x 590H	£83.15	£80.15
25T308	Semi Circular	1200W x 600D x 640H	£83.15	£80.15
25T309	Semi Circular	1200W x 600D x 710H	£83.15	£80.15
25T310	Semi Circular	1200W x 600D x 760H	£83.15	£80.15
25T311	Semi Circular	1100W x 550D x 460H	£83.15	£80.15
25T312	Semi Circular	1100W x 550D x 530H	£83.15	£80.15
25T313	Semi Circular	1100W x 550D x 590H	£83.15	£80.15
25T314	Semi Circular	1100W x 550D x 640H	£83.15	£80.15
25T315	Semi Circular	1100W x 550D x 710H	£83.15	£80.15
25T316	Semi Circular	1100W x 550D x 760H	£83.15	£80.15

• *Silver and White Frames are non-returnable

Spray PU Edge




Our fully welded tables are available with a Spray PU edge which has a resilient, textured, hardwearing and waterproof finish.


Laminate top colours:



Spray PU edge colours:



Frame colours:



MADE IN THE UK

5 Fully Welded Tables MDF Edge



Premium tables are supplied with 18mm high pressure laminate tops with an MDF edge. Frames come with an inch and a quarter top rail for added strength and 25mm square steel legs.

CODE	DESCRIPTION	SIZE IN MM	PRICE 5+	PRICE 30+
25T317	Circular	1200W x 1200D x 460H	£162.35	£156.50
25T318	Circular	1200W x 1200D x 530H	£162.35	£156.50
25T319	Circular	1200W x 1200D x 590H	£162.35	£156.50
25T320	Circular	1200W x 1200D x 640H	£162.35	£156.50
25T321	Circular	1200W x 1200D x 710H	£162.35	£156.50
25T322	Circular	1200W x 1200D x 760H	£162.35	£156.50
25T323	Circular	1000W x 1000D x 460H	£105.40	£101.60
25T324	Circular	1000W x 1000D x 530H	£105.40	£101.60
25T325	Circular	1000W x 1000D x 590H	£105.40	£101.60
25T326	Circular	1000W x 1000D x 640H	£105.40	£101.60
25T327	Circular	1000W x 1000D x 710H	£105.40	£101.60
25T328	Circular	1000W x 1000D x 760H	£105.40	£101.60

• *Silver and White Frames are non-returnable

MDF Edge



The Premium fully welded tables are supplied with 18mm high pressure laminate tops in a range of colours as shown below with an MDF edge.


Laminate top colours:



Edge:



Frame colours:



5 Fully Welded Tables Spray PU Edge

Premium tables are supplied with 18mm high pressure laminate tops with an Spray PU edge. Frames come with an inch and a quarter top rail for added strength and 25mm square steel legs.

CODE	DESCRIPTION	SIZE IN MM	PRICE 5+	PRICE 30+
25T329	Circular	1200W x 1200D x 460H	£171.10	£164.95
25T330	Circular	1200W x 1200D x 530H	£171.10	£164.95
25T331	Circular	1200W x 1200D x 590H	£171.10	£164.95
25T332	Circular	1200W x 1200D x 640H	£171.10	£164.95
25T333	Circular	1200W x 1200D x 710H	£171.10	£164.95
25T334	Circular	1200W x 1200D x 760H	£171.10	£164.95
25T335	Circular	1000W x 1000D x 460H	£114.15	£110.00
25T336	Circular	1000W x 1000D x 530H	£114.15	£110.00
25T337	Circular	1000W x 1000D x 590H	£114.15	£110.00
25T338	Circular	1000W x 1000D x 640H	£114.15	£110.00
25T339	Circular	1000W x 1000D x 710H	£114.15	£110.00
25T340	Circular	1000W x 1000D x 760H	£114.15	£110.00

• *Silver and White Frames are non-returnable

Spray PU Edge




Our fully welded tables are available with a Spray PU edge which has a resilient, textured, hardwearing and waterproof finish.


Laminate top colours:



Spray PU edge colours:



Frame colours:



5 32mm Fully Welded Tables



MADE IN THE UK



MDF Edge




The Premium 32mm round tube frame tables are supplied with 18mm high pressure laminate tops in a range of colours as shown below. Please choose from an MDF, PVC or Spray PU edge. Frames come with an inch and a quarter top rail for added strength.

CODE	DESCRIPTION	SIZE IN MM	PRICE 5+	PRICE 30+
25T341	Rectangular	1200W x 600D x 460H	£85.30	£83.30
25T342	Rectangular	1200W x 600D x 530H	£85.30	£83.30
25T343	Rectangular	1200W x 600D x 590H	£85.30	£83.30
25T344	Rectangular	1200W x 600D x 640H	£85.30	£83.30
25T345	Rectangular	1200W x 600D x 710H	£85.30	£83.30
25T346	Rectangular	1200W x 600D x 760H	£85.30	£83.30
25T347	Rectangular	1100W x 550D x 460H	£85.30	£83.30
25T348	Rectangular	1100W x 550D x 530H	£85.30	£83.30
25T349	Rectangular	1100W x 550D x 590H	£85.30	£83.30
25T350	Rectangular	1100W x 550D x 640H	£85.30	£83.30
25T351	Rectangular	1100W x 550D x 710H	£85.30	£83.30
25T352	Rectangular	1100W x 550D x 760H	£85.30	£83.30
25T353	Square	600W x 600D x 460H	£67.70	£66.10
25T354	Square	600W x 600D x 530H	£67.70	£66.10
25T355	Square	600W x 600D x 590H	£67.70	£66.10
25T356	Square	600W x 600D x 640H	£67.70	£66.10
25T357	Square	600W x 600D x 710H	£67.70	£66.10
25T358	Square	600W x 600D x 760H	£67.70	£66.10

*Silver and White Frames are non-returnable

Frame colours:



Laminate top colours:



5 32mm Fully Welded Tables

PVC Edge



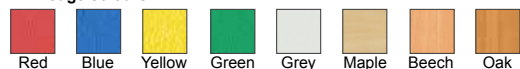
Our fully welded tables are available with a PVC edge which has a smooth finish and is available in 8 colour options.

CODE	DESCRIPTION	SIZE IN MM	PRICE 5+	PRICE 30+
25T359	Rectangular	1200W x 600D x 460H	£90.15	£88.00
25T360	Rectangular	1200W x 600D x 530H	£90.15	£88.00
25T361	Rectangular	1200W x 600D x 590H	£90.15	£88.00
25T362	Rectangular	1200W x 600D x 640H	£90.15	£88.00
25T363	Rectangular	1200W x 600D x 710H	£90.15	£88.00
25T364	Rectangular	1200W x 600D x 760H	£90.15	£88.00
25T365	Rectangular	1100W x 550D x 460H	£90.15	£88.00
25T366	Rectangular	1100W x 550D x 530H	£90.15	£88.00
25T367	Rectangular	1100W x 550D x 590H	£90.15	£88.00
25T368	Rectangular	1100W x 550D x 640H	£90.15	£88.00
25T369	Rectangular	1100W x 550D x 710H	£90.15	£88.00
25T370	Rectangular	1100W x 550D x 760H	£90.15	£88.00
25T371	Square	600W x 600D x 460H	£72.50	£70.80
25T372	Square	600W x 600D x 530H	£72.50	£70.80
25T373	Square	600W x 600D x 590H	£72.50	£70.80
25T374	Square	600W x 600D x 640H	£72.50	£70.80
25T375	Square	600W x 600D x 710H	£72.50	£70.80
25T376	Square	600W x 600D x 760H	£72.50	£70.80



MADE IN THE UK

PVC edge colours:



Spray PU Edge




Our fully welded tables are available with a Spray PU edge which has a resilient, textured, hardwearing and waterproof finish.

CODE	DESCRIPTION	SIZE IN MM	PRICE 5+	PRICE 30+
25T377	Rectangular	1200W x 600D x 460H	£93.70	£91.50
25T378	Rectangular	1200W x 600D x 530H	£93.70	£91.50
25T379	Rectangular	1200W x 600D x 590H	£93.70	£91.50
25T380	Rectangular	1200W x 600D x 640H	£93.70	£91.50
25T381	Rectangular	1200W x 600D x 710H	£93.70	£91.50
25T382	Rectangular	1200W x 600D x 760H	£93.70	£91.50
25T383	Rectangular	1100W x 550D x 460H	£93.70	£91.50
25T384	Rectangular	1100W x 550D x 530H	£93.70	£91.50
25T385	Rectangular	1100W x 550D x 590H	£93.70	£91.50
25T386	Rectangular	1100W x 550D x 640H	£93.70	£91.50
25T387	Rectangular	1100W x 550D x 710H	£93.70	£91.50
25T388	Rectangular	1100W x 550D x 760H	£93.70	£91.50
25T389	Square	600W x 600D x 460H	£76.10	£74.30
25T390	Square	600W x 600D x 530H	£76.10	£74.30
25T391	Square	600W x 600D x 590H	£76.10	£74.30
25T392	Square	600W x 600D x 640H	£76.10	£74.30
25T393	Square	600W x 600D x 710H	£76.10	£74.30
25T394	Square	600W x 600D x 760H	£76.10	£74.30



MADE IN THE UK

Spray PU edge colours:



5 45mm Fully Welded Tables

 **MADE IN THE UK**

MDF Edge



The Premium 45mm round tube frame tables are supplied with 18mm high pressure laminate tops in a range of colours as shown below. Please choose from an MDF or Spray PU edge. Frames come with an inch and a quarter top rail for added strength.


CODE	DESCRIPTION	SIZE IN MM	PRICE 5+	PRICE 30+
25T395	Rectangular	1200W x 600D x 460H	£127.50	£124.50
25T396	Rectangular	1200W x 600D x 530H	£127.50	£124.50
25T397	Rectangular	1200W x 600D x 590H	£127.50	£124.50
25T398	Rectangular	1200W x 600D x 640H	£127.50	£124.50
25T399	Rectangular	1200W x 600D x 710H	£127.50	£124.50
25T400	Rectangular	1200W x 600D x 760H	£127.50	£124.50
25T401	Rectangular	1100W x 600D x 460H	£127.50	£124.50
25T402	Rectangular	1100W x 600D x 530H	£127.50	£124.50
25T403	Rectangular	1100W x 600D x 590H	£127.50	£124.50
25T404	Rectangular	1100W x 600D x 640H	£127.50	£124.50
25T405	Rectangular	1100W x 600D x 710H	£127.50	£124.50
25T406	Rectangular	1100W x 600D x 760H	£127.50	£124.50
25T407	Square	600W x 600D x 460H	£80.70	£78.80
25T408	Square	600W x 600D x 530H	£80.70	£78.80
25T409	Square	600W x 600D x 590H	£80.70	£78.80
25T410	Square	600W x 600D x 640H	£80.70	£78.80
25T411	Square	600W x 600D x 710H	£80.70	£78.80
25T412	Square	600W x 600D x 760H	£80.70	£78.80

• *Silver and White Frames are non-returnable

Laminate top colours:



Frame colours:



5 45mm Fully Welded Tables

 **MADE IN THE UK**

Spray PU Edge



Our fully welded tables are available with a Spray PU edge which has a resilient, textured, hardwearing and waterproof finish.

CODE	DESCRIPTION	SIZE IN MM	PRICE 5+	PRICE 30+
25T413	Rectangular	1200W x 600D x 460H	£135.95	£132.70
25T414	Rectangular	1200W x 600D x 530H	£135.95	£132.70
25T415	Rectangular	1200W x 600D x 590H	£135.95	£132.70
25T416	Rectangular	1200W x 600D x 640H	£135.95	£132.70
25T417	Rectangular	1200W x 600D x 710H	£135.95	£132.70
25T418	Rectangular	1200W x 600D x 760H	£135.95	£132.70
25T419	Rectangular	1100W x 600D x 460H	£135.95	£132.70
25T420	Rectangular	1100W x 600D x 530H	£135.95	£132.70
25T421	Rectangular	1100W x 600D x 590H	£135.95	£132.70
25T422	Rectangular	1100W x 600D x 640H	£135.95	£132.70
25T423	Rectangular	1100W x 600D x 710H	£135.95	£132.70
25T424	Rectangular	1100W x 600D x 760H	£135.95	£132.70
25T425	Square	600W x 600D x 460H	£89.10	£87.00
25T426	Square	600W x 600D x 530H	£89.10	£87.00
25T427	Square	600W x 600D x 590H	£89.10	£87.00
25T428	Square	600W x 600D x 640H	£89.10	£87.00
25T429	Square	600W x 600D x 710H	£89.10	£87.00
25T430	Square	600W x 600D x 760H	£89.10	£87.00

• *Silver and White Frames are non-returnable


Laminate top colours:



Spray PU edge colours:



Frame colours:



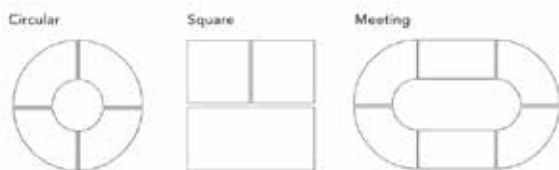


10 Equation™ Square Table

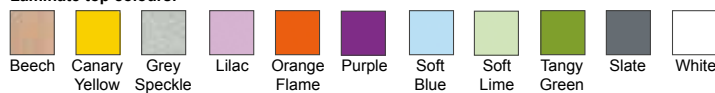
The Equation tables are a premium option manufactured with a 25mm laminate top, Duraform Spray PU edges and a stylish 32mm round tube frame with tamperproof fixings and height adjustable feet.

CODE	SIZE IN MM	PRICE 5+	PRICE 30+
25T431	600W x 600D	£96.80	£94.50
25T432	750W x 750D	£135.75	£132.55

- Available in 6 heights as shown on page 3
- Comes with a Duraform Spray PU edge
- *Silver and White Frames are non-returnable



Laminate top colours:



Spray PU edge colours



Frame colours:



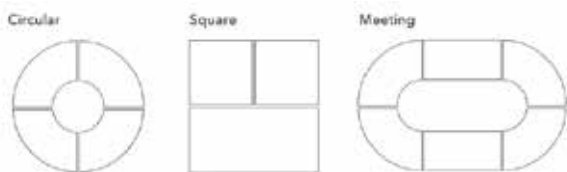
MADE IN THE UK

10 Equation™ Rectangular Table

The Equation tables are a premium option manufactured with a 25mm laminate top, Duraform Spray PU edges and a stylish 32mm round tube frame with tamperproof fixings and height adjustable feet.

CODE	SIZE IN MM	PRICE 5+	PRICE 30+
25T433	1100W x 550D	£141.15	£137.85
25T434	1200W x 600D	£144.20	£140.75
25T435	1500W x 750D	£229.80	£224.35

- Available in 6 heights as shown on page 3
- Comes with a Duraform Spray PU edge
- *Silver and White Frames are non-returnable



Laminate top colours:



Spray PU edge colours



Frame colours:



MADE IN THE UK

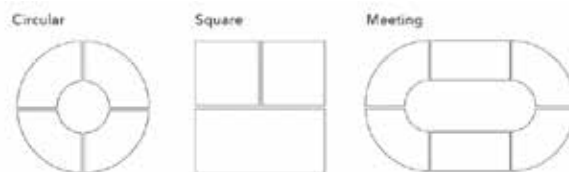
10 Equation™ Trapezoidal Table



The Equation tables are a premium option manufactured with a 25mm laminate top, Duraform Spray PU edges and a stylish 32mm round tube frame with tamperproof fixings and height adjustable feet.

CODE	SIZE IN MM	PRICE 5+	PRICE 30+
25T436	1100W x 550D	£145.85	£142.40
25T437	1200W x 600D	£148.60	£145.10

- Available in 6 heights as shown on page 3
- Comes with a Duraform Spray PU edge
- *Silver and White Frames are non-returnable




Laminate top colours:



Spray PU edge colours



Frame colours:



MADE IN THE UK

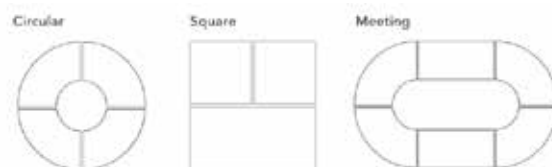
10 Equation™ Arc Table



The Equation tables are a premium option manufactured with a 25mm laminate top, Duraform Spray PU edges and a stylish 32mm round tube frame with tamperproof fixings and height adjustable feet.

CODE	SIZE IN MM	PRICE 5+	PRICE 30+
25T438	1490W x 600D	£326.00	£318.30

- 2100mm Diameter when 4 tables are placed together to make a circle
- Available in 6 heights as shown on page 3
- Comes with a Duraform Spray PU edge
- *Silver and White Frames are non-returnable




Laminate top colours:



Spray PU edge colours



Frame colours:



MADE IN THE UK

10 Equation™ Semi Circular Table

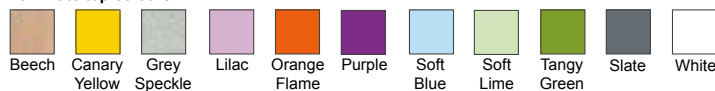
The Equation tables are a premium option manufactured with a 25mm laminate top, Duraform Spray PU edges and a stylish 32mm round tube frame with tamperproof fixings and height adjustable feet.

CODE	SIZE IN MM	PRICE 5+	PRICE 30+
25T439	1100W x 550D	£139.50	£136.20
25T440	1200W x 600D	£151.35	£147.75

- Available in 6 heights as shown on page 3
- Comes with a Duraform Spray PU edge
- *Silver and White Frames are non-returnable




Laminate top colours:



Spray PU edge colours



Frame colours:



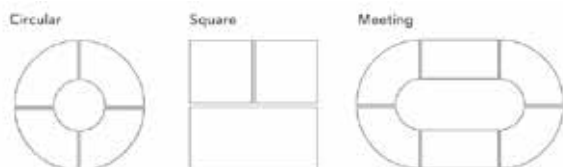
MADE IN THE UK

10 Equation™ Circular Table

The Equation tables are a premium option manufactured with a 25mm laminate top, Duraform Spray PU edges and a stylish 32mm round tube frame with tamperproof fixings and height adjustable feet.

CODE	SIZE IN MM	PRICE 5+	PRICE 30+
25T441	1100D	£258.20	£252.10
25T442	1200D	£269.00	£262.65

- Available in 6 heights as shown on page 3
- Comes with a Duraform Spray PU edge
- *Silver and White Frames are non-returnable



Laminate top colours:



Spray PU edge colours



Frame colours:



MADE IN THE UK

10 Equation™ Segga Table



The Equation tables are a premium option manufactured with a 18mm laminate top, Duraform Spray PU edges and a stylish 32mm round tube frame with tamperproof fixings and height adjustable feet.

The unique segment shape allows you to configure a variety of table layouts for flexible learning.

CODE	SIZE IN MM	PRICE 5+	PRICE 30+
25T443	755W x 660D	£110.35	£107.75

- 1635mm Diameter when 6 tables are placed together to make a circle
- Available in 6 heights as shown on page 3
- Comes with strong Duraform Spray PU edges
- *Silver and White Frames are non-returnable




Laminate top colours:



Spray PU edge colours



Frame colours:



MADE IN THE UK

10 Equation™ Connect Table



The Equation tables are a premium option manufactured with a 18mm laminate top, Duraform Spray PU edges and a stylish 32mm round tube frame with tamperproof fixings and height adjustable feet.

The unique shape allows you to configure a variety of table layouts for flexible learning.

CODE	SIZE IN MM	PRICE 5+	PRICE 30+
25T444	940W x 890D	£135.95	£132.75

- Available in 6 heights as shown on page 3
- Comes with strong Duraform Spray PU edges
- *Silver and White Frames are non-returnable



Laminate top colours:



Spray PU edge colours



Frame colours:



MADE IN THE UK

10 Equation™ Leaf Table

The Equation tables are a premium option manufactured with a 25mm laminate top, Duraform Spray PU edges and a stylish 32mm round tube frame with tamperproof fixings and height adjustable feet.

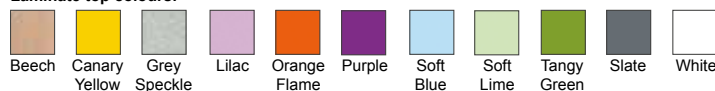
The unique leaf shape allows you to configure a variety of table layouts for flexible learning.

CODE	SIZE IN MM	PRICE 5+	PRICE 30+
25T445	1220W x 875D	£153.85	£150.20

- 1750mm Diameter when 4 tables are placed together to make a circle
- Available in 6 heights as shown on page 3
- Comes with strong Duraform Spray PU edges
- *Silver and White Frames are non-returnable



Laminate top colours:



Spray PU edge colours



Frame colours:



10 Equation™ Jewel Table

The Equation tables are a premium option manufactured with a 25mm laminate top, Duraform Spray PU edges and a stylish 32mm round tube frame with tamperproof fixings and height adjustable feet.

The unique jewel shape allows you to configure a variety of table layouts for flexible learning.

CODE	SIZE IN MM	PRICE 5+	PRICE 30+
25T446	1440W x 866D	£226.25	£220.90

- 1730mm Diameter when 3 tables are placed together to make a circle
- Available in 6 heights as shown on page 3
- Comes with strong Duraform Spray PU edges
- *Silver and White Frames are non-returnable



Laminate top colours:



Spray PU edge colours



Frame colours:



1 Classline Folding Exam Desks



The Classline folding exam desk comes with a durable 16mm MDF top finished with a wipe clean laminate. It comes with a pen groove, a bullnosed edge, rounded corners and a Black folding frame with plastic feet to protect floors. Solid Steel support clips hold the frame securely to prevent wobbling.

CODE	DESCRIPTION	SIZE IN MM	PRICE 50+	PRICE 100+
25D447	Folding Exam Desk	600W x 450D x 730H	£22.75	£22.25
25D448	Folding Exam Desk	600W x 600D x 730H	£22.75	£22.25
25TR449	25 Capacity Trolley			£185.25
25TR450	40 Capacity Trolley			£189.95
25PK451	25 Desks and Trolley	600W x 600D x 730H		£742.25
25PK452	40 Desks and Trolley	600W x 600D x 730H		£1093.50

- For smaller or larger quantities, price on request
- Grey top available on 600W x 600D option only

Top colours:



Grey



Beech

Frame:



Black

1 Classline Plus Folding Exam Desk



The Classline folding exam desk comes with a Beech 18mm MDF top which slopes slightly for better ergonomics. It comes with a pen groove, a bullnosed edge and a thicker gauge 22mm diameter Black leg frame. The safety bar feature assists in placing the tables for use and stowing for storage.

CODE	DESCRIPTION	SIZE IN MM	PRICE 50+	PRICE 100+
25D453	Folding Exam Desk	600W x 600D x 710H	£29.10	£28.45
25TR454	24 Capacity Trolley			£215.00
25TR455	40 Capacity Trolley			£230.00
25PK456	24 Desks and Trolley	600W x 600D x 710H		£882.65
25PK457	40 Desks and Trolley	600W x 600D x 710H		£1364.90

- For smaller quantities, price on request

Top:



Beech

Frame:



Black

2 Titan Exam Desk



The Titan one piece recyclable, injection moulded polypropylene desks come with a unique 'snapping' lock mechanism, have an extra strong oval steel frame and a pen groove.

CODE	DESCRIPTION	SIZE IN MM	PRICE 50+	PRICE 100+
25D458	Folding Exam Desk	600W x 600D x 710H	£39.70	£38.75
25TR459	Trolley for 40 desks	1267W x 600D x 473H		£269.75

- For smaller quantities, price on request
- 20 capacity Trolley available, price on request
- A delivery surcharge will apply if trolleys are ordered separately

Top colours:



Blue



Charcoal

Frame:



Grey

5 Premium Folding Exam Desk

Our Premium folding exam desk comes with an 18mm Beech laminate top with a pen groove and an MDF bullnose polished and lacquered edge.

CODE	DESCRIPTION	SIZE IN MM	PRICE 10+	PRICE 30+
25D460	Folding Exam Desk	600W x 600D x 710H	£37.20	£36.35
25TR461	24 Capacity Trolley		£173.50	
25PK462	24 Desks and Trolley	600W x 600D x 710H	£996.95	

• *Silver and White Frames are non-returnable



Top:



Beech

Frame colours:



Black



Grey



Charcoal



Duraform



Silver*



White*



MADE IN THE UK

5 Premium Folding Skid Base Exam Desk

Our Premium folding, skid base framed exam desk comes with an 18mm Beech laminate top with a pen groove and an MDF bullnose polished and lacquered edge.

CODE	DESCRIPTION	SIZE IN MM	PRICE 10+	PRICE 30+
25D463	Folding Exam Desk	600W x 600D x 710H	£39.85	£38.90
25TR464	24 Capacity Trolley		£173.50	
25PK465	24 Desks and Trolley	600W x 600D x 710H	£1056.75	

• *Silver and White Frames are non-returnable



Top:



Beech

Frame colours:



Black



Grey



Charcoal



Duraform



Silver*



White*



MADE IN THE UK

5 Premium Stacking Zimmer Desk

Our Premium stacking exam desk comes with a zimmer frame, an 18mm Beech laminate top with a pen groove and an MDF bullnose polished and lacquered edge.

CODE	DESCRIPTION	SIZE IN MM	PRICE 10+	PRICE 30+
25D466	Exam Desk	600W x 500D x 710H	£44.50	£43.40

• *Silver and White Frames are non-returnable



Top:



Beech

Frame colours:



Black



Grey



Charcoal



Duraform



Silver*



White*



MADE IN THE UK

10 EN Core Table



The EN Core table can be stacked up to 15 high for storage, is easily transportable, durable, lightweight and 100% recyclable. It can be used in multiple environments from classrooms to cafeterias and even exam halls.

The table can offer you the flexibility for adaptable settings with the use of the EN Core connected (see accessories panel). Available in 6 heights to accompany the innovative EN One piece plastic chair. The table is tested to and supports up to 100kg and is compliant to EN1729 parts 1 & 2 and BS16139 level 2.

CODE	DESCRIPTION	SIZE IN MM	PRICE 14+
25T467	Size 1	768W x 600D x 460H	£50.00
25T468	Size 2	772W x 600D x 530H	£50.00
25T469	Size 3	776W x 600D x 590H	£50.00
25T470	Size 4	778W x 600D x 640H	£50.00
25T471	Size 5	782W x 600D x 710H	£50.00
25T472	Size 6	786W x 600D x 760H	£50.00

- Tabletop measures 600W x 600D
- Distance between legs is 626mm
- Made from 100% recyclable material
- For matching chairs see page 57

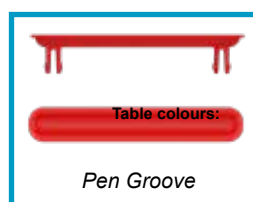
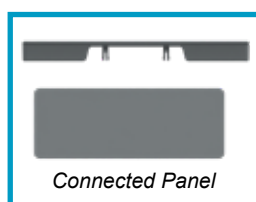
1 EN Core Table Accessories



Accessories available for the EN Core table include:
 Pen grooves in a range of colours which easily slot into the side of the table, maximising workspace.
 Connected, a linking socket which holds tables together securely and is easily removed.
 Tray runners are used to maximise under desk storage space.
 Dolly to transport and hold up to 14 tables.

CODE	DESCRIPTION	PRICE
25ACC473	Pen Groove	£1.25
25ACC474	Connected	£13.75
25ACC475	A4 Tray runner	£11.25
25ACC476	A3 Tray runner	£11.25
25ACC477	Dolly - 14 table capacity	£133.50

- Trays not included
- Accessories to be ordered at time of table order



Desk colours:

Cool Grey Night Grey

Connect colours:

Royal Blue Night Grey Black Sky Blue Lime Green

Pen Groove colour options

Blue Red Night Grey Orange Black Purple Lime Green Yellow Sky Blue White

5 Single Study Desks

Our new flat top Study Desks are the perfect solution to social distancing in the classroom. Textbooks and pencils can be put away, preventing cross contamination. This study desk will look the part in any classroom. Constructed using an epoxy coated chunky metal frame which is 40mm x 40mm and comes with a durable 18mm solid wood MDF top in a choice of 5 wood finishes.

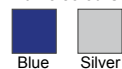
CODE	DESCRIPTION	SIZE IN MM	PRICE 5+
25D478	Size 5	610W x 540D x 710H	£172.70
25D479	Size 6	610W x 540D x 760H	£172.70



Top Colours:



Frame colours:



2 Single Wooden Locker Desks

These single locker desks come with a solid Beech frame and Beech veneered tops finished in Hygienilac TM wood lacquer. The mortise and tenon joints are glued and pinned for extra strength.

CODE	DESCRIPTION	SIZE IN MM	PRICE 5+
25D480	Single	620W x 450D x 650H	£178.75
25D481	Single	620W x 450D x 710H	£178.75
25D482	Single	620W x 450D x 760H	£178.75

- Locker section is 120mm deep
- Width between legs is 490mm



There is a £35 delivery charge on these products

Colour option:



Beech



2 Double Wooden Locker Desks

These double locker desks come with a solid Beech frame and Beech veneered tops finished in Hygienilac TM wood lacquer. The mortise and tenon joints are glued and pinned for extra strength.

CODE	DESCRIPTION	SIZE IN MM	PRICE 5+
25D483	Double	1110W x 450D x 650H	£280.00
25D484	Double	1110W x 450D x 710H	£280.00
25D485	Double	1110W x 450D x 760H	£280.00

- Locker section is 120mm deep
- Width between legs is 980mm



There is a £35 delivery charge on these products


Colour option:



Beech



5 ZED Frame Tables



The new ZED Frame tables come with solid 18mm MDF tops with a high pressure laminate in a range of colours as shown below. The tables come with a 50 by 25mm steel tube frame.


CODE	DESCRIPTION	SIZE IN MM	PRICE 5+	PRICE 30+
25T486	Square	600W x 600D	£92.25	£89.95
25T487	Rectangular	1100W x 550D	£110.50	£107.95
25T488	Rectangular	1200W x 600D	£114.50	£111.75
25T489	Rectangular	1500W x 750D	£174.25	£170.25

- Available with a Spray PU edge, price on request
- *Silver and White Frames are non-returnable

Laminate top colours:



Frame colours:



Size	Age	Height
1	3-4	460mm
2	4-6	530mm
3	6-8	590mm
4	8-11	640mm
5	11-14	710mm
6	14+	760mm

5 Z Frame Tables



These heavy duty Z frame tables are designed with thick steel legs with a strengthening bar between them. The steel rectangular section legs are 25mm x 50mm. The tables come with an 18mm MDF high pressure laminate top and an MDF edge.

CODE	DESCRIPTION	SIZE IN MM	PRICE 5+	PRICE 30+
25T490	Square	600W x 600D	£109.50	£96.55
25T491	Rectangular	1100W x 550D	£135.55	£119.60
25T492	Rectangular	1200W x 600D	£135.55	£119.60

- Made to order and non-returnable

Laminate top colours:



Frame colours:



Size	Age	Height
5	11-14	710mm
6	14+	760mm

5 Cantilever Frame Tables




These heavy duty Cantilever frame tables are designed with thick steel legs with a strengthening bar between them. The steel rectangular section legs are 25mm x 50mm. The tables come with an 18mm MDF high pressure laminate top and an MDF edge.

CODE	DESCRIPTION	SIZE IN MM	PRICE 5+	PRICE 30+
25T493	Square	600W x 600D	£109.50	£96.55
25T494	Rectangular	1100W x 550D	£135.55	£119.60
25T495	Rectangular	1200W x 600D	£135.55	£119.60

- Made to order and non-returnable

Size	Age	Height
5	11-14	710mm
6	14+	760mm

Laminate top colours:



Frame colours:



5 Euro Cantilever Frame Tables

The Euro tables come with solid 25mm MDF tops with a high pressure laminate in a range of colours as shown below. The tables come with a 50 by 25mm steel tube frame.

CODE	DESCRIPTION	SIZE IN MM	PRICE 5+	PRICE 30+
25T496	Single	600W x 600D	£104.45	£101.95
25T497	Double	1200W x 600D	£146.25	£142.80
25T498	Double	1500W x 750D	£222.10	£216.80

- Available with a Spray PU edge, price on request
- *Silver and White Frames are non-returnable


Size	Age	Height
1	3-4	460mm
2	4-6	530mm
3	6-8	590mm
4	8-11	640mm
5	11-14	710mm
6	14+	760mm



Laminate top colours:



Frame colours:



5 Project Tables

These project tables are available in three sizes and arrive flat packed for simple self assembly. They are manufactured from 50 x 25mm Steel tube which is fully welded with a epoxy powder coated finish in a choice of colours. The tables come with a Grey 18mm MFC top built to BS EN 16121:2013 Level 2 British Standard and EU equivalent in respect of strength, durability and safety.

CODE	DESCRIPTION	SIZE IN MM	PRICE 30+
25T499	Small Table	1220W x 1220D x 800H	£454.25
25T500	Medium Table	1820W x 1220D x 800H	£583.25
25T501	Large Table	2420W x 1220D x 800H	£693.75

- Flat packed for simple self assembly



5 Makers Table

Top quality tables, made in the UK, designed for crafting and sewing. Made with an anodised Aluminium frame with a white top and shelf and wood effect ABS edging. The top, shelf and cutting mat are all reversible making this a sustainable product that will provide years of reliable service.

CODE	DESCRIPTION	Size in MM	PRICE
25T502	Table Without Shelf	600W x 1200L x 900H	£258.75
25T503	Table Without Shelf	600W x 1200L x 760H	£212.75
25T504	Table With Shelf	600W x 1200L x 900H	£339.25
25T505	Table with Slat Wall	600W x 1200L x 900H	£339.25
25T506	Table with Slat Wall	600W x 1200L x 760H	£293.25
25T507	Table with Slat Wall & Shelf	600W x 1200L x 900H	£408.25

- Slat wall adds 500mm to height
- 760H tables recommended for use with sewing machines



5 H Frame Fully Welded Tables



MADE IN THE UK

Laminate top colours:



Ailsa



Beech



Blue



Light Grey



Oak



Slate



White

Frame colours:



Black



Grey



Charcoal



Duraform



Silver*



White*

This fully welded H frame table is made with a standard 25mm square steel tube frame and comes with an 18mm high pressure laminate top and MDF edge.

CODE	SIZE IN MM	PRICE 5+	PRICE 30+
25T508	1200W x 600D	£150.75	£147.20
25T509	1200W x 750D	£165.30	£161.40
25T510	1500W x 750D	£249.10	£243.20

• *Silver and White Frames are non-returnable

TABLE HEIGHTS	
760mm	900mm
800mm	950mm
850mm	1000mm

5 H Frame Crushbent Tables



MADE IN THE UK

Laminate top colours:



Ailsa



Beech



Blue



Light Grey



Oak



Slate



White

Frame colours:



Black



Grey



Charcoal



Duraform



Silver*



White*

This crushbent H frame table is made with a chunky 30mm square steel tube frame and comes with an 18mm high pressure laminate top and MDF edge.

CODE	SIZE IN MM	PRICE 5+	PRICE 30+
25T511	1200W x 600D	£150.75	£147.20
25T512	1200W x 750D	£165.30	£161.40
25T513	1500W x 750D	£249.10	£243.20

• *Silver and White Frames are non-returnable

TABLE HEIGHTS	
760mm	900mm
800mm	950mm
850mm	1000mm

10 H Frame Premium Tables



MADE IN THE UK

Laminate top colours:



Ailsa



Beech



Blue



Light Grey



Oak



Slate



White

Frame colours:



Black



Grey



Charcoal



Duraform



Silver*



White*

This chunky 45mm round tube H frame table is fully welded and comes with an 18mm high pressure laminate top and MDF edge.

CODE	SIZE IN MM	PRICE 5+	PRICE 30+
25T514	1200W x 600D	£214.95	£209.85
25T515	1200W x 750D	£231.40	£225.95
25T516	1500W x 750D	£273.30	£266.85

• *Silver and White Frames are non-returnable

TABLE HEIGHTS	
760mm	900mm
800mm	950mm
850mm	1000mm

5 H Frame Fully Welded Tables


This fully welded H frame table is made with a standard 25mm square steel tube frame and comes with an 16mm thick hardwearing Trespa top.

CODE	SIZE IN MM	PRICE 5+	PRICE 30+
25T517	1200W x 600D	£298.15	£291.10
25T518	1200W x 750D	£438.75	£428.40
25T519	1500W x 750D	£469.50	£458.35


• *Silver and White Frames are non-returnable

TABLE HEIGHTS	
760mm	900mm
800mm	950mm
850mm	1000mm

Speckled Trespa top colours:



Frame colours:



MADE IN THE UK

5 H Frame Crushbent Tables

This crushbent H frame table is made with a chunky 30mm square steel tube frame and comes with an 16mm thick hardwearing Trespa top.

CODE	SIZE IN MM	PRICE 5+	PRICE 30+
25T520	1200W x 600D	£298.15	£291.10
25T521	1200W x 750D	£438.75	£428.40
25T522	1500W x 750D	£469.50	£458.35


• *Silver and White Frames are non-returnable

TABLE HEIGHTS	
760mm	900mm
800mm	950mm
850mm	1000mm

Speckled Trespa top colours:



Frame colours:



MADE IN THE UK

10 H Frame Premium Tables

This chunky 45mm round tube H frame table is fully welded and comes with an 16mm thick hardwearing Trespa top.

CODE	SIZE IN MM	PRICE 5+	PRICE 30+
25T523	1200W x 600D	£417.40	£407.50
25T524	1200W x 750D	£563.85	£550.50
25T525	1500W x 750D	£607.45	£593.10

• *Silver and White Frames are non-returnable

TABLE HEIGHTS	
760mm	900mm
800mm	950mm
850mm	1000mm

Speckled Trespa top colours:



Frame colours:



MADE IN THE UK

5 Inspire 200 Height Adjustable Desks



Laminate top colours:



MDF Edge:



Spray PU edge colours:



Frame:



The Inspire height adjustable desks come with an 18mm thick MDF laminate top with a Silver height adjustable frame only. Available with a crank handle which can be inserted either on the left or right hand side of the desk with an easy to use tamperproof mechanism.

CODE	DESCRIPTION	SIZE IN MM	PRICE
25D526	Single Desk MDF Edge	700W x 600D x 512-805H	£385.95
25D527	Double Desk MDF Edge	1200W x 600D x 512-805H	£433.75
25D528	Single Desk Spray PU Edge	700W x 600D x 512-805H	£395.25
25D529	Double Desk Spray PU Edge	1200W x 600D x 512-805H	£443.25

CODE	DESCRIPTION	PRICE
25ACC530	Single Cableport	£4.55
25ACC531	Double Cableport	£9.10

• Cable portholes must be requested at time of order

5 Inspire 400 Height Adjustable Desks



Laminate top colours:



MDF Edge:



Spray PU edge colours:



Frame:



The Inspire height adjustable desks come with an 18mm thick MDF laminate top with a White height adjustable frame only. Available with a crank handle which can be inserted either on the left or right hand side of the desk with an easy to use tamperproof mechanism.

CODE	DESCRIPTION	SIZE IN MM	PRICE
25D532	Double Desk MDF Edge	1200W x 600D x 512-805H	£433.75
25D533	Double Desk MDF Edge	1200W x 750D x 512-805H	£474.95
25D534	Double Desk Spray PU Edge	1200W x 600D x 512-805H	£443.25
25D535	Double Desk Spray PU Edge	1200W x 750D x 512-805H	£484.25

CODE	DESCRIPTION	PRICE
25ACC536	Single Cableport	£4.55
25ACC537	Double Cableport	£9.10

• Cable portholes must be requested at time of order

5 Inspire 800 Height Adjustable Desks




Laminate top colours:



MDF Edge:



Spray PU edge colours:



Frame:



The Inspire height adjustable desks come with an 18mm thick MDF laminate top with a Black height adjustable frame only. Available with a crank handle which can be inserted either on the left or right hand side of the desk with an easy to use tamperproof mechanism.

CODE	DESCRIPTION	SIZE IN MM	PRICE
25D538	1200W Desk MDF Edge	1200W x 600D x 730-1200H	£473.50
25D539	1500W Desk MDF Edge	1500W x 750D x 730-1200H	£578.25
25D540	1200W Desk Spray PU Edge	1200W x 600D x 730-1200H	£482.75
25D541	1500W Desk Spray PU Edge	1500W x 750D x 730-1200H	£587.75

CODE	DESCRIPTION	PRICE
25ACC542	Single Cableport	£4.55
25ACC543	Double Cableport	£9.10

• Cable portholes must be requested at time of order

5 Georgian Volt Electric Adjustable Desks

The Georgian Volt electric height adjustable desking range comes with a 25mm top and a 2mm edging. The desk height adjustment is operated by a digital controller with memory presets and a USB charging port. The controller can be situated under the desktop on either the left or right hand side. The 3 stage dual motor comes with a soft start and stop. The wood finishes are resistant to heat, staining and scratching. All steelwork is 16 gauge.

CODE	DESCRIPTION	SIZE IN MM	PRICE
25D544	Rectangular Desk	1200W x 800D x 620-1280H	£555.25
25D545	Rectangular Desk	1400W x 800D x 620-1280H	£568.50
25D546	Rectangular Desk	1600W x 800D x 620-1280H	£581.75
25D547	Rectangular Desk	1800W x 800D x 620-1280H	£594.95

- Height adjustment from 620 - 1280mm
- Desktop movement of 35mm per second
- 5 year guarantee on electric components
- 10 year guarantee on wooden components

Top colours:



Frame colours:



5 Georgian Volt Electric Adjustable Desks

The Georgian Volt J shape option comes with the controller on the straight edge.

CODE	DESCRIPTION	SIZE IN MM	PRICE
25D548	Left Hand	1200W x 1200D x 800D x 600W x 620-1280H	£867.95
25D549	Right Hand	1200W x 1200D x 800D x 600W x 620-1280H	£867.95
25D550	Left Hand	1400W x 1200D x 800D x 600W x 620-1280H	£885.75
25D551	Right Hand	1400W x 1200D x 800D x 600W x 620-1280H	£885.75
25D552	Left Hand	1600W x 1200D x 800D x 600W x 620-1280H	£903.95
25D553	Right Hand	1600W x 1200D x 800D x 600W x 620-1280H	£903.95
25D554	Left Hand	1800W x 1200D x 800D x 600W x 620-1280H	£922.25
25D555	Right Hand	1800W x 1200D x 800D x 600W x 620-1280H	£922.25

- Height adjustment from 620 - 1280mm
- Desktop movement of 35mm per second
- 5 year guarantee on electric components
- 10 year guarantee on wooden components

Top colours:



Frame colours:



5 Accessories

Modesty panels and cable trays are available if required for all the Volt adjustable desks.

CODE	DESCRIPTION	SIZE IN MM	PRICE
25ACC556	Metal Cable Tray	1200W	£29.75
25ACC557	Metal Cable Tray	1400W	£31.75
25ACC558	Metal Cable Tray	1600W	£34.75
25ACC559	Metal Cable Tray	1800W	£38.50
25ACC560	Wooden Modesty Panel	1200W x 395H	£86.50
25ACC561	Wooden Modesty Panel	1400W x 395H	£90.95
25ACC562	Wooden Modesty Panel	1600W x 395H	£94.75
25ACC563	Wooden Modesty Panel	1800W x 395H	£98.50

Modesty Panel colours:



Cable Tray colours:



10 Classline Traditional Teachers Desks



Traditional straight leg Teachers Desk with an 18mm top, 2mm PVC edging and 2 cable ports. The wood finishes are resistant to heat, staining and scratching.


CODE	DESCRIPTION	SIZE IN MM	PRICE
25D564	Teachers Desk	1200W x 800D x 733H	£144.50
25D565	Teachers Desk	1400W x 800D x 733H	£154.75
25D566	Teachers Desk	1600W x 800D x 733H	£172.25
25D567	Teachers Desk	1800W x 800D x 733H	£215.25

- *Handles not available in Bronze or Anthracite

Top colours:



Frame colours:



10 Classline Traditional Pedestals



This range of pedestals come with a 25mm top. The wood finishes are resistant to heat, staining and scratching, come in a range of colours and are supplied with silver handles as standard.

CODE	DESCRIPTION	SIZE IN MM	PRICE
25P568	2 Drawer Low Mobile	438W x 605D x 595H	£131.95
25P569	3 Drawer Low Mobile	438W x 605D x 595H	£131.95
25P570	2 Drawer Mobile Under Desk	438W x 550D x 635H	£156.50
25P571	3 Drawer Mobile Under Desk	438W x 550D x 635H	£156.50
25P572	4 Drawer Mobile Under Desk	438W x 550D x 635H	£156.50
25P573	2 Drawer Narrow Under Desk	310W x 550D x 635H	£152.25
25P574	3 Drawer Narrow Under Desk	310W x 550D x 635H	£152.25
25P575	4 Drawer Narrow Under Desk	310W x 550D x 635H	£152.25

Top colours:



10 Classline Traditional Teachers Desks



Traditional straight leg Teachers Desk with an 18mm top, 2mm PVC edging and 2 cable ports. The wood finishes are resistant to heat, staining and scratching. Supplied with a fixed 2 drawer pedestal.


CODE	DESCRIPTION	SIZE IN MM	PRICE
25D576	Desk & 2 Drawer Pedestal	1200W x 800D x 733H	£301.75
25D577	Desk & 2 Drawer Pedestal	1400W x 800D x 733H	£305.95
25D578	Desk & 2 Drawer Pedestal	1600W x 800D x 733H	£322.95
25D579	Desk & 2 Drawer Pedestal	1800W x 800D x 733H	£364.75

- Pedestals can be fixed on the left or right hand side
- *Handles not available in Bronze or Anthracite

Top colours:



Frame colours:



10 Classline Traditional Teachers Desks

Traditional straight leg Teachers Desk with an 18mm top, 2mm PVC edging and 2 cable ports. The wood finishes are resistant to heat, staining and scratching. Supplied with a fixed 3 drawer pedestal.

CODE	DESCRIPTION	SIZE IN MM	PRICE
25D580	Desk & 3 Drawer Pedestal	1200W x 800D x 733H	£301.75
25D581	Desk & 3 Drawer Pedestal	1400W x 800D x 733H	£305.95
25D582	Desk & 3 Drawer Pedestal	1600W x 800D x 733H	£322.95
25D583	Desk & 3 Drawer Pedestal	1800W x 800D x 733H	£364.75


- Pedestals can be fixed on the left or right hand side
- *Handles not available in Bronze or Anthracite



Top colours:



Frame colours:



10 Classline Traditional Teachers Desks

Traditional straight leg Teachers Desk with an 18mm top, 2mm PVC edging and 2 cable ports. The wood finishes are resistant to heat, staining and scratching. Supplied with a 2 and 3 drawer pedestal as standard. Please state at time of order if you would prefer matching pedestals.

CODE	DESCRIPTION	SIZE IN MM	PRICE
25D584	Desk & Double Pedestal	1600W x 800D x 733H	£411.50
25D585	Desk & Double Pedestal	1800W x 800D x 733H	£454.95


- *Handles not available in Bronze or Anthracite



Top colours:



Frame colours:



5 Inspire Teachers Desks

The Inspire teachers desks come with an 18mm laminate top, an MDF bullnose lacquered edge and a 25mm square tube, fully welded frame. The desks are available with a two or three drawer fixed pedestal and come in a range of colours and three height options as shown below.

CODE	DESCRIPTION	SIZE IN MM	PRICE
25D586	Desk & 2 Drawer Pedestal	1200W x 600D	£329.50
25D587	Desk & 3 Drawer Pedestal	1200W x 600D	£372.95


- Heights available: 710mm, 720mm or 760mm
- Spray PU edge available, price on request
- Crushbent option available, price on request
- *Silver and White Frames are non-returnable
- *Handles not available in Bronze or Anthracite



Laminate top colours:



Frame colours:



10 Apex Single Bench Starter



The NEW Georgian Apex single bench range is available in 2 depths with a straight 40mm square goalpost leg frame. The 25mm tops have a central scalloped edge along the back for easy cable management.


CODE	SIZE IN MM	PRICE
25BS3392	1000W x 600D x 740H	£139.50
25BS3393	1200W x 600D x 740H	£147.75
25BS3394	1400W x 600D x 740H	£160.25
25BS3395	1600W x 600D x 740H	£168.50
25BS3396	1800W x 600D x 740H	£177.95
25BS3397	2000W x 600D x 740H	£194.50
25BS3398	1000W x 800D x 740H	£155.25
25BS3399	1200W x 800D x 740H	£164.00
25BS3400	1400W x 800D x 740H	£177.95
25BS3401	1600W x 800D x 740H	£187.50
25BS3402	1800W x 800D x 740H	£197.50
25BS3403	2000W x 800D x 740H	£215.75

- 600mm deep benches take the 514D pedestals
- *Handles not available in Bronze or Anthracite

Top colours:



Frame colours:



10 Apex Single Bench Add On



The NEW Georgian Apex single bench range is available in 2 depths with a straight 40mm square goalpost leg frame. The 25mm tops have a central scalloped edge along the back for easy cable management.


CODE	SIZE IN MM	PRICE
25BS3404	1000W x 600D x 740H	£105.50
25BS3405	1200W x 600D x 740H	£111.75
25BS3406	1400W x 600D x 740H	£122.50
25BS3407	1600W x 600D x 740H	£131.25
25BS3408	1800W x 600D x 740H	£138.25
25BS3409	2000W x 600D x 740H	£154.75
25BS3410	1000W x 800D x 740H	£116.75
25BS3411	1200W x 800D x 740H	£124.50
25BS3412	1400W x 800D x 740H	£136.25
25BS3413	1600W x 800D x 740H	£145.75
25BS3414	1800W x 800D x 740H	£153.50
25BS3415	2000W x 800D x 740H	£171.75

- 600mm deep benches take the 514D pedestals
- *Handles not available in Bronze or Anthracite

Top colours:



Frame colours:



10 Accessories




CODE	DESCRIPTION	SIZE IN MM	PRICE
25ACC3416	Metal Cable Tray	1000W	£23.50
25ACC3417	Metal Cable Tray	1200W	£25.25
25ACC3418	Metal Cable Tray	1400W	£27.25
25ACC3419	Metal Cable Tray	1600W	£30.50
25ACC3420	Metal Cable Tray	1800W	£34.25
25ACC3421	Metal Cable Tray	2000W	£37.25
25ACC3422	Wooden Modesty Panel	1000W	£82.75
25ACC3423	Wooden Modesty Panel	1200W	£86.50
25ACC3424	Wooden Modesty Panel	1400W	£90.95
25ACC3425	Wooden Modesty Panel	1600W	£94.75
25ACC3426	Wooden Modesty Panel	1800W	£98.50
25ACC3427	Wooden Modesty Panel	2000W	£101.75

Modesty Panel colours:



Cable Tray colours:



10 Apex Double Bench Starter

The NEW Giorgian Apex double bench range is available in 2 depths with a straight 40mm square goalpost leg frame. The 25mm tops have a central scalloped edge along the back for easy cable management.


CODE	SIZE IN MM	PRICE
25BS3428	1000W x 1200D x 740H	£241.75
25BS3429	1200W x 1200D x 740H	£252.95
25BS3430	1400W x 1200D x 740H	£264.95
25BS3431	1600W x 1200D x 740H	£270.00
25BS3432	1800W x 1200D x 740H	£295.95
25BS3433	2000W x 1200D x 740H	£313.50
25BS3434	1000W x 1600D x 740H	£268.25
25BS3435	1200W x 1600D x 740H	£281.50
25BS3436	1400W x 1600D x 740H	£294.75
25BS3437	1600W x 1600D x 740H	£299.75
25BS3438	1800W x 1600D x 740H	£328.75
25BS3439	2000W x 1600D x 740H	£348.25

- Cable trays and modesty panels on page 36
- 600mm deep benches take the 514D pedestals
- *Handles not available in Bronze or Anthracite

Top colours:



Frame colours:




10 Apex Double Bench Add On

The NEW Giorgian Apex double bench range is available in 2 depths with a straight 40mm square goalpost leg frame. The 25mm tops have a central scalloped edge along the back for easy cable management.


CODE	SIZE IN MM	PRICE
25BS3440	1000W x 1200D x 740H	£211.50
25BS3441	1200W x 1200D x 740H	£221.50
25BS3442	1400W x 1200D x 740H	£230.95
25BS3443	1600W x 1200D x 740H	£235.95
25BS3444	1800W x 1200D x 740H	£259.25
25BS3445	2000W x 1200D x 740H	£276.95
25BS3446	1000W x 1600D x 740H	£234.75
25BS3447	1200W x 1600D x 740H	£246.00
25BS3448	1400W x 1600D x 740H	£256.75
25BS3449	1600W x 1600D x 740H	£261.95
25BS3450	1800W x 1600D x 740H	£288.50
25BS3451	2000W x 1600D x 740H	£307.95

- Cable trays and modesty panels on page 36
- 600mm deep benches take the 514D pedestals
- *Handles not available in Bronze or Anthracite

Top colours:



Frame colours:



10 Pedestals

CODE	DESCRIPTION	SIZE IN MM	PRICE
25P638	2 Drawer Mobile Shallow	438W x 514D x 635H	£156.50
25P639	3 Drawer Mobile Shallow	438W x 514D x 635H	£156.50
25P640	4 Drawer Mobile Shallow	438W x 514D x 635H	£156.50
25P641	2 Drawer Mobile Under Desk	438W x 550D x 635H	£156.50
25P642	3 Drawer Mobile Under Desk	438W x 550D x 635H	£156.50
25P643	4 Drawer Mobile Under Desk	438W x 550D x 635H	£156.50

Top colours:




10 Gianni Single Bench Starter



Top colours:



Frame colours:



The Georgian Gianni single bench range comes in 2 depths with a straight 50mm square goalpost leg frame.


CODE	SIZE IN MM	PRICE
25BS644	1000W x 600D x 740H	£295.25
25BS645	1200W x 600D x 740H	£307.25
25BS646	1400W x 600D x 740H	£319.25
25BS647	1600W x 600D x 740H	£339.50
25BS648	1800W x 600D x 740H	£345.25
25BS649	2000W x 600D x 740H	£353.95
25BS650	1000W x 800D x 740H	£311.75
25BS651	1200W x 800D x 740H	£321.75
25BS652	1400W x 800D x 740H	£328.00
25BS653	1600W x 800D x 740H	£341.95
25BS654	1800W x 800D x 740H	£345.75
25BS655	2000W x 800D x 740H	£362.75

- See page 37 for matching pedestals, 600mm deep benches can only take the 514D pedestals
- *Handles not available in Bronze or Anthracite


10 Gianni Single Bench Add On



Top colours:



Frame colours:



The Georgian Gianni single bench range comes in 2 depths with a straight 50mm square goalpost leg frame.

CODE	SIZE IN MM	PRICE
25BS656	1000W x 600D x 740H	£245.50
25BS657	1200W x 600D x 740H	£259.25
25BS658	1400W x 600D x 740H	£263.75
25BS659	1600W x 600D x 740H	£295.25
25BS660	1800W x 600D x 740H	£299.75
25BS661	2000W x 600D x 740H	£319.25
25BS662	1000W x 800D x 740H	£268.25
25BS663	1200W x 800D x 740H	£280.75
25BS664	1400W x 800D x 740H	£284.50
25BS665	1600W x 800D x 740H	£319.25
25BS666	1800W x 800D x 740H	£322.95
25BS667	2000W x 800D x 740H	£340.00

- See page 37 for matching pedestals, 600mm deep benches can only take the 514D pedestals
- *Handles not available in Bronze or Anthracite


10 Accessories



Modesty Panel colours:



Cable Tray colours:



CODE	DESCRIPTION	SIZE IN MM	PRICE
25ACC668	Metal Cable Tray	1000W	£28.50
25ACC669	Metal Cable Tray	1200W	£30.50
25ACC670	Metal Cable Tray	1400W	£32.95
25ACC671	Metal Cable Tray	1600W	£35.95
25ACC672	Metal Cable Tray	1800W	£39.75
25ACC673	Metal Cable Tray	2000W	£45.50
25ACC674	Wooden Modesty Panel	1000W	£85.25
25ACC675	Wooden Modesty Panel	1200W	£88.95
25ACC676	Wooden Modesty Panel	1400W	£93.50
25ACC677	Wooden Modesty Panel	1600W	£97.95
25ACC678	Wooden Modesty Panel	1800W	£101.75
25ACC679	Wooden Modesty Panel	2000W	£105.50

10 Gianni Double Bench Starter

The Georgian Gianni double bench range comes in 2 depths with a straight 50mm square goalpost leg frame. The top is scalloped 10mm along the back edge for easy cable routing and two thumbwheels under the frame can be loosened allowing the desktop to slide forward for access to the cable tray, which comes as standard with double benching.

CODE	SIZE IN MM	PRICE
25BS680	1000W x 1200D x 740H	£459.95
25BS681	1200W x 1200D x 740H	£487.75
25BS682	1400W x 1200D x 740H	£495.25
25BS683	1600W x 1200D x 740H	£548.25
25BS684	1800W x 1200D x 740H	£558.95
25BS685	2000W x 1200D x 740H	£592.95


25BS686	1000W x 1600D x 740H	£504.00
25BS687	1200W x 1600D x 740H	£527.50
25BS688	1400W x 1600D x 740H	£536.25
25BS689	1600W x 1600D x 740H	£587.95
25BS690	1800W x 1600D x 740H	£592.95
25BS691	2000W x 1600D x 740H	£636.50

- See page 37 for matching pedestals, 600mm deep benches can only take the 514D pedestals
- *Handles not available in Bronze or Anthracite

Top colours:



Frame colours:



10 Gianni Double Bench Add On

The Georgian Gianni double bench range comes in 2 depths with a straight 50mm square goalpost leg frame. The top is scalloped 10mm along the back edge for easy cable routing and two thumbwheels under the frame can be loosened allowing the desktop to slide forward for access to the cable tray, which comes as standard with double benching.

CODE	SIZE IN MM	PRICE
25BS692	1000W x 1200D x 740H	£384.95
25BS693	1200W x 1200D x 740H	£409.50
25BS694	1400W x 1200D x 740H	£417.75
25BS695	1600W x 1200D x 740H	£472.50
25BS696	1800W x 1200D x 740H	£478.75
25BS697	2000W x 1200D x 740H	£514.25


25BS698	1000W x 1600D x 740H	£404.95
25BS699	1200W x 1600D x 740H	£427.75
25BS700	1400W x 1600D x 740H	£434.75
25BS701	1600W x 1600D x 740H	£487.75
25BS702	1800W x 1600D x 740H	£493.50
25BS703	2000W x 1600D x 740H	£536.25

- See page 37 for matching pedestals, 600mm deep benches can only take the 514D pedestals
- *Handles not available in Bronze or Anthracite

Top colours:



Frame colours:



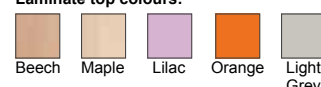
5 Standard Early Years Tables



Matching top & frame colours:



Laminate top colours:



Frame:



Bright and attractive tables for early years and primary environments that come with a sturdy tubular frame. The tables have an 18mm MDF hardwearing laminate top and are supplied with matching top and frame colours, or a selection of colours which come with a Duraform Speckled Grey Frame.

CODE	DESCRIPTION	SIZE IN MM	PRICE 5+	PRICE 30+
25T704	Rectangular	1100W x 550D x 460H	£88.00	£85.90
25T705	Rectangular	1100W x 550D x 530H	£88.00	£85.90
25T706	Rectangular	1100W x 550D x 590H	£88.00	£85.90



MADE IN THE UK

Size	Age	Table Height
1	3-4 yrs	460mm
2	4-6 yrs	530mm
3	6-8 yrs	590mm

5 Standard Early Years Tables



Matching top & frame colours:



Laminate top colours:



Frame:



Bright and attractive tables for early years and primary environments that come with a sturdy tubular frame. The tables have an 18mm MDF hardwearing laminate top and are supplied with matching top and frame colours, or a selection of colours which come with a Duraform Speckled Grey Frame.

CODE	DESCRIPTION	SIZE IN MM	PRICE 5+	PRICE 30+
25T707	Trapezoidal	1100W x 550D x 460H	£90.95	£88.80
25T708	Trapezoidal	1100W x 550D x 530H	£90.95	£88.80
25T709	Trapezoidal	1100W x 550D x 590H	£90.95	£88.80



MADE IN THE UK

Size	Age	Table Height
1	3-4 yrs	460mm
2	4-6 yrs	530mm
3	6-8 yrs	590mm

5 Standard Early Years Tables



Matching top & frame colours:



Laminate top colours:



Frame:



Bright and attractive tables for early years and primary environments that come with a sturdy tubular frame. The tables have an 18mm MDF hardwearing laminate top and are supplied with matching top and frame colours, or a selection of colours which come with a Duraform Speckled Grey Frame.

CODE	DESCRIPTION	SIZE IN MM	PRICE 5+	PRICE 30+
25T710	Circular	1100W x 1100D x 460H	£132.55	£129.45
25T711	Circular	1100W x 1100D x 530H	£132.55	£129.45
25T712	Circular	1100W x 1100D x 590H	£132.55	£129.45

• For Pen Pot Tops see page 46



MADE IN THE UK

Size	Age	Table Height
1	3-4 yrs	460mm
2	4-6 yrs	530mm
3	6-8 yrs	590mm

10 Chunky Early Years Tables

These Chunky nursery tables are fully welded with a stylish, 45mm chunky tubular frame and an 18mm MDF hard wearing laminate top. Supplied with matching top and frame colour, or a selection of colours which come with a Duraform Speckled Grey Frame only.

CODE	DESCRIPTION	SIZE IN MM	PRICE 5+	PRICE 30+
25T713	Rectangular	1100W x 550D x 460H	£112.10	£109.40
25T714	Rectangular	1100W x 550D x 530H	£112.10	£109.40
25T715	Rectangular	1100W x 550D x 590H	£112.10	£109.40



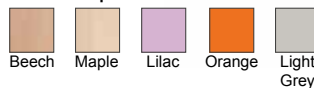
MADE IN THE UK

Size	Age	Table Height
1	3-4 yrs	460mm
2	4-6 yrs	530mm
3	6-8 yrs	590mm

Matching top & frame colours:



Laminate top colours:



Frame:



10 Chunky Early Years Tables

These Chunky nursery tables are fully welded with a stylish, 45mm chunky tubular frame and an 18mm MDF hard wearing laminate top. Supplied with matching top and frame colour, or a selection of colours which come with a Duraform Speckled Grey Frame only.

CODE	DESCRIPTION	SIZE IN MM	PRICE 5+	PRICE 30+
25T716	Trapezoidal	1100W x 550D x 460H	£117.30	£114.50
25T717	Trapezoidal	1100W x 550D x 530H	£117.30	£114.50
25T718	Trapezoidal	1100W x 550D x 590H	£117.30	£114.50



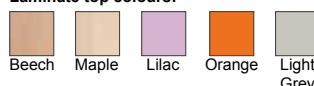
MADE IN THE UK

Size	Age	Table Height
1	3-4 yrs	460mm
2	4-6 yrs	530mm
3	6-8 yrs	590mm

Matching top & frame colours:



Laminate top colours:



Frame:



10 Chunky Early Years Tables

These Chunky nursery tables are fully welded with a stylish, 45mm chunky tubular frame and an 18mm MDF hard wearing laminate top. Supplied with matching top and frame colour, or a selection of colours which come with a Duraform Speckled Grey Frame only.

CODE	DESCRIPTION	SIZE IN MM	PRICE 5+	PRICE 30+
25T719	Circular	1100W x 1100D x 460H	£157.55	£153.85
25T720	Circular	1100W x 1100D x 530H	£157.55	£153.85
25T721	Circular	1100W x 1100D x 590H	£157.55	£153.85

• For Pen Pot Tops see page 46




MADE IN THE UK

Size	Age	Table Height
1	3-4 yrs	460mm
2	4-6 yrs	530mm
3	6-8 yrs	590mm

Matching top & frame colours:



Laminate top colours:



Frame:



5 Enviro Early Years Tables



Size	Age	Table Height
1	3-4 yrs	460mm
2	4-6 yrs	530mm
3	6-8 yrs	590mm
4	8-11 yrs	640mm

The Enviro early years range is produced using wipe clean laminate in a selection of vibrant colours with a hard wearing, heat-sealed ABS edge and aluminium frame and legs. Delivered flat packed for simple self assembly.

CODE	DESCRIPTION	SIZE IN MM	PRICE 1-4	PRICE 5+
25T722	Rectangular	1200L x 600W	£171.05	£160.40



MADE IN THE UK

Laminate top colours:



Acid Green



Jaffa



Powder Blue



Lilac



Graphite



White



Maple



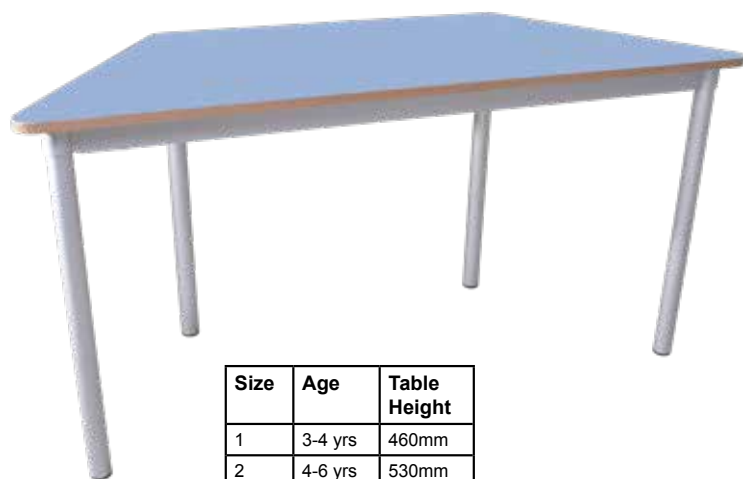
Beech

Edge:



Plywood

5 Enviro Early Years Tables



Size	Age	Table Height
1	3-4 yrs	460mm
2	4-6 yrs	530mm
3	6-8 yrs	590mm
4	8-11 yrs	640mm

The Enviro early years range is produced using wipe clean laminate in a selection of vibrant colours with a hard wearing, heat-sealed ABS edge and aluminium frame and legs. Delivered flat packed for simple self assembly.

CODE	DESCRIPTION	SIZE IN MM	PRICE 1-4	PRICE 5+
25T723	Trapezoidal	1400L x 560W	£180.30	£169.10



MADE IN THE UK

Laminate top colours:



Acid Green



Jaffa



Powder Blue



Lilac



Graphite



White



Maple



Beech

Edge:



Plywood

5 Enviro Early Years Tables



Size	Age	Table Height
1	3-4 yrs	460mm
2	4-6 yrs	530mm
3	6-8 yrs	590mm
4	8-11 yrs	640mm

The Enviro early years range is produced using wipe clean laminate in a selection of vibrant colours with a hard wearing, heat-sealed ABS edge and aluminium frame and legs. Delivered flat packed for simple self assembly.

CODE	DESCRIPTION	SIZE IN MM	PRICE 1-4	PRICE 5+
25T724	Circular	1200D	£238.40	£223.55



MADE IN THE UK

Laminate top colours:



Acid Green



Jaffa



Powder Blue



Lilac



Graphite



White



Maple



Beech

Edge:



Plywood

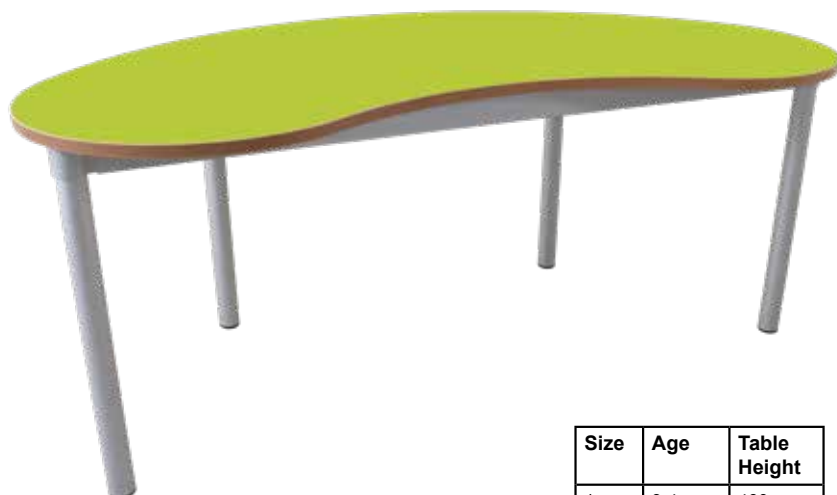
5 Enviro Early Years Table

The Enviro early years range is produced using wipe clean laminate in a selection of vibrant colours with a hard wearing, heat-sealed ABS edge and aluminium frame and legs. Delivered flat packed for simple self assembly.

CODE	DESCRIPTION	SIZE IN MM	PRICE 1-4	PRICE 5+
25T725	Bean	1400L x 750W	£180.75	£169.45




MADE IN THE UK



Edge:
 Plywood

Laminate top colours:



Size	Age	Table Height
1	3-4 yrs	460mm
2	4-6 yrs	530mm
3	6-8 yrs	590mm
4	8-11 yrs	640mm

5 Enviro Early Years Table

The Enviro early years range is produced using wipe clean laminate in a selection of vibrant colours with a hard wearing, heat-sealed ABS edge and aluminium frame and legs. Delivered flat packed for simple self assembly.

CODE	DESCRIPTION	SIZE IN MM	PRICE 1-4	PRICE 5+
25T726	Daisy	1200D	£248.10	£232.60




MADE IN THE UK



Edge:
 Plywood

Laminate top colours:



Size	Age	Table Height
1	3-4 yrs	460mm
2	4-6 yrs	530mm
3	6-8 yrs	590mm
4	8-11 yrs	640mm

5 Enviro Early Years Table

The Enviro early years range is produced using wipe clean laminate in a selection of vibrant colours with a hard wearing, heat-sealed ABS edge and aluminium frame and legs. Delivered flat packed for simple self assembly.

CODE	DESCRIPTION	SIZE IN MM	PRICE 1-4	PRICE 5+
25T727	Keyhole	1500D	£329.00	£308.50




MADE IN THE UK



Edge:
 Plywood

Laminate top colours:



Size	Age	Table Height
1	3-4 yrs	460mm
2	4-6 yrs	530mm
3	6-8 yrs	590mm
4	8-11 yrs	640mm

5 Adjustable Height Tables



Size	Age	Table Height
0	2-3 yrs	400mm
1	3-4 yrs	460mm
2	4-6 yrs	530mm
3	6-8 yrs	590mm
4	8-11 yrs	640mm

These unique tables feature oval shaped legs which are adjustable with an allen key. The tables come with a premium 25mm thick top, a hardwearing Spray PU edge and are supplied with matching top and frame colours, or a selection of colours which come with a Duraform Speckled Grey Frame.

CODE	DESCRIPTION	SIZE IN MM	PRICE 2+
25T728	Rectangular Table	1200W x 600D	£235.25




MADE IN THE UK

Matching top & leg colours:



Spray PU edge colours:



Laminate top colours:



5 Adjustable Height Tables



Size	Age	Table Height
0	2-3 yrs	400mm
1	3-4 yrs	460mm
2	4-6 yrs	530mm
3	6-8 yrs	590mm
4	8-11 yrs	640mm

These unique tables feature oval shaped legs which are adjustable with an allen key. The tables come with a premium 25mm thick top, a hardwearing Spray PU edge and are supplied with matching top and frame colours, or a selection of colours which come with a Duraform Speckled Grey Frame.

CODE	DESCRIPTION	SIZE IN MM	PRICE 2+
25T729	Trapezoidal Table	1200W x 600D	£237.95



MADE IN THE UK

Matching top & leg colours:



Spray PU edge colours:



Laminate top colours:



5 Adjustable Height Tables



Size	Age	Table Height
0	2-3 yrs	400mm
1	3-4 yrs	460mm
2	4-6 yrs	530mm
3	6-8 yrs	590mm
4	8-11 yrs	640mm

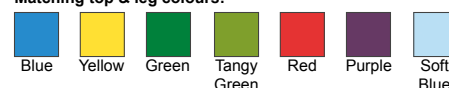
These unique tables feature oval shaped legs which are adjustable with an allen key. The tables come with a premium 25mm thick top, a hardwearing Spray PU edge and are supplied with matching top and frame colours, or a selection of colours which come with a Duraform Speckled Grey Frame.

CODE	DESCRIPTION	SIZE IN MM	PRICE 2+
25T730	Semi-Circular Table	1200W x 600D	£247.25




MADE IN THE UK

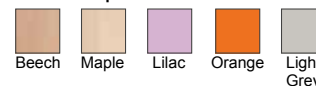
Matching top & leg colours:



Spray PU edge colours:



Laminate top colours:



5 Adjustable Height Tables

These unique tables feature oval shaped legs which are adjustable with an allen key. The tables come with a premium 25mm thick top, a hardwearing Spray PU edge and are supplied with matching top and frame colours, or a selection of colours which come with a Duraform Speckled Grey Frame.

CODE	DESCRIPTION	SIZE IN MM	PRICE
25T731	Circular Table	1200D	£349.50



MADE IN THE UK

Matching top & leg colours:



Laminate top colours:



Spray PU edge colours:



Size	Age	Table Height
0	2-3 yrs	400mm
1	3-4 yrs	460mm
2	4-6 yrs	530mm
3	6-8 yrs	590mm
4	8-11 yrs	640mm

5 Adjustable Height Tables

These unique tables feature oval shaped legs which are adjustable with an allen key. The tables come with a premium 25mm thick top, a hardwearing Spray PU edge and are supplied with matching top and frame colours, or a selection of colours which come with a Duraform Speckled Grey Frame.

CODE	DESCRIPTION	SIZE IN MM	PRICE
25T732	Flower Table	1215W x 1097D	£500.00



MADE IN THE UK


Matching top & leg colours:



Laminate top colours:



Spray PU edge colours:



Size	Age	Table Height
0	2-3 yrs	400mm
1	3-4 yrs	460mm
2	4-6 yrs	530mm
3	6-8 yrs	590mm
4	8-11 yrs	640mm

5 Adjustable Height Tables

These unique tables feature oval shaped legs which are adjustable with an allen key. The tables come with a premium 25mm thick top, a hardwearing Spray PU edge and are supplied with matching top and frame colours, or a selection of colours which come with a Duraform Speckled Grey Frame.

CODE	DESCRIPTION	SIZE IN MM	PRICE
25T733	Rainbow Table	1520W x 1215D	£500.00

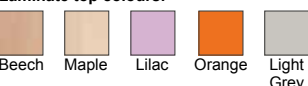


MADE IN THE UK

Matching top & leg colours:



Laminate top colours:



Spray PU edge colours:



Size	Age	Table Height
0	2-3 yrs	400mm
1	3-4 yrs	460mm
2	4-6 yrs	530mm
3	6-8 yrs	590mm
4	8-11 yrs	640mm

5 Standard Early Years Pen Pot Tables



Bright and attractive tables for early years and primary environments that come with a sturdy tubular frame. The tables have an 18mm MDF hardwearing laminate top and come with matching top and frame colours. Four circular holes drilled into the middle of the table hold the supplied pen pots. 25mm round tubular legs

CODE	DESCRIPTION	SIZE IN MM	PRICE 5+	PRICE 30+
25T734	Pen Pot	1100W x 1100D x 460H	£132.55	£129.45
25T735	Pen Pot	1100W x 1100D x 530H	£132.55	£129.45
25T736	Pen Pot	1100W x 1100D x 590H	£132.55	£129.45

- Supplied with one of each colour pen pot as standard (Pink, Blue, Yellow, Lime Green)
- Individual pen pot measures 90mm high x 75mm wide

Matching top & frame colours:



5 Chunky Early Years Pen Pot Tables



These Chunky nursery tables are fully welded with a stylish, 45mm chunky tubular frame and an 18mm MDF hard wearing laminate top and come with matching top and frame colours. Four circular holes drilled into the middle of the table hold the supplied pen pots.

CODE	DESCRIPTION	SIZE IN MM	PRICE 5+	PRICE 30+
25T737	Pen Pot	1100W x 1100D x 460H	£157.55	£153.85
25T738	Pen Pot	1100W x 1100D x 530H	£157.55	£153.85
25T739	Pen Pot	1100W x 1100D x 590H	£157.55	£153.85

- Supplied with one of each colour pen pot as standard (Pink, Blue, Yellow, Lime Green)
- Individual pen pot measures 90mm high x 75mm wide



MADE IN THE UK



Matching top & frame colours:



5 Whiteboard Tops

The whiteboard table tops are a hardwearing 18mm high gloss, wipe clean surface and have a high scratch resistant finish. These are to be used with whiteboard approved pens and whiteboard approved cleaning solution. The table tops can be added to the majority of our premium and nursery tables and would be fitted at the time of manufacture with either an MDF, PVC or Spray PU edge.

CODE	DESCRIPTION	PRICE 5+
25ACC740	Whiteboard top	£8.75

- Whiteboard table top orders are non refundable
- Please contact us to check this top is compatible with your chosen table before ordering



MADE IN THE UK

THE COST OF THE WHITEBOARD TOP WILL BE ADDED TO THE PRICE OF EACH TABLE REGARDLESS OF SIZE OR SHAPE.



Duraform
PU edge



5 Folding Mud Kitchen



This revolutionary folding mud kitchen provides a great platform for free play and exploration and will stand the rigours of constant use.

Whether indoors or out, the mud kitchen will promote imaginative play, children can enjoy the delights of squishing with mud, making mud pies, concocting recipes and generally having lots of fun. Not only does playing with mud lift the mood, but the germs found in mud can strengthen a child's immune system and prevent the development of allergies and asthma.




The folding Mud Kitchen offers far more flexibility than traditional designs. The composite top is ultra-tough and with an inbuilt UV colour fix, can be left outside all year round and can be packed flat in seconds, making it the ideal choice when space is at a premium

CODE	SIZE IN MM	WEIGHT	PRICE	PRICE 5+
25T741	1290L x 590W	14kg	£250.10	£234.50

- For home, school, or nursery use
- For children aged 2 to 10
- Ideal for: Imaginative play, Messy play, Mud pies, Potion making, Cooking & play food preparation, Outdoor mathematics



Table Name	Table Height
Junior	635mm
Infant	584mm
Pre-School	546mm
Nursery	508mm

Laminate top colours:
 Azure
 Pea Green
 Warm Grey



CLASSROOM SEATING

Classroom Chairs	50
GEO Range	59
Postura Range	60
Titan Range	62
Folding Chairs	64
Hall Chairs	66
Art/Science Stools	68
Art/Science Chairs	73
IT Chairs	76
Draughtsman Chairs	82

The Reinspire chair, better known as Remploy's popular GH20, is available in 6 heights and comes with a comfortable moulded seat. The slimline Flint powder coated steel frame is perfect for any environment where space is at a premium, with an overall width of 450mm on the 2 adult height options.



10 Reinspire GH20 Chair


The Reinspire chair, better known as Remploi's popular GH20, is available in 6 heights and has a slimline frame, with an overall width of 450mm on the 2 adult height options.

CODE	SEAT HEIGHT	PRICE 10+	PRICE 31+
25C742	Size 1 - 260mm 3-4yrs	£16.75	£16.35
25C743	Size 2 - 310mm 4-6yrs	£17.20	£16.80
25C744	Size 3 - 350mm 6-8yrs	£17.90	£17.50
25C745	Size 4 - 380mm 8-11yrs	£18.80	£18.35
25C746	Size 5 - 430mm 11-14yrs	£20.85	£20.35
25C747	Size 6 - 460mm 14yrs - Adult	£20.85	£20.35
25C748	Size 6 Chair with Linking Device	£29.15	£28.50
25C749	Size 6 Chair with Seat & Back Pad	£55.45	£54.10


• Seat & Back pad colour options: Royal Blue, Charcoal or Red

A DELIVERY SURCHARGE MAY APPLY

Colour options:



Frame colours:



10 Reinspire GH20 Skid Base Chair


The Reinspire skid base chair comes with a comfortable moulded seat and a Flint powder coated steel skid base frame.

CODE	SEAT HEIGHT	PRICE 10+	PRICE 31+
25C750	Size 5 - 430mm 11-14 years	£35.35	£34.50
25C751	Size 6 - 460mm 14yrs - Adult	£35.35	£34.50
25C752	Size 6 Chair with Seat & Back Pad	£76.70	£74.85


• Seat & Back pad colour options: Royal Blue, Charcoal or Red

A DELIVERY SURCHARGE MAY APPLY

Colour options:



Frame colours:




10 Reinspire MX24 Chair

The Reinspire chair, better known as Remploi's popular MX24, is available in 6 heights and comes with a traditional 2 piece design. It comes with a heavy duty seat and a fully welded A frame design constructed in 22mm high tensile steel with hardwearing feet.

CODE	SEAT HEIGHT	PRICE 10+	PRICE 31+
25C753	Size 2 - 310mm 4-6yrs	£23.05	£22.50
25C754	Size 3 - 350mm 6-8yrs	£27.65	£27.00
25C755	Size 4 - 380mm 8-11yrs	£27.65	£27.00
25C756	Size 5 - 430mm 11-14yrs	£30.55	£29.80
25C757	Size 6 - 460mm 14yrs - Adult	£30.55	£29.80

A DELIVERY SURCHARGE MAY APPLY

Colour options:



Frame colours:



10 Series E Chair



Colour options:



Frame colours:



This classic polypropylene classroom chair offers a cost effective seating solution in the most testing environments. Frames are constructed from high quality steel using leatherite paint for durability.

CODE	SEAT HEIGHT	PRICE 10+	PRICE 31+
25C758	Size 1 - 260mm 3-4yrs	£18.00	£17.55
25C759	Size 2 - 310mm 4-6yrs	£19.20	£18.75
25C760	Size 3 - 350mm 6-8yrs	£22.10	£21.60
25C761	Size 4 - 380mm 8-11yrs	£23.20	£22.65
25C762	Size 5 - 430mm 11-14yrs	£23.35	£22.80
25C763	Size 6 - 460mm 14yrs - Adult	£23.85	£23.30

25ACC764	Wire Link - sizes 4, 5 & 6	£4.40
25ACC765	Seat Pad - sizes 4, 5 & 6	£22.30
25ACC766	Seat and Back Pad - sizes 4, 5 & 6	£36.60
25TR767	Trolley	£88.25

• Seat pads available in Advantage fabric as shown on page 268

A DELIVERY SURCHARGE MAY APPLY




10 Series E Skid Base Chair



Colour options:



Frame colours:



This skid base polypropylene classroom chair offers a cost effective seating solution in the most testing environments. Frames are constructed from high quality steel using leatherite paint for durability.

CODE	SEAT HEIGHT	PRICE 10+	PRICE 31+
25C768	Size 2 - 310mm 4-6yrs	£23.15	£22.60
25C769	Size 3 - 350mm 6-8yrs	£25.30	£24.70
25C770	Size 4 - 380mm 8-11yrs	£27.85	£27.15
25C771	Size 5 - 430mm 11-14yrs	£28.35	£27.70
25C772	Size 6 - 460mm 14yrs - Adult	£28.75	£28.10

25ACC773	Seat Pad - sizes 4, 5 & 6	£22.30
25ACC774	Seat and Back Pad - sizes 4, 5 & 6	£36.60

• Seat pads available in Advantage fabric as shown on page 268

A DELIVERY SURCHARGE MAY APPLY



5 SE Classic Chair

The SE Classic is a true posture chair providing superior thoracic, lumbar and pelvic support, thus cradling the whole of the back, and this enhances the possibility of higher and more prolonged levels of concentration and effort. These chairs are stackable.

CODE	SEAT HEIGHT	PRICE 10+	PRICE 31+
25C775	Size 1 - 260mm 3-4yrs	£27.00	£26.35
25C776	Size 2 - 310mm 4-6yrs	£27.55	£26.90
25C777	Size 3 - 350mm 6-8yrs	£29.55	£28.85
25C778	Size 4 - 380mm 8-11yrs	£30.10	£29.40
25C779	Size 5 - 430mm 11-14yrs	£33.85	£33.05
25C780	Size 6 - 460mm 14yrs - Adult	£34.40	£33.60

25ACC781	Wire Link (4 leg option only)	£3.20
25TR782	Trolley	£236.50

A DELIVERY SURCHARGE MAY APPLY

Colour options:



Frame colours:



5 SE Classic Skid Base Chair

With all the same superior comfort features as the SE Classic, the SE Skid Base has been designed with no wearable parts such as feet, so therefore less maintenance yet with the added strength of a skid base product. These chairs are stackable.

CODE	SEAT HEIGHT	PRICE 10+	PRICE 31+
25C783	Size 5 - 430mm 11-14yrs	£39.65	£38.70
25C784	Size 6 - 460mm 14yrs - Adult	£40.25	£39.30

A DELIVERY SURCHARGE MAY APPLY

Colour options:



Frame colours:



5 SE Curve Chair

With all the same superior comfort features as the SE Classic, the new SE Curve has an attractive rounded back and is available in size 5 & 6 only. These chairs are stackable.

CODE	SEAT HEIGHT	PRICE 10+	PRICE 31+
25C785	Size 5 - 430mm 11-14yrs	£33.85	£33.05
25C786	Size 6 - 460mm 14yrs - Adult	£34.40	£33.60

A DELIVERY SURCHARGE MAY APPLY

Colour options:



Frame colours:



These British made classic chairs are all extremely strong and durable with well defined lumbar support. They come in a range of 10 shell colour options and are all easily stackable. The shells should be cleaned periodically with a non-abrasive cleaner and a warm damp cloth. A selection of accessories are available as shown.



5 NP Educational Chair

The NP Chair is a robust, general-purpose option that is comfortable with well-defined lumbar support.

CODE	SEAT HEIGHT	PRICE 10+	PRICE 31+
25C787	Size 1 - 260mm 3-4yrs	£19.10	£18.65
25C788	Size 2 - 310mm 4-6yrs	£19.80	£19.35
25C789	Size 3 - 350mm 6-8yrs	£24.70	£24.10
25C790	Size 4 - 380mm 8-11yrs	£25.15	£24.55
25C791	Size 5 - 430mm 11-14yrs	£27.10	£26.40
25C792	Size 6 - 460mm 14yrs - Adult	£28.15	£27.50
25ACC793	Seat Pad - Size 5 & 6 only		£11.80
25ACC794	Seat and Back Pad - Size 5 & 6 only		£14.15
25TR795	Trolley (takes 8 x NP & 10 x ST Chairs)		£88.50


• *Silver and White Frames are non-returnable

A DELIVERY SURCHARGE MAY APPLY

Colour options:



Frame colours:



15 ST Educational Chair

The ST Chair is ergonomically designed for correct posture, the smooth lines give a clean shape that is both comfortable and supportive. It has an extra strong undercarriage for durability and comes with long life anti-slip feet.

CODE	SEAT HEIGHT	PRICE 10+	PRICE 31+
25C796	Size 1 - 260mm 3-4yrs	£22.30	£21.75
25C797	Size 2 - 310mm 4-6yrs	£23.25	£22.70
25C798	Size 3 - 350mm 6-8yrs	£28.40	£27.75
25C799	Size 4 - 380mm 8-11yrs	£29.00	£28.30
25C800	Size 5 - 430mm 11-14yrs	£36.95	£36.10
25C801	Size 6 - 460mm 14yrs - Adult	£37.65	£36.75
25ACC802	Linking Device - Size 5 & 6 only		£6.45
25ACC803	Seat Pad - Size 5 & 6 only		£11.80

A DELIVERY SURCHARGE MAY APPLY

Colour options:



Frame:



5 Chair 2000

The Chair 2000 is ergonomically designed for correct posture and is both comfortable and supportive. The chair has an extra strong undercarriage for durability and comes with long life anti-slip feet or a skid base frame.


CODE	SEAT HEIGHT	PRICE 10+	PRICE 31+
25C804	Size 1 - 260mm 3-4yrs	£28.40	£27.70
25C805	Size 2 - 310mm 4-6yrs	£29.20	£28.50
25C806	Size 3 - 350mm 6-8yrs	£29.85	£29.15
25C807	Size 4 - 380mm 8-11yrs	£34.80	£34.00
25C808	Size 5 - 430mm 11-14yrs	£35.80	£34.95
25C809	Size 6 - 460mm 14yrs - Adult	£36.75	£35.85
25C810	Size 5 Skidbase - 11-14yrs	£41.10	£40.10
25C811	Size 6 Skidbase - 14yrs - Adult	£41.55	£40.60
25ACC812	Seat Pad - Size 5 & 6 only		£11.80
25ACC813	Seat & Back Pad - Size 5 & 6 only		£14.15

• *Silver and White Frames are non-returnable

Colour options:



Frame colours:





21 EN One-Piece Chair

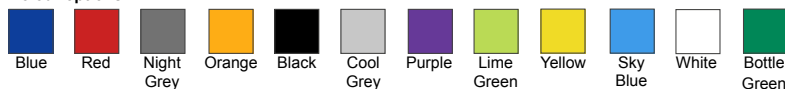
The EN One-Piece chair is manufactured from glass filled polypropylene to ensure strength and durability. The chair is lightweight and stacks up to 21 high.

CODE	SEAT HEIGHT	PRICE 10+	PRICE 31+
25C814	Size 1 - 260mm 3-4yrs	£18.75	£18.30
25C815	Size 2 - 310mm 4-6yrs	£19.40	£18.90
25C816	Size 3 - 350mm 6-8yrs	£21.90	£21.35
25C817	Size 4 - 380mm 8-11yrs	£22.70	£22.15
25C818	Size 5 - 430mm 11-14 years	£26.90	£26.25
25C819	Size 6 - 460mm 14yrs - Adult	£28.65	£27.95
25ACC820	Linking Device		£6.25
25TR821	Trolley - Size 5 & 6 only		£156.25

• See pages 26 for the matching range of EN Core tables

A DELIVERY SURCHARGE MAY APPLY

Colour options:



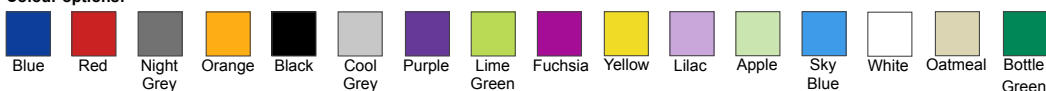
15 EN10 4 Leg Chair

An elegantly designed and ergonomically shaped educational chair. Stackable to 6 high and comes with a Light Grey frame.

CODE	DESCRIPTION	SEAT HEIGHT	PRICE 10+	PRICE 31+
25C822	4 Leg Chair	Size 1 - 260mm 3-4yrs	£37.50	£36.60
25C823	4 Leg Chair	Size 2 - 310mm 4-6yrs	£38.75	£37.80
25C824	4 Leg Chair	Size 3 - 350mm 6-8yrs	£40.00	£39.10
25C825	4 Leg Chair	Size 4 - 380mm 8-11yrs	£41.25	£40.25
25C826	4 Leg Chair	Size 5 - 430mm 11-14yrs	£42.50	£41.50
25C827	4 Leg Chair	Size 6 - 460mm 14yrs - Adult	£43.75	£42.70
25C828	Skid Base	Size 6 - 460mm 14yrs - Adult	£50.00	£48.80
25ACC829	Linking Chair	Size 6 - 460mm 14yrs - Adult	£75.00	£73.20

A DELIVERY SURCHARGE MAY APPLY

Colour options:



25 ErgoStak Chairs

The ErgoStak Chair has been designed to achieve much higher levels of ergonomic postural support than the existing chairs in the market. The one piece construction is made entirely of co polymer polypropylene, with no glass fibre, talc or other fillers, which means that it has incredible impact strength and is easier to recycle.

CODE	SEAT HEIGHT	PRICE 10+	PRICE 31+
25C830	Size 5 - 430mm 11-14yrs	£23.20	£22.65
25C831	Size 6 - 460mm 14yrs - Adult	£24.10	£23.50

• Fully recyclable and stacks superbly (10 of size mark 6 in just over 1.5 metres)

A DELIVERY SURCHARGE MAY APPLY

Colour options:



10 Harmony Chairs



The Harmony chair and high chair have a strong, robust design with a comfortable seating position, come with a safe strong welded frame, and tamperproof fixings. An integral linking option is also available for the Harmony chair. Both options are stackable.

CODE	SEAT HEIGHT	PRICE 10+	PRICE 31+
25C832	Size 1 - 260mm 3-4yrs	£31.20	£29.20
25C833	Size 2 - 310mm 4-6yrs	£31.95	£29.95
25C834	Size 3 - 350mm 6-8yrs	£32.65	£30.55
25C835	Size 4 - 380mm 8-11yrs	£33.15	£30.65
25C836	Size 5 - 430mm 11-14yrs	£33.60	£31.10
25C837	Size 6 - 460mm 14yrs - Adult	£34.10	£31.55
25C838	High Chair - 610mm	£54.95	£50.30
25C839	High Chair - 685mm	£54.95	£50.30
25C840	High Chair - 735mm	£54.95	£50.30
25C841	High Chair - 795mm	£54.95	£50.30
25ACC842	Top Bar Wire Link (sizes 5 & 6)	£5.95	
25TR843	Trolley	£167.95	

• Made to order and non-returnable



Colour options:



Frame colours:



10 Masterstack Skid Base Chairs



The Masterstack skid base chair and high chair have a strong, robust design with a comfortable seating position, come with a safe strong welded frame and tamperproof fixings. An integral linking option is also available for the Masterstack chair. Both options are stackable.

CODE	SEAT HEIGHT	PRICE 10+	PRICE 31+
25C844	Size 1 - 260mm 3-4yrs	£31.20	£29.20
25C845	Size 2 - 310mm 4-6yrs	£31.95	£29.95
25C846	Size 3 - 350mm 6-8yrs	£32.65	£30.55
25C847	Size 4 - 380mm 8-11yrs	£33.15	£30.65
25C848	Size 5 - 430mm 11-14yrs	£33.60	£31.10
25C849	Size 6 - 460mm 14yrs - Adult	£34.10	£31.55
25C850	High Chair - 610mm	£53.00	£50.30
25C851	High Chair - 685mm	£53.00	£50.30
25C852	High Chair - 735mm	£53.00	£50.30
25C853	High Chair - 795mm	£53.00	£50.30
25ACC854	Top Bar Wire Link (sizes 5 & 6)	£5.95	
25TR855	Dolly with Handle	£311.50	

• Made to order and non-returnable

Colour options:



Frame colours:



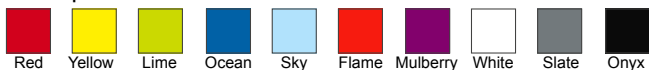
5 GEO 4 Leg Chair

The stunning GEO 4 leg chair comes with a tough polypropylene shell in a range of vibrant colours. The ergonomic shell has a cut-out carry handle on the seat back for easy stacking.

CODE	SEAT HEIGHT	PRICE 10+	PRICE 31+
25C856	Size 3 - 350mm 6-8yrs	£31.70	£28.10
25C857	Size 4 - 380mm 8-11yrs	£32.20	£28.75
25C858	Size 5 - 430mm 11-14 years	£32.85	£29.25
25C859	Size 6 - 460mm 14yrs - Adult	£33.40	£29.75
25ACC860	Size 3 Seat Pad for all GEO Chairs		£22.75
25ACC861	Size 4 Seat Pad for all GEO Chairs		£22.75
25ACC862	Size 5 Seat Pad for all GEO Chairs		£22.75
25ACC863	Size 6 Seat Pad for all GEO Chairs		£22.75

- Made to order and non-returnable
- Stackable to 8 high
- Seat Pad can be upholstered in Advantage & Phoenix fabrics as shown on page 268

Colour options:



Frame colours:



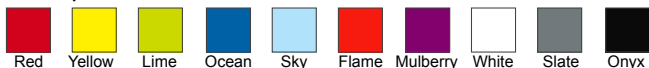
5 GEO Skid Base Chair

The stunning GEO skid base chair comes with a tough polypropylene shell in a range of vibrant colours. The ergonomic shell has a cut-out carry handle on the seat back for easy stacking.

CODE	SEAT HEIGHT	PRICE 10+	PRICE 31+
25C864	Size 3 - 350mm 6-8yrs	£41.15	£37.00
25C865	Size 4 - 380mm 8-11yrs	£41.70	£37.50
25C866	Size 5 - 430mm 11-14 years	£42.40	£37.50
25C867	Size 6 - 460mm 14yrs - Adult	£42.75	£38.00

- Made to order and non-returnable
- Stackable to 6 high
- See 4 leg chair price panel for accessories

Colour options:



Frame colours:




5 GEO Reverse Cantilever Chair

The stunning GEO reverse cantilever chair comes with a tough polypropylene shell in a range of vibrant colours. The ergonomic shell has a cut-out carry handle on the seat back for easy stacking.

CODE	SEAT HEIGHT	PRICE 10+	PRICE 31+
25C868	Size 5 - 430mm 11-14 years	£51.55	£45.90
25C869	Size 6 - 460mm 14yrs - Adult	£52.15	£46.40

- Made to order and non-returnable
- Stackable to 4 high
- See 4 leg chair price panel for accessories

Colour options:



Frame colours:





- Single piece injection moulded polypropylene
- Perfect ergonomics with waterfall seat edge
- 6 sizes suitable for ages 3-18+
- Safe vertical stacking up to 12 high
- Made in the UK, 100% Recyclable
- 20 year warranty
- Trolley moves 12 chairs with ease
- Custom colours available on 100+ units

Dimensions							
Size mark/ Colour code	Seat height	Seat width	Seat depth	Overall height	Overall width	Overall depth	Weight
1	260mm	280mm	250mm	500mm	360mm	330mm	2.3kg
2	310mm	280mm	250mm	550mm	360mm	365mm	2.5kg
3	350mm	340mm	310mm	645mm	430mm	420mm	2.8kg
4	380mm	340mm	310mm	675mm	430mm	440mm	3.0kg
5	430mm	380mm	370mm	760mm	480mm	505mm	3.9kg
6	460mm	380mm	370mm	790mm	480mm	525mm	4.5kg

NB: All dimensions quoted are approximate



Postura Ricochet Wobble Stool



The Ricochet polypropylene stools feature a slightly concave Iron Grey seat pad with a textured surface for added comfort and a waterfall edge. The convex base offers 12 degrees of rebounding motion and a thermoplastic non slip rubber base suitable for carpet or hard floors. It comes with an integrated handle under the seat lip and the base is weighted with steel for added stability.

CODE	SIZE IN MM	PRICE 10+	PRICE 31+
25C870	300D x 300H	£52.50	£50.75
25C871	300D x 350H	£54.95	£52.95
25C872	300D x 400H	£57.50	£55.25
25C873	300D x 450H	£60.95	£58.75
25C874	300D x 500H	£66.25	£63.75

A DELIVERY SURCHARGE MAY APPLY

Colour options:




20 Postura Plus Educational Chair

Designed to promote good posture and provide exceptional comfort, the Postura Plus chair is proven to be durable, comfortable and offer excellent value for money. Made in the UK from high impact resistant polypropylene, their gas injected legs increase strength and reduce weight. They are strong, light, stain resistant, antistatic and easy to clean. Safe vertical stacking up to 12 high.

CODE	SEAT HEIGHT	PRICE 10-30	PRICE 31-49	PRICE 50-149	PRICE 150+
25C875	Size 1 - 260mm 3-4yrs	£23.30	£22.75	£22.20	£21.65

Colour options:



CODE	SEAT HEIGHT	PRICE 10-30	PRICE 31-49	PRICE 50-149	PRICE 150+
25C876	Size 2 - 310mm 4-6yrs	£24.00	£23.40	£22.85	£22.30

Colour options:



CODE	SEAT HEIGHT	PRICE 10-30	PRICE 31-49	PRICE 50-149	PRICE 150+
25C877	Size 3 - 350mm 6-8yrs	£24.95	£24.35	£23.75	£23.20
25C878	Size 4 - 380mm 8-11yrs	£25.40	£24.75	£24.20	£23.60

Colour options:



CODE	SEAT HEIGHT	PRICE 10-30	PRICE 31-49	PRICE 50-149	PRICE 150+
25C879	Size 5 - 430mm 11-14yrs	£28.70	£28.00	£27.30	£26.65
25C880	Size 6 - 460mm 14yrs - Adult	£30.55	£29.75	£29.05	£28.35

Colour options:



CODE	ACCESSORIES	PRICE
25ACC881	Size 3 Seat Pad - minimum order 4+	£41.00
25ACC882	Size 4 Seat Pad - minimum order 4+	£41.00
25ACC883	Size 5 Seat Pad - minimum order 4+	£41.00
25ACC884	Size 6 Seat Pad - minimum order 4+	£41.00
25ACC885	Pair of Links - Size 5 & 6	£12.95
25TR886	Postura Trolley (12 chair capacity)	£216.50

• Upholstered Seat Pad available in Citadel, Era, Phoenix & Rivet fabrics as shown on pages 268 - 271



A DELIVERY SURCHARGE MAY APPLY

20 Titan One Piece Chair



The Titan One Piece chair is a fully moulded polypropylene anti-tilt chair which is stackable to 15 high.


CODE	SEAT HEIGHT	PRICE 18+	PRICE 31+
25C887	Size 1 - 260mm 3-4yrs	£20.65	£18.80
25C888	Size 2 - 310mm 4-6yrs	£21.10	£19.20
25C889	Size 3 - 350mm 6-8yrs	£22.65	£21.30
25C890	Size 4 - 380mm 8-11yrs	£23.15	£21.80
25C891	Size 5 - 430mm 11-14 years	£27.40	£25.85
25C892	Size 6 - 460mm 14yrs - Adult	£28.85	£27.65
25TR893	Trolley		£208.75

A DELIVERY SURCHARGE MAY APPLY


Colour options all sizes:



Colour options sizes 2, 3, 4, 5 & 6:



Colour options sizes 5 & 6 only:



5 Titan 4 Leg Chair



The Titan 4 Leg chair comes with a polypropylene shell and a Silver frame which is stackable.

CODE	SEAT HEIGHT	PRICE 18+	PRICE 31+
25C894	Size 2 - 310mm 4-6yrs	£25.30	£24.35
25C895	Size 3 - 350mm 6-8yrs	£25.80	£24.85
25C896	Size 4 - 380mm 8-11yrs	£26.40	£25.30
25C897	Size 5 - 430mm 11-14 years	£27.70	£26.55
25C898	Size 6 - 460mm 14yrs - Adult	£28.10	£27.00

A DELIVERY SURCHARGE MAY APPLY

Colour options all sizes:



Colour options size 5 & 6:



5 Titan Skid Base Chair



The Titan Skid Base chair comes with a polypropylene shell and a Silver skid base frame which is stackable.

CODE	SEAT HEIGHT	PRICE 18+	PRICE 31+
25C899	Size 3 - 350mm 6-8yrs	£28.65	£27.40
25C900	Size 4 - 380mm 8-11yrs	£29.20	£28.10
25C901	Size 5 - 430mm 11-14 years	£30.40	£29.10
25C902	Size 6 - 460mm 14yrs - Adult	£31.15	£29.75

A DELIVERY SURCHARGE MAY APPLY

Colour options all sizes:



Colour options size 5 & 6:



10 Mata 4 Leg Chair

The Mata chair is the ideal classroom chair which is fun looking and comprehensively tested for durability. Stacks up to 6 high. Comes with a Silver frame as standard.

CODE	SEAT HEIGHT	PRICE 10+	PRICE 31+
25C903	Size 1 - 260mm 3-4yrs	POA	POA
25C904	Size 2 - 310mm 4-6yrs	POA	POA
25C905	Size 3 - 350mm 6-8yrs	POA	POA
25C906	Size 4 - 380mm 8-11yrs	POA	POA
25C907	Size 5 - 430mm 11-14 years	POA	POA
25C908	Size 6 - 460mm 14yrs - Adult	POA	POA
25ACC909	Seat Pad (size 5 & 6 only)		POA

- Seat pad available in Advantage, Citadel, Era, Phoenix & Rivet fabrics as shown on pages 268 - 271
- 8-10 week lead time on certain sizes
- Delivery charges may apply in certain areas

Colour options:



Frame:



10 Mata Reverse Cantilever Chair

The Mata reverse cantilever chair has an 'S' shaped back which provides excellent support and flexibility. It comes with a Silver cantilever frame as standard.

CODE	SEAT HEIGHT	PRICE 10+	PRICE 31+
25C910	Size 2 - 310mm 4-6yrs	POA	POA
25C911	Size 4 - 380mm 8-11yrs	POA	POA
25C912	Size 6 - 460mm 14yrs - Adult	POA	POA
25ACC813	Seat Pad		POA

- Seat pad available in Advantage, Citadel, Era, Phoenix & Rivet fabrics as shown on pages 268 - 271
- Delivery charges may apply in certain areas

Colour options:



Frame:



10 Mata Skid Base Chairs

The Mata skid base options are superbly engineered for strength and durability. The skid base chair comes with a Chrome frame and the skid base stool comes with a Silver frame as standard.

CODE	DESCRIPTION	SEAT HEIGHT	PRICE 10+	PRICE 31+
25C914	Skid Base Chair	Size 6 - 460mm 14yrs - Adult	POA	POA
25C915	Skid Base High Chair	620mm	POA	POA
25ACC916	Seat Pad (size 5 & 6 only)			POA

- Seat pad available in Advantage, Citadel, Era, Phoenix & Rivet fabrics as shown on pages 268 - 271
- 8-10 week lead time on certain sizes

Colour options:



Frame:



5 Classic Folding Chair



The new Classic Folding Chair is manufactured from high quality first generation polypropylene for superior strength, durability, pliability and resistance to UV rays. A smart, compact and comfortable option. It comes with a strong 19mm diameter riveted steel frame and folds flat for neat and easy storage.

CODE	DESCRIPTION	PRICE 10+	PRICE 100+
25C917	Chair	£14.90	£13.90
25PK918	40 Chairs and Trolley	£699.00	
25PK919	84 Chairs and Trolley	£1481.25	

- 450mm seat height
- Light Grey frame as standard
- Black chair comes with Black frame only

Colour options:



5 Classic Plus Folding Chair



The new Classic Plus Folding Chair is manufactured from high quality first generation polypropylene for superior strength, durability, pliability and resistance to UV rays. A smart, compact and comfortable option. It comes with a strong 19mm diameter riveted steel frame and folds flat for neat and easy storage.

CODE	DESCRIPTION	PRICE 10+	PRICE 100+
25C920	Linking Chair	£15.40	£14.40
25PK921	40 Chairs and Trolley	£718.50	
25PK922	84 Chairs and Trolley	£1522.50	

- 450mm seat height
- Light Grey frame as standard
- Black chair comes with Black frame only

Colour options:



1 Classic Chair Accessories



84 Capacity Trolley



40 Capacity Trolley

Trolleys and accessories to fit the Classic and Classic Plus folding chairs.

CODE	DESCRIPTION	PRICE
25TR923	40 Chair Capacity Trolley	£120.95
25TR924	84 Chair Capacity Trolley	£309.95

5 Prima Folding Chair

The Prima is a robust all-steel folding chair that is both practical and comfortable. With a hard wearing stove-enamelled Light Grey gloss paint finish. It has front and rear cross-braces with a permanent linking device as standard for forming fixed rows of seating.

CODE	DESCRIPTION	PRICE 10+	PRICE 100+
25C925	Upholstered Chair	£36.95	£35.95

- 450mm seat height
- Light Grey frame as standard

Upholstery colour options:



5 Comfort Folding Chair

A folding chair with the added comfort of a smart contoured fan back. Strong and durable all-steel seat and frame with a convenient carry-handle moulded into the seat back and a permanent linking device as standard.

CODE	DESCRIPTION	PRICE 10+	PRICE 100+
25C927	Upholstered Chair	£35.95	£34.95

- 450mm seat height
- Light Grey frame as standard

Back colour options:



Upholstery colour options:



1 Folding Chair Accessories

Trolleys and accessories to fit the Prima & Comfort folding chairs. Please check your space has the required height clearance of 2.4 metres.

CODE	DESCRIPTION	SIZE IN MM	PRICE
25TR928	24 Chair Trolley	1620L x 470W x 1250H	£295.95
25TR929	28 Chair Trolley	1190L x 1000W x 1250H	£269.95
25TR930	42 Chair Trolley	1750L x 1000W x 1250H	£309.95
25TR931	56 Chair Trolley	1190L x 1000W x 2330H	£399.95
25TR932	84 Chair Trolley	1750L x 1000W x 2330H	£449.95

- For indoor use only

24 Capacity Trolley



28 Capacity Trolley



84 Capacity Trolley



56 Capacity Trolley



42 Capacity Trolley



1 Cubic Chair



The Cubic is a sturdy, multi-purpose chair available in 3 colour options with either a Black steel or Chrome frame. It comes with a comfortable deep foam seat and back pad and offers an 8 hour usage rating.

CODE	DESCRIPTION	SEAT HEIGHT	PRICE 10+	PRICE 31+
25C933	Fabric Side Chair Black Frame	450mm	£49.65	£47.65
25C934	Vinyl Side Chair Black Frame	450mm	£55.45	£53.20
25C935	Fabric Side Chair Chrome Frame	450mm	£52.80	£50.70
25C936	Vinyl Side Chair Chrome Frame	450mm	£61.25	£58.80

- Overall Dimensions in mm: 535W x 510D x 820H
- Stackable to 12 high

Fabric colours:



Vinyl colours:



5 Club Chair



This chair has been designed with durability in mind and is ideal for any multi seating environment. The chair is constructed with a plywood frame and has a deep curved, contoured seat and back. The chair has a narrow oval frame which means that 2 chairs will fit under a 1200 by 600mm table.

CODE	DESCRIPTION	SEAT HEIGHT	PRICE 5+	PRICE 31+
25C937	Side Chair	470mm	£78.90	£69.35
25ACC938	Top Bar Wire Link			£5.95

- Made to order and non-returnable
- Advantage & Phoenix fabric options on page 268
- Overall dimensions in mm: 470W x 510D x 810H

NARROW FRAME

Frame colours:



5 Club Plus Chair



The Club Plus chair has been designed with durability in mind and is ideal for any multi seating environment. The chair is constructed with a plywood frame and has a deep curved, contoured seat and back. The chair has a flat sided oval frame and comes with or without arms.

CODE	DESCRIPTION	SEAT HEIGHT	PRICE 5+	PRICE 31+
25C939	Chair	470mm	£129.90	£116.00
25C940	Chair with Arms	470mm	£135.20	£118.65
25ACC941	Top Bar Wire Link			£5.95

- Made to order and non-returnable
- Advantage & Phoenix fabric options on page 268
- Overall dimensions in mm: 545W x 520D x 820H (Armchair is 595W)

WIDE FRAME

Frame colours:




5 Hatton Chair

The Hatton chair is a streamlined one piece, injection moulded polypropylene fibre blend. It's built in UV protection makes it suitable for indoor and outdoor use. It is stackable to 8 high on the ground or 16 high on its transport dolly.

CODE	DESCRIPTION	SEAT HEIGHT	PRICE 10+	PRICE 31+
25C942	Side Chair	455mm	£41.90	£40.40
25TR943	Chair Dolly - 18 Chair Capacity			£234.75

- Dimensions 500W x 560D x 805H
- 100% Recyclable

Colour options:



15 Maestro Chair

A contemporary, light and comfortable stacking chair featuring a Chrome plated rod frame and polypropylene seat and backrest. It stacks to a height of 38 chairs on the dolly.

CODE	DESCRIPTION	PRICE 10+	PRICE 31+
25C944	Chair	£88.45	£85.25
25ACC945	Linking Glides		£9.95
25ACC946	Seat Pad		£54.85
25ACC947	Removeable Tablet - Right Hand		£75.45
25TR948	Transport Dolly for 38 Chairs		£272.75

- Seat height: 445mm
- Overall Dimensions in mm: 495W x 540D x 800H
- Flannel, Black, Blue Grey & Nordic Blue colour options from stock
- Other colours are a special order and non-returnable
- Upholstered Seat Pad available in Citadel, Era, Phoenix & Rivet fabrics as shown on pages 268 - 271

Colour options:



15 Grafton Chair

The generous perforations of Grafton's distinctive injection-moulded backrest provides better ventilation and flexibility. This unique feature was created to offer the benefits of a mesh-backed chair without compromising on durability. The rolled edges of the backrest are mirrored on the seat shell to create a waterfall edge.

CODE	DESCRIPTION	PRICE 10+	PRICE 31+
25C949	4 Leg Chair	£102.35	£98.65
25C950	4 Leg Chair with Castors	£113.70	£109.60
25C951	Sled Base Chair	£110.35	£106.35
25ACC952	Upholstered Seat Pad		£44.10

- Seat height: 460mm
- Overall Dimensions in mm: 490W x 540D x 850H
- 15 years warranty on seat shell, 1 year warranty on moving parts
- Upholstered Seat Pad available in Citadel, Era, Phoenix & Rivet fabrics as shown on pages 268 - 271

Colour options:



Frame colours:



5 Round Top Stool



The classic Round Top stool is extremely durable with a high quality steel frame. The polypropylene seat comes in 4 colour options.


CODE	SEAT HEIGHT	PRICE 10+	PRICE 31+
25ST953	430mm With Footrest	£22.05	£21.55
25ST954	525mm With Footrest	£22.05	£21.55
25ST955	610mm With Footrest	£22.05	£21.55
25ST956	685mm With Footrest	£22.05	£21.55

A DELIVERY SURCHARGE MAY APPLY

Colour options:



Frame colours:



5 Flat Top Stool



The classic Flat Top stool is extremely durable with a high quality steel frame. The moulded polypropylene seat is suitable for usage in all environments.

CODE	SEAT HEIGHT	PRICE 10+	PRICE 31+
25ST957	430mm With Footrest	£27.15	£26.50
25ST958	525mm With Footrest	£27.15	£26.50
25ST959	610mm With Footrest	£27.15	£26.50
25ST960	685mm With Footrest	£27.15	£26.50


• Blue & Charcoal options can be supplied with a fire retardant polypropylene seat

A DELIVERY SURCHARGE MAY APPLY

Colour options:



Frame colours:



15 SE Skid Base Stool



The SE stool comes with an ergonomic seat for comfort, a handy hand hole at the rear and a stable skid base frame which stacks up to 8 high.

CODE	SEAT HEIGHT	PRICE 10+	PRICE 31+
25ST961	430mm With Footrest	£37.75	£36.85
25ST962	525mm With Footrest	£37.75	£36.85
25ST963	610mm With Footrest	£37.75	£36.85
25ST964	685mm With Footrest	£37.75	£36.85

A DELIVERY SURCHARGE MAY APPLY

Colour options:



Frame colours:



15 Pepperpot Skid Base Stool

The Pepperpot stool has a new fresher looking design whilst keeping the durability of traditional products. The durable polypropylene shell has a contoured design for comfort and pepperpot cutouts. The frame is specially designed to help prevent students tilting the stools, and comes with a skid base and anti-slip feet. The stool stacks up to 10 high.


CODE	SEAT HEIGHT	PRICE 10+	PRICE 31+
25ST965	430mm	£41.95	£40.95
25ST966	525mm	£41.95	£40.95
25ST967	610mm	£41.95	£40.95
25ST968	685mm	£41.95	£40.95
25ST969	760mm	£41.95	£40.95

A DELIVERY SURCHARGE MAY APPLY

Colour options:



Frame colours:



5 WSM Stool

The WSM stool has a unique lipped seat shape offering greater comfort and support and comes with a footrest.


CODE	SEAT HEIGHT	PRICE 10+	PRICE 31+
25ST970	395mm	£36.00	£35.15
25ST971	445mm	£36.00	£35.15
25ST972	560mm	£36.00	£35.15
25ST973	610mm	£36.00	£35.15
25ST974	685mm	£36.00	£35.15

• *Silver and White Frames are non-returnable

Colour options:



Frame colours:



5 WSM Skid Base Stool

This robust laboratory stool has a sturdy steel anti-tilting skid base frame that has been redesigned to protect flooring, and the unique seat shape offers integral lumbar support.


CODE	SEAT HEIGHT	PRICE 10+	PRICE 31+
25ST975	395mm	£41.60	£40.65
25ST976	445mm	£41.60	£40.65
25ST977	560mm	£41.60	£40.65
25ST978	610mm	£41.60	£40.65
25ST979	685mm	£41.60	£40.65

• *Silver and White Frames are non-returnable

Colour options:



Frame colours:




5 Titan Stool



An ideal option for labs due to the unique frame style that protects flooring and has a built in footrest. It has an impact resistant, ergonomically designed polypropylene shell and is stackable.

CODE	SEAT HEIGHT	PRICE 10+	PRICE 31+
25ST980	445mm	£39.15	£36.85
25ST981	560mm	£39.35	£37.15
25ST982	610mm	£39.65	£37.30
25ST983	685mm	£39.95	£37.40

Colour options all sizes:



5 25 Series Stool




This traditional laboratory stool comes with a chunky Beech 25mm polished MDF seat. The clever stacking design keeps the seats apart to avoid scratching. Each seat comes with a central carry hole as standard but can be ordered without if preferred.

CODE	SEAT HEIGHT	PRICE 10+	PRICE 31+
25ST984	470mm	£27.35	£26.70
25ST985	520mm	£27.35	£26.70
25ST986	570mm	£27.35	£26.70
25ST987	620mm	£27.35	£26.70
25ST988	670mm	£27.35	£26.70

• *Silver and White Frames are non-returnable

Frame colours:



5 Form Stool



The Form stool is constructed from a fully welded 40 x 20mm oval section steel frame which comes in Grey. It has a contoured wood veneer seat in Beech. Comes with a footrest, anti-tilt feet buffers and is stackable to 3 high.

CODE	SEAT HEIGHT	PRICE 10+	PRICE 31+
25ST989	610mm	£50.00	£48.80

Frame:



5 Postura Skid Base Stool

The lightweight, easy stacking stool is manufactured from highly durable polypropylene that is stain and UV resistant. It has a sled base to avoid damage to floors and is stackable to 6 high. The stool is designed to promote exceptional comfort for the user with a waterfall front edge on the seat and a bag hook to the rear.

CODE	SEAT HEIGHT	PRICE 10+	PRICE 31+
25ST990	560mm	£57.60	£55.80
25ST991	610mm	£58.25	£56.15
25ST992	685mm	£60.35	£58.15


• Convenient hook to store bags underneath the seat

A DELIVERY SURCHARGE MAY APPLY

Colour options:



Frame colours:



5 AP Lip Stool

The AP Lip stool features a flat seat which allows for easy stacking up to 10 high. The 19mm diameter four leg steel frames are coated in epoxy powder coat for maximum durability.

CODE	SEAT HEIGHT	PRICE 10+	PRICE 31+
25ST993	445mm	£43.80	£37.95
25ST994	560mm	£44.20	£38.40
25ST995	610mm	£44.45	£38.60
25ST996	685mm	£44.70	£38.80
25ST997	755mm	£45.25	£39.35

• Made to order and non-returnable

A DELIVERY SURCHARGE MAY APPLY

Colour options:



Frame colours:



5 AP Lip Skid Base Stool

The AP Lip Skid Base stool features a flat seat which allows for easy stacking up to 10 high. The 19mm diameter four leg steel frames are coated in epoxy powder coat for maximum durability.

CODE	SEAT HEIGHT	PRICE 10+	PRICE 31+
25ST998	445mm	£48.70	£42.35
25ST999	560mm	£49.25	£42.90
25ST1000	610mm	£49.95	£43.40
25ST1001	685mm	£50.50	£43.95
25ST1002	755mm	£51.20	£44.50

• Made to order and non-returnable

A DELIVERY SURCHARGE MAY APPLY

Colour options:



Frame colours:



20 Postura Fully Moulded High Stool




Colour option:



Grey-dient

Colour options:



The Postura+ One Piece Stools are durable, comfortable and offer excellent value for money. Made in the UK from at least 30% recycled high impact resistant polypropylene. They are strong, light, stain resistant, anti-static and easy to clean. Made to BS EN 1729 Parts 1 & 2 standards.

CODE	SEAT HEIGHT	PRICE 10+	PRICE 31+
25ST1003	560mm	£56.20	£54.20
25ST1004	610mm	£56.85	£54.80
25ST1005	685mm	£58.85	£56.70

- Stackable to 3 high
- Iron Grey, Slate Grey, Black & Ash Grey colour options from stock


A DELIVERY SURCHARGE MAY APPLY

SEAT HEIGHT	OVERALL WIDTH	OVERALL DEPTH	OVERALL HEIGHT
560mm	482mm	465mm	639mm
610mm	483mm	477mm	689mm
685mm	485mm	493mm	764mm

5 EN One Fully Moulded Stool



Colour options:



The En one stool's ergonomic design encourages focused attention, with a waterfall front and 40mm built-in footrest helping to improve circulation. Made from 100% recyclable, reinforced polypropylene for greater strength and durability it is an ideal fit for lab settings, as it effortlessly withstands spills and is remarkably easy to clean. Designed and manufactured in the UK and compliant to EN1729 parts 1 and 2 (pending).

CODE	DESCRIPTION	PRICE 10+	PRICE 31+
25ST1006	Stool - 610mm	£48.75	£47.00
25ST1007	Stool - 685mm	£48.75	£47.00
25ST1008	Bag Hook	£3.25	

- Stacks 16 high within 2 metres
- Optional Bag hook available
- Weight limit 125kg

A DELIVERY SURCHARGE MAY APPLY



20 Postura Fully Moulded High Chair

The Postura+ One Piece High Chairs are durable, comfortable and offer excellent value for money. Made in the UK from at least 30% recycled high impact resistant polypropylene. They are strong, light, stain resistant, anti-static and easy to clean. Made to BS EN 1729 Parts 1 & 2 standards.


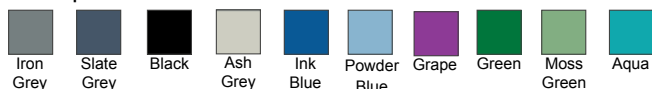
CODE	SEAT HEIGHT	PRICE 10+	PRICE 31+
25ST1009	560mm	£61.45	£59.25
25ST1010	610mm	£62.15	£59.90
25ST1011	685mm	£66.00	£63.65

- Stackable to 3 high
- Iron Grey, Slate Grey, Black & Ash Grey colour options from stock

A DELIVERY SURCHARGE MAY APPLY

SEAT HEIGHT	OVERALL WIDTH	OVERALL DEPTH	OVERALL HEIGHT
560mm	482mm	465mm	920mm
610mm	483mm	477mm	970mm
685mm	485mm	493mm	1045mm

Colour options:



5 EN One Fully Moulded High Chair

The EN One Fully moulded high chair is made from 100% recyclable, reinforced polypropylene for greater strength and durability. It has an anti tilt, stackable design, withstands spills and is easy to clean. Designed and manufactured in the UK and compliant to EN1729 parts 1 and 2 (pending).


CODE	DESCRIPTION	PRICE 10+	PRICE 31+
25ST1012	High Chair - 610mm	£55.00	£53.00
25ST1013	High Chair - 685mm	£55.00	£53.00
25ST1014	Bag Hook	£3.25	

- Stacks 12 high within 2 metres
- Optional Bag hook available
- Weight limit 125kg

A DELIVERY SURCHARGE MAY APPLY



Colour options:




10 Series E High Chair



Colour options:



Frame colours:



The stool version of the Series E chair is a comfortable yet durable option and comes with a strengthening bar across the front and back legs to offer even more stability to these stools.

CODE	SEAT HEIGHT	PRICE 10+	PRICE 31+
25ST1015	575mm	£35.50	£34.70
25ST1016	610mm	£35.50	£34.70
25ST1017	685mm	£35.50	£34.70

A DELIVERY SURCHARGE MAY APPLY


10 Reinspire High Chair




The Reinspire high chair, is available in 3 heights and comes with a traditional 2 piece design. It comes with a heavy duty seat and a fully welded A frame design constructed in 22mm high tensile steel with hardwearing feet.

CODE	SEAT HEIGHT	PRICE 10+	PRICE 31+
25ST1018	560mm	£43.10	£42.05
25ST1019	610mm	£43.10	£42.05
25ST1020	670mm	£43.10	£42.05

Colour options:



Frame colours:



10 SE Classic High Chair




The SE Classic high chair comes with an ergonomic seat and back for comfort. It comes with a stable skid base frame with a footrest, and stacks up to 8 high.

CODE	SEAT HEIGHT	PRICE 10+	PRICE 31+
25ST1021	430mm	£43.60	£42.55
25ST1022	525mm	£43.60	£42.55
25ST1023	610mm	£43.60	£42.55
25ST1024	685mm	£43.60	£42.55

Colour options:



Frame colours:



5 NP High Chair

The NP high chair is particularly comfortable with a well-defined lumbar support. Ideal for use in science labs, art studios or music rooms.

CODE	SEAT HEIGHT	PRICE 10+	PRICE 31+
25ST1025	610mm	£33.80	£33.00
25ST1026	685mm	£34.65	£33.85


• *Silver and White Frames are non-returnable



Colour options:



Frame colours:



5 Postura Skid Base High Chair

The Postura high chair is both stylish and ergonomic. The easy stacking design makes it an ideal choice where space is at a premium.

CODE	SEAT HEIGHT	PRICE 10+	PRICE 31+
25ST1027	560mm	£63.00	£60.75
25ST1028	610mm	£63.70	£61.40
25ST1029	685mm	£67.65	£65.20

• Convenient hook to store bags underneath the seat

Colour options:



Frame colours:



5 GEO High Chair

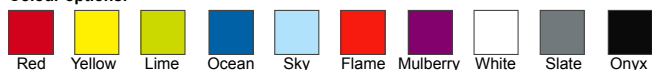
The stunning GEO high chair comes with a tough polypropylene shell in a range of vibrant colours. The ergonomic shell has a cutout carry handle on the seat back for easy stacking.

CODE	SEAT HEIGHT	PRICE 10+	PRICE 31+
25ST1030	610mm	£75.35	£67.00
25ST1031	685mm	£75.35	£67.00
25ST1032	735mm	£75.35	£67.00
25ST1033	795mm	£75.35	£67.00

• Made to order and non-returnable



Colour options:



Frame colours:



10 Series E IT Chair



The Series E IT chair is a comfortable yet durable option which is height adjustable via a lever operated gas lift. Comes on a Black 5 star base and available with castors or glides.

CODE	DESCRIPTION	SEAT HEIGHT	PRICE 10+	PRICE 31+
25ITC1034	Chair with Castors	Junior - 310-370mm	£70.95	£69.25
25ITC1035	Chair with Glides	Junior - 310-370mm	£70.95	£69.25
25ITC1036	Chair with Castors	Adult - 360-490mm	£75.50	£73.75
25ITC1037	Chair with Glides	Adult - 360-490mm	£75.50	£73.75

Colour options:




10 Reinspire GH29 IT Chair



The Reinspire IT chair complements the GH20 4 leg chair and comes with a comfortable moulded seat in a variety of colours. It has a single gas lift lever for height adjustment on a Black 5 star base with castors or glides.

CODE	DESCRIPTION	SEAT HEIGHT	PRICE 10+	PRICE 31+
25ITC1038	Chair with Castors	390 - 520mm	£84.25	£82.25
25ITC1039	Chair with Glides	390 - 520mm	£84.25	£82.25

Colour options:



10 SE Classic IT Chair



The SE Classic IT chair comes with an ergonomic seat and back for comfort and a gas lift lever for height adjustment. It comes with a Black 5 star base and is available on castors or glides.

CODE	DESCRIPTION	SEAT HEIGHT	PRICE 10+	PRICE 31+
25ITC1040	Chair with Castors	420-555mm	£78.75	£76.95
25ITC1041	Chair with Glides	420-555mm	£78.75	£76.95

Colour options:



5 Postura Plus Low Back Chair

The Postura adjustable swivel chair is both stylish and ergonomic. The perfect choice for IT classrooms. Comes with a Black 5 star base.

CODE	DESCRIPTION	SEAT HEIGHT	PRICE 10+	PRICE 31+
25ITC1042	Black Frame on Castors	383-493mm	£76.50	£73.75
25ITC1043	Black Frame on Glides	358-468mm	£76.50	£73.75

- This item is non-returnable

Colour options:



5 Postura IT Chair

The Postura adjustable swivel chair is both stylish and ergonomic. The perfect choice for IT classrooms. Comes with a Black 5 star base.

CODE	DESCRIPTION	SEAT HEIGHT	PRICE 10+	PRICE 31+
25ITC1044	Black Frame on Castors	383-493mm	£80.50	£77.75
25ITC1045	Black Frame on Glides	358-468mm	£80.50	£77.75

- This item is non-returnable

Colour options:



10 Mata IT Chair

The Mata IT swivel chair has a Black 5 star base available on castors or glides. The moulded polypropylene seat shell is available in 7 colours as shown below.

CODE	DESCRIPTION	SEAT HEIGHT	PRICE 10+	PRICE 31+
25ITC1046	Castors	410-550mm	POA	POA
25ITC1047	Glides	410-550mm	POA	POA

- 8-10 week lead time on certain sizes
- Delivery charges may apply in certain areas

Colour options:



5 GEO IT Chair



The GEO IT swivel chair has been designed to give excellent ergonomic posture with an easy to use gas lift height adjustment lever. The chair is supplied with a Black 5 star base and a choice of castors or glides.

CODE	DESCRIPTION	SEAT HEIGHT	PRICE 10+	PRICE 31+
25ITC1048	Black Base	Junior 400 - 480mm	£89.60	£79.70
25ITC1049	Black Base	Adult 440 - 560mm	£89.60	£79.70
25ITC1050	Chrome Base	Adult 440 - 560mm	£101.30	£90.20

- Made to order and non-returnable
- Available with castors or glides

Colour options:




5 NP IT Chair



The NP IT chair is particularly comfortable with a well-defined lumbar support. Comes with a gas lift lever for height adjustment and a Black 5 star base which is available on castors or glides.

CODE	SEAT HEIGHT	PRICE 10+	PRICE 31+
25ITC1051	Junior Castors - 355-420mm	£77.40	£75.55
25ITC1052	Junior Glides - 355-420mm	£82.20	£80.25
25ITC1053	Adult Castors - 420-480mm	£82.75	£80.80
25ITC1054	Adult Glides - 420-480mm	£86.90	£84.85

Colour options:



5 Harmony IT Chair



The Harmony IT chair has a strong, robust design with a comfortable seating position. It is available with a gas lift, a Black 5 star base and is available on castors or glides.

CODE	DESCRIPTION	SEAT HEIGHT	PRICE 10+	PRICE 31+
25ITC1055	Gas Lift - Adult	450-570mm	£85.65	£79.20

- Made to order and non-returnable
- Available with castors or glides

Colour options:



5 Titan IT Chair

The Titan swivel chair comes with a polypropylene shell and a Chrome 5 star base. It comes with a single lever for gas height adjustment guaranteed to withstand users up to 25 stone.

CODE	SEAT HEIGHT	PRICE 10+	PRICE 31+
25ITC1056	Junior - 365-435mm	£69.50	£63.25
25ITC1057	Adult - 435-525mm	£73.50	£66.75

- Available with castors or glides



Colour options:



Colour options adult only:



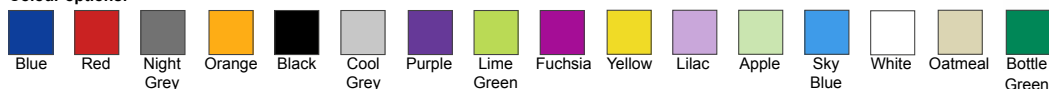
5 EN10 IT Chair

This elegantly designed and ergonomically shaped IT chair comes in a variety of colour options as shown below on a Black 5 star base. This chair has a rotating height adjustment and is available with Glides, Castors or Pressure Locking Castors which lock into place when you sit on the chair.

CODE	DESCRIPTION	SEAT HEIGHT	PRICE 10+	PRICE 31+
25ITC1058	Castors	390-520mm	£77.50	£74.70
25ITC1059	Glides	390-520mm	£77.50	£74.70
25ITC1060	Pressure Locking Castors	390-520mm	£87.50	£84.35



Colour options:



5 Chair 2000 IT Chair

The Chair 2000 is ergonomically designed for correct posture and is both comfortable and supportive. The chair is supplied with a Black 5 star base and comes on castors.

CODE	DESCRIPTION	SEAT HEIGHT	PRICE 10+	PRICE 31+
25ITC1061	Black Frame	430 - 560mm	£105.25	£102.75

Colour options:



2 Classline Value Operator Chair



The Classline Value operator chairs are available as a medium or high back option and come with a twin lever mechanism for gas height and back adjustment. Supplied with a Black 5 star base on castors as standard.

CODE	DESCRIPTION	SEAT HEIGHT	PRICE 10+	PRICE 31+
25ITC1062	Mid Back	450 - 580mm	£79.50	£73.95
25ITC1063	High Back	450 - 580mm	£80.50	£74.95

- Available with castors or glides
- Arms available, price on request
- Available in Citadel fabrics, as shown on page 271

5 Esme IT Chair



The Esme IT chair comes with a twin lever mechanism, one for seat height adjustment and one to operate the permanent contact back mechanism. Comes with a Black 5 star base with castors or glides.

CODE	DESCRIPTION	SEAT HEIGHT	PRICE 10+	PRICE 31+
25ITC1064	Mid Back	450-580mm	£87.95	£81.75
25ITC1065	High Back	450-580mm	£90.00	£83.75

- Available with castors or glides
- Arms available, price on request
- Available in Advantage, Citadel, Era, Phoenix, Rivet and Macflex Vinyl fabrics as shown on pages 268 - 271

5 Classline Value Mesh Operator Chair



The Classline Value mesh back chair comes with an upholstered seat pad and a twin lever mechanism for gas height and back adjustment. Supplied with a Black 5 star base on castors as standard.

CODE	DESCRIPTION	SEAT HEIGHT	PRICE 10+	PRICE 31+
25ITC1066	Mid Back	450 - 580mm	£115.25	£107.25

- Seat base measures: 470W x 450D
- Arms available, price on request
- Available in Citadel fabrics, as shown on page 271

5 Grafton IT Chair

The generous perforations of Grafton's distinctive injection-moulded backrest provides better ventilation and flexibility. This unique feature was created to offer the benefits of a mesh-backed chair without compromising on durability. The rolled edges of the backrest are mirrored on the seat shell to create a waterfall edge. The chair's configuration options support agile learning. Comes on a Black 5 star base.

CODE	DESCRIPTION	SEAT HEIGHT	PRICE 10+	PRICE 31+
25ITC1067	IT Chair	430-535mm	£152.95	£147.50

- Available with Castors or Glides
- 15 years warranty on seat shell, 1 year warranty on moving parts

Colour options:



5 Tresham IT Chair

The Tresham offers a complete range of height adjustable chairs and stools supplied with a polyurethane seat and back pad. Ideal for Lab environments.

CODE	DESCRIPTION	SEAT HEIGHT	PRICE 10+	PRICE 31+
25ITC1068	PU Chair	420-550mm	£106.75	£99.50

- Available with castors or glides
- Available in Black only



5 Tresham Upholstered IT Chair

The Tresham offers a complete range of height adjustable chairs and stools upholstered in a choice of Black vinyl or a range of fabric options. Ideal for Lab environments.

CODE	DESCRIPTION	SEAT HEIGHT	PRICE 10+	PRICE 31+
25ITC1069	Upholstered Chair	460 - 590mm	£125.25	£116.75

- Available with castors or glides
- Available in Advantage, Citadel, Era, Phoenix, Rivet and Macflex Vinyl fabrics as shown on pages 268 - 271

Vinyl:



Black



10 Postura Draughtsman Chair



The Postura Draughtsman chair is both stylish and ergonomic and promotes good posture and provides exceptional comfort. The perfect choice for IT classrooms and multi purpose rooms where mobility is required. Comes with a Black 5 star base on glides.

CODE	SEAT HEIGHT	PRICE 10+	PRICE 31+
25ITC1070	575-870mm	£116.00	£111.95

- Only available with glides
- This item is non-returnable

Colour options:



5 Esme Draughtsman Chair



The Esme Draughtsman chair has two paddles, one for seat height adjustment and one to operate the permanent contact back mechanism. It comes with a medium or high back option, a Black 5 star base as standard and Black foot ring.

CODE	DESCRIPTION	SEAT HEIGHT	PRICE 10+	PRICE 31+
25ITC1071	Mid Back	600-860mm	£123.50	£114.95
25ITC1072	High Back	600-860mm	£125.75	£116.95

- Only available with glides
- Arms available, price on request
- Available in Advantage, Citadel, Era, Phoenix, Rivet and Macflex Vinyl fabrics as shown on pages 268 - 271

5 Haddon Mesh Draughtsman Chair



The Haddon mesh back chair comes with an upholstered seat pad and a twin lever mechanism for gas height and back adjustment. Supplied with a Black 5 star base with a footring, available on glides only.

CODE	DESCRIPTION	SEAT HEIGHT	PRICE 10+	PRICE 31+
25ITC1073	Chair	600-860mm	£153.75	£142.95

- Only available with glides
- Arms available, price on request
- Available in Advantage, Citadel, Era, Phoenix & Rivet fabrics as shown on pages 268 - 271

5 Tresham Draughtsman Chair



The Tresham Draughtsman height adjustable chair is supplied with a Black polyurethane seat, a Black 5 star base and a foot ring. Ideal for Lab environments.

CODE	DESCRIPTION	SEAT HEIGHT	PRICE 10+	PRICE 31+
25ITC1074	Chair	550-810mm	£141.25	£131.50

- Only available with glides



DINING FURNITURE

Gopak Economy	84
Gopak Contour25	85
Gopak Contour25 Plus	86
Gopak Premier	87
Giorgian Dining	88
Dining Sets	90
Mobile Seating	91
Tilt Top Tables	92

5 Economy Folding Range



The Economy range is an ideal low budget option. It is lightweight, versatile and easy to open and simple to fold flat for storage. A popular choice for youth organisations, outdoor catering, church and village halls as an occasional use option.

CODE	DESCRIPTION	SIZE IN MM	PRICE	PRICE 5+
25T1075	Folding Table	1220L x 610W x 698H	£106.85	£100.20
25T1076	Folding Table	1220L x 685W x 698H	£109.15	£102.35
25T1077	Folding Table	1830L x 610W x 698H	£134.25	£125.90
25T1078	Folding Table	1830L x 685W x 698H	£136.65	£128.15
25B1079	Stacking Bench	1220L x 254W x 432H	£71.00	£66.60
25B1080	Stacking Bench	1830L x 254W x 432H	£90.30	£84.65



Laminate top colours:



5 Gopak Accessories



CODE	DESCRIPTION	SIZE IN MM	PRICE
25TR1081	Small Trolley (7 Tables)	875L x 745W x 1127H	£320.50
25TR1082	Large Trolley (14 Tables)	1675L x 745W x 1127H	£457.85
25TR1083	Round Trolley (6 Tables)	1738L x 751W x 1000H	£530.15
25ACC1084	Bench Skate Set	3.0kg	£104.95
25ACC1085	Fast Fold Tool	290L x 70W x 65H	£11.50

- Benches stack 8 high on the Bench Skate Set or up to 10 high independently
- If you need your trolley to pass through doorways please check the dimensions prior to ordering as trolleys are non returnable
- Small/Large Trolley loaded height is 1950mm
- Round Trolley loaded height is 1570mm

5 Contour25 Folding Range



The Contour25 folding tables and stacking benches now come with a new, improved corner moulding and a reduced lip around the edge.


This innovative, failsafe folding mechanism has always been popular but has now got even better with the introduction of Contour25! Without moving too far away from the classic 2 leg design the Contour25 has evolved with a simplified folding mechanism with no removeable parts.



CODE	DESCRIPTION	SIZE IN MM	PRICE	PRICE 5+
25T1086	Folding Table	1220L x 610W	£127.90	£119.95
25T1087	Folding Table	1220L x 685W	£131.15	£123.00
25T1088	Folding Table	1220L x 760W	£136.20	£127.70
25T1089	Folding Table	1520L x 610W	£137.45	£128.90
25T1090	Folding Table	1520L x 685W	£146.05	£136.95
25T1091	Folding Table	1520L x 760W	£151.15	£141.75
25T1092	Folding Table	1830L x 610W	£159.45	£149.50
25T1093	Folding Table	1830L x 685W	£162.70	£152.60
25T1094	Folding Table	1830L x 760W	£167.95	£157.50
25B1095	Stacking Bench	1220L x 254W	£85.25	£79.95
25B1096	Stacking Bench	1520L x 254W	£96.25	£90.30
25B1097	Stacking Bench	1830L x 254W	£103.75	£97.30

• For accessories see page 84

Table Name	Table Height	Bench Height
Buffet	760mm	483mm
Adult	700mm	432mm
Junior	635mm	381mm
Infant	584mm	
Pre-School	546mm	
Nursery	508mm	



Laminate top colours:



5 Contour25 Plus Folding Tables

 **MADE IN THE UK**



The Contour25 Plus folding tables have the same attributes as the Contour25 folding tables but with the addition of the extra strong legs for added stability.

CODE	SIZE IN MM	PRICE	PRICE 5+
25T1098	1220L x 610W	£141.35	£132.55
25T1099	1220L x 685W	£144.55	£135.55
25T1100	1220L x 760W	£149.70	£140.40

25T1101	1520L x 610W	£153.50	£143.95
25T1102	1520L x 685W	£156.90	£147.15
25T1103	1520L x 760W	£163.20	£153.05

25T1104	1830L x 610W	£171.90	£161.20
25T1105	1830L x 685W	£173.05	£162.30
25T1106	1830L x 760W	£180.60	£169.35

- Only available in Adult & Buffet heights
- For Contour benches please see page 85
- For accessories see page 84

Table Name	Table Height	Bench Height
Buffet	760mm	483mm
Adult	700mm	432mm

 Strengthened aluminium leg used in the Contour Plus range.



Laminate top colours:



5 Round Folding Tables

 **MADE IN THE UK**



The robust folding tables are available in a choice of 4ft or 5ft diameter with a wipe clean laminate top. Using the Posi-Lock folding mechanism, the table legs fold down and are housed within the under frame.

CODE	SIZE IN MM	WEIGHT	PRICE	PRICE 5+
25T1107	1220D	20.00kg	£307.55	£288.40
25T1108	1520D	27.50kg	£358.75	£336.35

- 1520D Table only available in Adult & Buffet heights
- 1520D Table is not available in Fuchsia
- For accessories see page 84

Table Name	Table Height
Buffet	760mm
Adult	700mm



Laminate top colours:



5 Premier Folding Range



The Premier selection is a durable, hygienic range of the highest quality and benefits from polyurethane knock resistant edging.

CODE	DESCRIPTION	SIZE IN MM	PRICE	PRICE 5+
25T1109	Folding Table	1220L x 610W	£179.85	£168.65
25T1110	Folding Table	1220L x 685W	£184.25	£172.80
25T1111	Folding Table	1220L x 760W	£191.05	£179.15
25T1112	Folding Table	1520L x 610W	£198.55	£186.15
25T1113	Folding Table	1520L x 685W	£209.30	£196.25
25T1114	Folding Table	1520L x 760W	£218.00	£204.40
25T1115	Folding Table	1830L x 610W	£232.15	£217.65
25T1116	Folding Table	1830L x 685W	£236.75	£222.00
25T1117	Folding Table	1830L x 760W	£244.00	£228.80
25B1118	Stacking Bench	1220L x 254W	£107.85	£101.15
25B1119	Stacking Bench	1520L x 254W	£128.65	£120.65
25B1120	Stacking Bench	1830L x 254W	£142.05	£133.25



• For accessories see page 84

Table Name	Table Height	Bench Height
Buffet	760mm	483mm
Adult	700mm	432mm
Junior	635mm	381mm
Infant	584mm	
Pre-School	546mm	
Nursery	508mm	



Laminate top colours:



10 Georgian Dining Range



The Georgian breakout tables are manufactured with 25mm MFC tops with a footrail support bar and levelling feet. The range comes with metal to metal fixings and the tables are supplied with removable coat hooks at both ends.

CODE	DESCRIPTION	DIMENSIONS	PRICE
25T1136	Dining Table	1200W x 800D x 740H	£443.50
25T1137	Dining Table	1400W x 800D x 740H	£463.00
25T1138	Dining Table	1600W x 800D x 740H	£483.25
25T1139	Dining Table	1800W x 800D x 740H	£503.50
25T1140	Dining Table	2000W x 800D x 740H	£523.75

25B1141	Dining Bench	900W x 350D x 455H	£193.75
25B1142	Dining Bench	1100W x 350D x 455H	£204.50
25B1143	Dining Bench	1300W x 350D x 455H	£210.25
25B1144	Dining Bench	1500W x 350D x 455H	£221.50
25B1145	Dining Bench	1700W x 350D x 455H	£232.75


 **MADE IN THE UK**



Top colours:



Frame colours:



10 Georgian Poseur Tables



The Georgian breakout poseur height tables are manufactured with 25mm MFC tops and a 50 x 50mm steel frame with a footrail support bar and levelling feet. The range comes with metal to metal fixings and the tables are supplied with removable coat hooks at both ends.


CODE	DESCRIPTION	DIMENSIONS	PRICE
25T1146	Poseur Table	1200W x 800D x 1050H	£469.95
25T1147	Poseur Table	1400W x 800D x 1050H	£489.50
25T1148	Poseur Table	1600W x 800D x 1050H	£509.75
25T1149	Poseur Table	1800W x 800D x 1050H	£529.25
25T1150	Poseur Table	2000W x 800D x 1050H	£549.50

 **MADE IN THE UK**

Top colours:



Frame colours:



10 Georgian Dining Range

The Georgian breakout tables are manufactured with 25mm MFC tops with a footrail support bar and levelling feet. The range comes with metal to metal fixings and the tables are supplied with removable coat hooks at both ends.

CODE	DESCRIPTION	DIMENSIONS	PRICE
25T3297	Dining Table	1200W x 1000D x 740H	£559.50
25T3298	Dining Table	1400W x 1000D x 740H	£584.25
25T3299	Dining Table	1600W x 1000D x 740H	£608.25
25T3300	Dining Table	1800W x 1000D x 740H	£633.95
25T3301	Dining Table	2000W x 1000D x 740H	£659.25
25T3302	Dining Bench	900W x 350D x 455H	£193.75
25T3303	Dining Bench	1100W x 350D x 455H	£204.50
25T3304	Dining Bench	1300W x 350D x 455H	£210.25
25T3305	Dining Bench	1500W x 350D x 455H	£221.50
25T3306	Dining Bench	1700W x 350D x 455H	£232.75




MADE IN THE UK



Top colours:



Frame colours:



10 Georgian Poseur Tables

The Georgian breakout poseur height tables are manufactured with 25mm MFC tops and a 50 x 50mm steel frame with a footrail support bar and levelling feet. The range comes with metal to metal fixings and the tables are supplied with removable coat hooks at both ends.

CODE	DESCRIPTION	DIMENSIONS	PRICE
25T3307	Poseur Table	1200W x 1000D x 1050H	£592.50
25T3308	Poseur Table	1400W x 1000D x 1050H	£617.75
25T3309	Poseur Table	1600W x 1000D x 1050H	£642.25
25T3310	Poseur Table	1800W x 1000D x 1050H	£668.00
25T3311	Poseur Table	2000W x 1000D x 1050H	£691.95




MADE IN THE UK



Top colours:



Frame colours:



5 Cube Dining Set



With a durable and sturdy construction, a wipe clean surface and a 50mm thick laminate top this set is ideal for secondary, higher and further education settings. The benches store neatly under the table for space efficiency and they come with a 50mm steel frame in White only.

CODE	DESCRIPTION	SIZE IN MM	PRICE
25T1151	Cube Table	1510L x 610W x 767H	£386.25
25T1152	Cube Bench (set of 2)	1390L x 305W x 430H	£506.25
25PK1153	Set (Table + 2 Bench)	As Above	£788.75



Top colours:



5 Standard Dining Set



The Standard bench set is a colourful, practical solution for dining rooms. The set comprises of two benches and a table with a choice of seven frame colours. The table top is manufactured from 25mm MDF with a PVC edge and a 40mm square leg frame.

CODE	DESCRIPTION	PRICE
25SU1154	1600L x 800W x 760H Table 1400L x 400W x 450H Bench	£900.85
25SU1155	1800L x 800W x 760H Table 1600L x 400W x 450H Bench	£962.50
25SU1156	2000L x 800W x 760H Table 1800L x 400W x 450H Bench	£1052.80
25SU1157	2200L x 800W x 760H Table 2000L x 400W x 450H Bench	£1148.15

- These items are non returnable
- *Silver and White Frames are non-returnable


Laminate top colours:



PVC edge colours:



Frame colours:



MADE IN THE UK

5 Rainbow Dining Set



The Rainbow bench set is a colourful, practical solution for dining rooms. The set comprises of two benches and a table with a choice of seven frame colours. The table top is manufactured from 25mm MDF in White with a White ABS edge and a 40mm square leg frame.

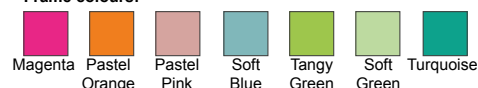
CODE	DESCRIPTION	PRICE
25SU1158	1600L x 800W x 760H Table 1400L x 400W x 450H Bench	£900.85
25SU1159	1800L x 800W x 760H Table 1600L x 400W x 450H Bench	£962.50
25SU1160	2000L x 800W x 760H Table 1800L x 400W x 450H Bench	£1052.80
25SU1161	2200L x 800W x 760H Table 2000L x 400W x 450H Bench	£1148.15

- These items are non returnable

Top:



Frame colours:



MADE IN THE UK

16 Rectangular Mobile Seating Units

This innovative mobile folding dining furniture enables schools to convert halls into multi-use areas quickly and with minimum effort. Seats are available in a range of colours as shown below.


CODE	DESCRIPTION	SIZE IN MM	PRICE
25SU1162	8 Stool Table	2380L x 1500W x 685H	£833.75
25SU1163	8 Stool Table	2380L x 1500W x 735H	£833.75
25SU1164	12 Stool Table	3080L x 1500W x 685H	£981.25
25SU1165	12 Stool Table	3080L x 1500W x 735H	£981.25
25SU1166	16 Stool Table	3280L x 1500W x 650H	£1113.75

- Grey leg frame
- Seats are 330mm diameter

Table Height	Bench Height
650mm	340mm
685mm	375mm
735mm	425mm

 **MADE IN THE UK**

Laminate top colours:



Stool top colours:



16 Round Mobile Seating Units


This innovative mobile folding dining furniture enables schools to convert halls into multi-use areas quickly and with minimum effort. Seats are available in a range of colours shown below.

CODE	DESCRIPTION	SIZE IN MM	PRICE
25SU1167	8 Stool Table	2130 Diameter x 685H	£993.75
25SU1168	8 Stool Table	2130 Diameter x 735H	£993.75


- Grey leg frame
- Seats are 330mm diameter

 **MADE IN THE UK**

Laminate top colours:

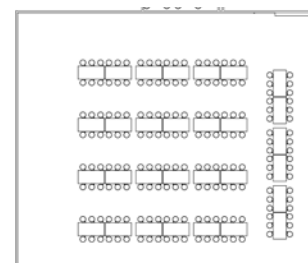


Stool top colours:




Plan & Design Services

Please call and make an appointment for us to come in and discuss your requirements.



5 Tilt Top Dining Tables



Laminate top colours:



These tilt top tables are perfect for use in dining rooms as they are easy to open, close then wheel away and store. They are available in a range of laminate top colours with an MDF edge and are supplied with 4 locking castors.

CODE	DESCRIPTION	SIZE IN MM	PRICE 2+
25T1169	Rectangular	1200L x 900W	£256.55
25T1170	Rectangular	1500L x 900W	£305.40
25T1171	Circular	1200D	£275.55
25T1172	Irregular Octagonal	1380L x 1000W	£292.55
25T1173	Equal Octagonal	1200L x 1200W	£292.55
25T1174	Oval	1610L x 900W	£370.55

- Circular table not available in 590mm height
- *Silver and White Frames are non-returnable

TABLE HEIGHTS:

590mm, 640mm, 710mm, 760mm




Edge:



MDF

Frame colours:



5 Premium Tilt Top Dining Tables



Laminate top colours:



These tilt top tables are perfect for use in dining rooms as they are easy to open, close then wheel away and store. They are available in a range of laminate top colours with a Spray PU edge and are supplied with 4 locking castors.

CODE	DESCRIPTION	SIZE IN MM	PRICE 2+
25T1175	Rectangular	1200L x 900W	£265.30
25T1176	Rectangular	1500L x 900W	£314.15
25T1177	Circular	1200D	£284.30
25T1178	Irregular Octagonal	1380L x 1000W	£301.30
25T1179	Equal Octagonal	1200L x 1200W	£301.30
25T1180	Oval	1610L x 900W	£379.30

- Circular table not available in 590mm height

TABLE HEIGHTS:

590mm, 640mm, 710mm, 760mm



Spray PU edge colours:



Frame:



Silver



DISPLAY BOARDS

Whiteboards	94
Mobile Boards	96
Easels	97
Lapboards	98
Noticeboards	100
Flameshield Boards	102
Accents Range	104
Eco Boards	105
Outdoor Boards	106

5 Non-Magnetic Whiteboards



The non-magnetic "Drymaster" double-sided whiteboards are plain on one side with a faint gridguide of 25mm squares on the reverse which is virtually undetectable to the onlooker.

CODE	SIZE IN MM	PRICE
25BD1181	900W x 600H	£30.90
25BD1182	1200W x 900H	£47.20
25BD1183	1200W x 1200H	£57.40
25BD1184	1500W x 1200H	£65.55
25BD1185	1800W x 1200H	£81.65
25BD1186	2400W x 1200H	£106.00

- 300mm pen ledge
- Wall fixings are included
- Aluminium frame with rounded corners

5 Magnetic Coated Steel Whiteboards



The magnetic coated steel whiteboards are a less costly alternative to the vitreous enamel steel option. They come with a magnetic dry wipe single-sided surface, an aluminium frame, rounded safety corners and concealed corner fixings.

CODE	SIZE IN MM	PRICE
25BD1187	900W x 600H	£31.65
25BD1188	1200W x 900H	£54.35
25BD1189	1200W x 1200H	£74.90
25BD1190	1500W x 1200H	£86.05
25BD1191	1800W x 1200H	£98.30
25BD1192	2400W x 1200H	£127.70

- 300mm pen ledge
- Wall fixings are included

25 Premium VES Magnetic Whiteboards



Our Premium vitreous enamel steel plain whiteboards offer the ultimate dry wipe single-sided surface. They come with an aluminium frame, rounded safety corners and concealed corner fixings.

CODE	SIZE IN MM	PRICE
25BD1193	900W x 600H	£51.15
25BD1194	1200W x 900H	£85.85
25BD1195	1200W x 1200H	£108.50
25BD1196	1500W x 1200H	£135.75
25BD1197	1800W x 1200H	£148.60
25BD1198	2400W x 1200H	£193.35

- 300mm pen ledge
- Wall fixings are included

5 Non-Magnetic Lines Boards

These non-magnetic whiteboards come with 75mm lines perfect for teaching and training environments supplied with a satin Silver anodised aluminium frame and concealed corner fixings.

CODE	SIZE IN MM	PRICE
25BD1199	900W x 600H	£100.35
25BD1200	1200W x 900H	£104.30
25BD1201	1200W x 1200H	£143.45
25BD1202	1500W x 1200H	£165.15
25BD1203	1800W x 1200H	£169.00
25BD1204	2400W x 1200H	£248.35

- 300mm pen ledge
- Wall fixings are included
- Aluminium frame with rounded corners



25 Magnetic Projection Boards

These dual use vitreous enamel steel projection boards have a semi-matt finish to reduce projection glare and a magnetic writing surface. The aluminium frame comes with rounded safety corners and concealed corner fixings.

CODE	SIZE IN MM	PRICE
25BD1205	1200W x 1200H	£175.35
25BD1206	1500W x 1200H	£222.80
25BD1207	1800W x 1200H	£271.40
25BD1208	2400W x 1200H	£316.15


- 300mm pen ledge
- Wall fixings are included



1 Whiteboard Accessories

The new re-useable magnetic dry wipe notelets are suitable for use on magnetic/metal surfaces and come in a pack of 40 including 10 of each colour: Yellow, Blue, Pink and Green. Also available is an assorted pack of drywipe marker pens and the dry wipe felt erasers.

CODE	DESCRIPTION	QUANTITY	PRICE
25ACC1209	Dry Wipe Marker Pens	Assorted Pack of 4	£14.80
25ACC1210	Dry Wipe Felt Eraser	Single	£14.80
25ACC1211	Dry Wipe Felt Eraser	Box of 12	£37.70
25ACC1212	Magnetic Notelets	Pack of 40	£17.35



5 Double Sided Mobile Whiteboards



The freestanding double-sided whiteboards come on a stand that is height adjustable by 210mm. The stands have locking castors, a stability bar and are fitted landscape as standard, a portrait fitting is available in 3 sizes as shown below. Magnetic boards only come with 2 plain sides.

CODE	DESCRIPTION	SIZE IN MM	PRICE
25BD1213	Non Magnetic	*900W x 600H	£106.25
25BD1214	Non Magnetic	*1200W x 900H	£118.50
25BD1215	Non Magnetic	1200W x 1200H	£127.70
25BD1216	Non Magnetic	*1500W x 1200H	£148.60
25BD1217	Non Magnetic	1800W x 1200H	£160.00
25BD1218	Magnetic	*900W x 600H	£114.05
25BD1219	Magnetic	*1200W x 900H	£130.60
25BD1220	Magnetic	1200W x 1200H	£147.15
25BD1221	Magnetic	*1500W x 1200H	£180.55
25BD1222	Magnetic	1800W x 1200H	£198.40

• Items marked * are available as a portrait fitting, please request at time of order

5 Double Sided Mobile Swivel Boards



The freestanding double-sided swivel whiteboards come on a mobile stand with locking castors and a stability bar. Magnetic boards only come with 2 plain sides.

CODE	DESCRIPTION	SIZE IN MM	PRICE
25BD1223	Non Magnetic	*900W x 1200H	£140.80
25BD1224	Non Magnetic	1200W x 900H	£140.80
25BD1225	Non Magnetic	1200W x 1200H	£153.65
25BD1226	Non Magnetic	1500W x 1200H	£167.80
25BD1227	Non Magnetic	1800W x 1200H	£183.15
25BD1228	Magnetic	*900W x 1200H	£194.55
25BD1229	Magnetic	1200W x 900H	£194.55
25BD1230	Magnetic	1200W x 1200H	£222.80
25BD1231	Magnetic	1500W x 1200H	£238.15
25BD1232	Magnetic	1800W x 1200H	£293.10

- Rotates 360°
- Tilt & lock in any position
- Items marked * come as portrait only

5 Junior Mobile Whiteboards



The freestanding, double-sided whiteboards come on a coated steel stand with braking castors and a stability bar. Choose from a non-magnetic or magnetic surface with a harlequin coloured frame.

CODE	DESCRIPTION	SIZE IN MM	PRICE
25BD1233	Non Magnetic	900W x 600H	£127.25
25BD1234	Non Magnetic	1200W x 900H	£136.95
25BD1235	Non Magnetic	1500W x 1200H	£166.35
25BD1236	Magnetic	900W x 600H	£157.50
25BD1237	Magnetic	1200W x 900H	£169.00
25BD1238	Magnetic	1500W x 1200H	£224.00

- Boards available Landscape or Portrait, add L or P to the code at the time of order
- Overall stand foot depth is 540mm
- Board is height adjustable by 210mm

1 Telescopic Easels

These telescopic, freestanding easels come with a non-magnetic or magnetic dry wipe surface with a sturdy metal stand which is height adjustable by 700mm. They are supplied with a full width pen ledge and a flipchart clamp which holds pads up to A1 size. The telescopic leg is designed for easy storage.

CODE	DESCRIPTION	SIZE IN MM	PRICE
25BD1239	Non Magnetic	600W x 900H	£65.30
25BD1240	Magnetic	750W x 1065H	£86.80

- Footprint 800W x 6756D
- Overall dimensions: 950W x 1650H



1 Mobile Easels

These mobile easels come with a flip chart clamp, are height adjustable by 250mm and are supplied with 5 castors.


The magnetic round base option comes in a range of 6 frame colours as shown below.

The star base is supplied with a non-magnetic or magnetic surface, comes complete with side bars for displaying multiple sheets (3 x A1) and the frame is supplied in Black only.

CODE	DESCRIPTION	SIZE IN MM	PRICE
25BD1241	Magnetic Round Base	680W x 900H	£124.85
25BD1242	Non Magnetic Star Base	740W x 1060H	£113.20
25BD1243	Magnetic Star Base	740W x 1060H	£127.25

- Overall dimensions: 1400W x 1900H

Frame options:



5 Mobile Magnetic Junior Easels

These magnetic easels come as a single or double-sided option with an adjustable mobile steel frame in 2 colours as shown below. The stand has 4 locking castors for safety and the board has an integral flip chart clamp and a big book display ledge.


CODE	DESCRIPTION	SIZE IN MM	PRICE
25BD1244	Single Sided	600W x 900H	£134.45
25BD1245	Double Sided	600W x 900H	£200.95

- Single sided footprint in mm is 652W x 642D
- Double sided footprint in mm is 652W x 664D
- Overall dimensions: 652W x 1350H

Frame options:



1 Wipe & Write Lapboards



These sturdy 3mm MDF unframed lapboards come in a variety of sizes. They are double sided and plain on both sides, printed in light grey so as not to distract pupils work.

CODE	DESCRIPTION	QUANTITY	SIZE IN MM	PRICE
25BD1246	A5 Plain	Pack of 35	209W x 150H	£47.20
25BD1247	A5 Plain	Pack of 100	209W x 150H	£131.90
25BD1248	A4 Plain	Pack of 35	297W x 209H	£53.05
25BD1249	A4 Plain	Pack of 100	297W x 209H	£142.10
25BD1250	A3 Plain	Pack of 10	420W x 297H	£37.70
25BD1251	A3 Plain	Pack of 30	420W x 297H	£84.85

These sturdy 3mm MDF unframed lapboards come in a variety of sizes. They are lined on one side and are plain on the other.

CODE	DESCRIPTION	QUANTITY	SIZE IN MM	PRICE
25BD1252	A4 Landscape 3 Lines	Pack of 35	297W x 209H	£56.55
25BD1253	A4 Landscape 3 Lines	Pack of 100	297W x 209H	£151.10
25BD1254	A4 Portrait 12 Lines	Pack of 35	209W x 297H	£56.55
25BD1255	A4 Portrait 12 Lines	Pack of 100	209W x 297H	£151.10
25BD1256	A3 Landscape 12 Lines	Pack of 10	420W x 297H	£37.70
25BD1257	A3 Landscape 12 Lines	Pack of 30	420W x 297H	£84.85
25BD1258	A3 Portrait 12 Lines	Pack of 10	297W x 420H	£37.70
25BD1259	A3 Portrait 12 Lines	Pack of 30	297W x 420H	£84.85

These sturdy 3mm MDF unframed lapboards come in a variety of sizes. They have a square grid on one side and are plain on the other.

CODE	DESCRIPTION	QUANTITY	SIZE IN MM	PRICE
25BD1260	A4 Squares	Pack of 35	297W x 209H	£56.55
25BD1261	A4 Squares	Pack of 100	297W x 209H	£151.10
25BD1262	A3 Squares	Pack of 10	420W x 297H	£37.70
25BD1263	A3 Squares	Pack of 30	420W x 297H	£84.85

These sturdy 3mm MDF unframed lapboards have handwriting examples and lines on one side and are plain on the other.

CODE	DESCRIPTION	QUANTITY	SIZE IN MM	PRICE
25BD1264	A4 Handwriting	Pack of 35	297W x 209H	£56.55
25BD1265	A4 Handwriting	Pack of 100	297W x 209H	£151.10

These sturdy 3mm MDF unframed lapboards have a 1-100 numbered grid on one side and a blank grid on the other.

CODE	DESCRIPTION	QUANTITY	SIZE IN MM	PRICE
25BD1266	A4 1-100 Grid	Pack of 35	297W x 209H	£56.55
25BD1267	A4 1-100 Grid	Pack of 100	297W x 209H	£151.10

These sturdy 3mm MDF unframed lapboards have a music score on one side and are plain on the other.

CODE	DESCRIPTION	QUANTITY	SIZE IN MM	PRICE
25BD1268	A3 Music	Pack of 35	297W x 209H	£56.55
25BD1269	A3 Music	Pack of 100	297W x 209H	£151.10

These sturdy 3mm MDF unframed lapboards come in a variety of sizes. They have a storyboard on one side and are plain on the other.

CODE	DESCRIPTION	QUANTITY	SIZE IN MM	PRICE
25BD1270	A3 Storyboard	Pack of 35	297W x 209H	£37.70
25BD1271	A3 Storyboard	Pack of 100	297W x 209H	£84.85

1 Rainbow Lapboards

These sturdy dry wipe lapboards are double sided and both sides are plain. They come with a colourful rainbow frame and magnetic or non magnetic options. The A4 sized lapboards come in packs of 10 and the A3 size in packs of 5.

CODE	DESCRIPTION	QUANTITY	SIZE IN MM	PRICE
25BD1272	A4 Non Magnetic	Pack of 10	293W x 209H	£37.70
25BD1273	A3 Non Magnetic	Pack of 5	418W x 293H	£37.70
25BD1274	A4 Magnetic	Pack of 10	293W x 209H	£47.20
25BD1275	A3 Magnetic	Pack of 5	418W x 293H	£47.20

- Double Sided
- For accessories see below



1 Flashcards

These sturdy 3mm MDF unframed, non magnetic write and wipe flashcards are plain on both sides. Ideal for whole class activities and a great aid to numeracy and literacy at primary school level.

CODE	DESCRIPTION	QUANTITY	SIZE IN MM	PRICE
25BD1276	Plain	Pack of 10	297W x 105H	£37.70
25BD1277	Plain	Pack of 5	297W x 105H	£103.70

- Double Sided
- For accessories see below



1 Accessories

These accessories are available for the lapboards, flashcards and chalk boards as shown.

CODE	DESCRIPTION	QUANTITY	PRICE
25ACC1278	Mini Duster	Pack of 30	£18.75
25ACC1279	Junior Dry Wipe Pens - Black	Pack of 10	£23.60
25ACC1280	White Chalk	Pack of 100	£13.15
25ACC1281	Assorted Colour Chalk	Pack of 100	£13.15
25ACC1282	Large Chalk Duster		£9.75



2 Unframed Felt Noticeboards



Unframed noticeboards with a felt cover wrapped over the edges and fixed on the reverse side. Suitable for portrait or landscape use, boards can be butted together to form a large display surface.

CODE	SIZE IN MM	PRICE
25BD1283	900W x 600H	£33.65
25BD1284	1200W x 900H	£46.60
25BD1285	1200W x 1200H	£61.85
25BD1286	1500W x 1200H	£69.75
25BD1287	*1800W x 1200H	£77.55
25BD1288	*2400W x 1200H	£86.90

- Wall fixings included
- Suitable for pins and staples
- *These boards come in 2 pieces

Colour options:



2 Aluminium Frame Noticeboards




These felt noticeboards come with an aluminium frame and are suitable for portrait or landscape use. They have rounded safety corners, concealed corner fixings and come in a range of 4 colours.

CODE	SIZE IN MM	PRICE
25BD1289	900W x 600H	£33.05
25BD1290	1200W x 900H	£45.55
25BD1291	1200W x 1200H	£53.45
25BD1292	1500W x 1200H	£66.85
25BD1293	1800W x 1200H	£76.70
25BD1294	2400W x 1200H	£94.70

- Wall fixings included
- Suitable for pins and staples

Colour options:



2 Wooden Framed Noticeboards



These environmentally friendly noticeboards are constructed from a high proportion of recycled material with a wood effect frame in Light Beech and a hardboard core. The felt fabric cover is available in four colours as shown below.

CODE	SIZE IN MM	PRICE
25BD1295	900W x 600H	£41.20
25BD1296	1200W x 900H	£50.80
25BD1297	1200W x 1200H	£61.45
25BD1298	1500W x 1200H	£72.05
25BD1299	1800W x 1200H	£77.45
25BD1300	2400W x 1200H	£97.85

- Wall fixings included
- Suitable for pins and staples

Colour options:



2 Single Door Noticeboards

Single door, lockable felt noticeboards with an aluminium frame. The doors are virtually shatterproof PETG and have an internal clearance of 20mm. The boards can be hung landscape or portrait style and the hinges are on the long side.

CODE	Description	SIZE IN MM	PRICE
25BD1301	Side Hinged	900W x 600H	£82.70
25BD1302	Side Hinged	900W x 1200H	£117.90
25BD1303	Side Hinged	1200W x 1200H	£148.60
25BD1304	Top Hinged	900W x 600H	£103.10
25BD1305	Top Hinged	900W x 1200H	£152.30
25BD1306	Top Hinged	1200W x 1200H	£165.15

- Wall fixings included
- Suitable for pins and staples

Colour options:



2 Double Door Noticeboards

Double door, lockable felt noticeboards with an aluminium frame. The doors are virtually shatterproof PETG and have an internal clearance of 20mm. Can be hung landscape only.

CODE	Description	SIZE IN MM	PRICE
25BD1307	Side Hinged	1800W x 1200H	£226.60
25BD1308	Side Hinged	2400W x 1200H	£272.70
25BD1309	Top Hinged	1800W x 1200H	£298.25
25BD1310	Top Hinged	2400W x 1200H	£327.65

- Wall fixings included
- Suitable for pins and staples

Colour options:



2 Sliding Lockable Noticeboards

These fully tamperproof felt noticeboards come with locking sliding doors that do not open outwards or upwards. They have a white coated aluminium casing that is 60mm wide with smooth sliding aluminium framed polycarbonate doors which come with a key lock only.

CODE	DESCRIPTION	SIZE IN MM	PRICE
25BD1311	Twin Sliding Door	1200W x 1200H	£393.70
25BD1312	Twin Sliding Door	1800W x 1200H	£462.10
25BD1313	Twin Sliding Door	2400W x 1200H	£614.50

- Wall fixings included
- Suitable for pins and staples

Colour options:



2 Unframed Flameshield Noticeboards



These unframed Flameshield noticeboards comply fully to Fire Retardant Standard Class (0) recommended for use in corridors and unsupervised areas. They have a fire rated "Tri-cord" Hessian cover with square edges and corners.

CODE	SIZE IN MM	PRICE
25BD1314	900W x 600H	£49.25
25BD1315	1800W x 600H	£94.95
25BD1316	1200W x 900H	£72.75
25BD1317	1200W x 1200H	£86.80
25BD1318	1500W x 1200H	£111.90
25BD1319	*1800W x 1200H	£129.65
25BD1320	*2400W x 1200H	£158.80

- Wall fixings included
- Suitable for pins and staples
- *These boards come in 2 pieces

Colour options:



2 Aluminium Flameshield Noticeboards



The aluminium framed Flameshield noticeboards comply fully to Fire Retardant Standard Class (0) as recommended for use in corridors and unsupervised areas. They have a fire rated "Tri-cord" Hessian fabric cover with rounded safety corners.

CODE	SIZE IN MM	PRICE
25BD1321	900W x 600H	£53.45
25BD1322	1200W x 900H	£76.70
25BD1323	1200W x 1200H	£96.65
25BD1324	1500W x 1200H	£116.30
25BD1325	1800W x 1200H	£134.45
25BD1326	2400W x 1200H	£175.35

- Wall fixings included
- Suitable for pins and staples

Colour options:



2 Flameshield Lockable Noticeboards



The Flameshield lockable noticeboards comply fully to Fire Retardant Standard Class (0) as recommended for use in corridors and unsupervised areas. They have a fire rated "Tri-cord" Hessian fabric cover, an aluminium frame and rounded safety corners. The doors are virtually shatterproof PETG and have an internal clearance of 20mm.

CODE	DESCRIPTION	SIZE IN MM	PRICE
25BD1327	Single Door	900W x 600H	£135.75
25BD1328	Single Door	900W x 1200H	£190.75
25BD1329	Single Door	1200W x 1200H	£238.15
25BD1330	Double Door	1800W x 1200H	£259.70
25BD1331	Double Door	2400W x 1200H	£423.70

- Wall fixings included
- Suitable for pins and staples

Colour options:



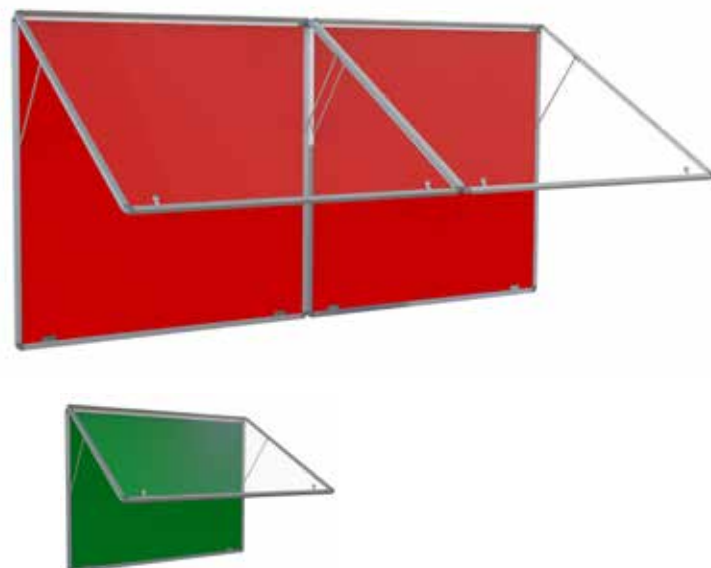
2 Flameshield Lockable Noticeboards

These Flameshield lockable noticeboards comply fully to Fire Retardant Standard Class (0) as recommended for use in corridors and unsupervised areas. These top-hinged boards have a fire rated "Tri-cord" Hessian fabric cover, an aluminium frame and rounded safety corners. The doors are virtually shatterproof PETG and have an internal clearance of 20mm.

CODE	DESCRIPTION	SIZE IN MM	PRICE
25BD1332	Single Door	900W x 600H	£176.70
25BD1333	Single Door	1200W x 900H	£238.15
25BD1334	Single Door	1200W x 1200H	£275.10
25BD1335	Double Door	1800W x 1200H	£412.05
25BD1336	Double Door	2400W x 1200H	£500.40

- Wall fixings included
- Suitable for pins and staples

Colour options:



2 Mobile Noticeboards

These mobile noticeboards have double-sided panels with an aluminium frame and are covered both sides with fire retardant felt. They are supplied with locking castors, the boards are easy to assemble and are height adjustable by 210mm.

CODE	DESCRIPTION	SIZE IN MM	PRICE
25BD1337	Landscape	1200W x 900H	£133.25
25BD1338	Landscape	1200W x 1200H	£163.95
25BD1339	Landscape	1500W x 1200H	£185.55
25BD1340	Landscape	1800W x 1200H	£195.90
25BD1341	Portrait	900W x 1200H	£133.25
25BD1342	Portrait	1200W x 1500H	£185.55

- Suitable for pins and staples

Colour options:



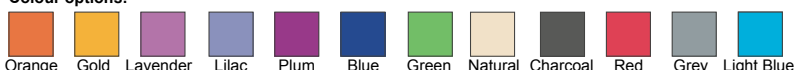
2 Mobile Insta-Wall

These sound absorbing mobile screens are ideal for temporary partitioning of large rooms, reception areas and halls. The lightweight but sturdy structure is safely and easily operated by one person and folds away when not in use. The superior design with full length piano hinges on each connected edge ensure the system is completely stable in any position including: straight line, bay, curve or right angle. Lockable castors are fitted to each panel.

CODE	DESCRIPTION	SIZE IN MM	PRICE
25BD1343	Three Screens	1800W x 1800H	£688.95
25BD1344	Five Screens	3000W x 1800H	£841.35
25BD1345	Seven Screens	4200W x 1800H	£1075.40

- Individual panel size 600W x 1800H

Colour options:



2 Unframed Noticeboards



The Accents unframed noticeboards have a felt covering which is wrapped around the edges and fixed on the reverse side. Suitable for portrait or landscape use.

CODE	SIZE IN MM	PRICE
25BD1346	900W x 600H	£46.25
25BD1347	1200W x 900H	£57.25
25BD1348	1200W x 1200H	£65.30
25BD1349	1500W x 1200H	£76.70
25BD1350	*1800W x 1200H	£82.10
25BD1351	*2400W x 1200H	£101.90

- Wall fixings included
- Suitable for pins and staples
- *These boards come in 2 pieces

Colour options:



2 Aluminium Framed Noticeboards



The Accents aluminium framed noticeboards have a felt cover and come with rounded safety corners and concealed corner fixings. Suitable for portrait or landscape use.

CODE	SIZE IN MM	PRICE
25BD1352	900W x 600H	£46.95
25BD1353	1200W x 900H	£56.55
25BD1354	1200W x 1200H	£69.40
25BD1355	1500W x 1200H	£81.50
25BD1356	1800W x 1200H	£89.20
25BD1357	2400W x 1200H	£107.30

- Wall fixings included
- Suitable for pins and staples

Colour options:



2 Tamperproof Noticeboards



The tamperproof noticeboards come with locking doors made from virtually shatterproof PETG. They have a felt cover with an aluminium frame and come with rounded safety corners and concealed corner fixings.

CODE	DESCRIPTION	SIZE IN MM	PRICE
25BD1358	Single Door Noticeboard	600W x 900H	£100.00
25BD1359	Single Door Noticeboard	900W x 1200H	£143.45
25BD1360	Single Door Noticeboard	1200W x 1200H	£163.95
25BD1361	Double Door Noticeboard	900W x 600H	£263.70
25BD1362	Double Door Noticeboard	1200W x 900H	£299.45

- Internal clearance between door and board is 20mm
- Double door models are landscape only
- Side hinged only.
- Wall fixings included
- Suitable for pins and staples

Colour options:



1 Resist-a-flame® Unframed Noticeboards

These Eco-Colour noticeboards are made from recycled waste material with acoustic properties to help reduce noise. They have been tested and classified to European 'Reaction to Fire' test standard and are suitable for use within sensitive public areas.

CODE	SIZE IN MM	PRICE
25BD1363	900W x 600H	£30.55
25BD1364	1200W x 900H	£50.70
25BD1365	1200W x 1200H	£66.50
25BD1366	1500W x 1200H	£80.75
25BD1367	1800W x 1200H	£96.60
25BD1368	2400W x 1200H	£124.20



Recycled colour options:



1 Resist-a-flame® Framed Noticeboards

These Eco-Colour noticeboards are made from recycled waste material with acoustic properties to help reduce noise. They come with an aluminium frame and have been tested and classified to European 'Reaction to Fire' test standard and are suitable for use within sensitive public areas.

CODE	SIZE IN MM	PRICE
25BD1369	900W x 600H	£45.55
25BD1370	1200W x 900H	£74.60
25BD1371	1200W x 1200H	£91.50
25BD1372	1500W x 1200H	£109.35
25BD1373	1800W x 1200H	£141.25
25BD1374	2400W x 1200H	£167.10



Recycled colour options:



1 Resist-a-flame® Tamperproof Noticeboards

These Eco-Colour noticeboards are made from recycled waste material with acoustic properties to help reduce noise. They come with an aluminium frame and have been tested and classified to European 'Reaction to Fire' test standard and the clear doors are tested separately to BS476 Part 7 and classified as Class 1.

CODE	DESCRIPTION	SIZE IN MM	PRICE
25BD1375	Single Door Noticeboard	900W x 600H	£106.15
25BD1376	Single Door Noticeboard	900W x 1200H	£147.85
25BD1377	Single Door Noticeboard	1200W x 1200H	£175.55
25BD1378	Double Door Noticeboard	1800W x 1200H	£268.10
25BD1379	Double Door Noticeboard	2400W x 1200H	£314.95

- Side hinged only
- Suitable for use in sensitive areas



Recycled colour options:



2 WeatherShield Outdoor Showcases



The WeatherShield showcases are fully weather resistant with a uniquely designed double seal and a fully enclosed case. Tested to the officially recognised IP55 test of dust and water ingress. The hinged double locking, gas strut assisted doors features fire rated and virtually shatterproof polycarbonate glazing and is supplied with a key lock as standard.

CODE	DESCRIPTION	SIZE IN MM	PRICE
25BD1380	Landscape (4 x A4)	742W x 555H	£261.20
25BD1381	Portrait (4 x A4)	560W x 735H	£261.20
25BD1382	Landscape (8 x A4)	1005W x 735H	£284.10
25BD1383	Portrait (9 x A4)	780W x 1031H	£312.30
25BD1384	Portrait (12 x A4)	1005W x 1031H	£358.30
25BD1385	Landscape (15 x A4)	1220W x 1031H	£381.45
25BD1386	Landscape (18 x A4)	1423W x 1031H	£410.85

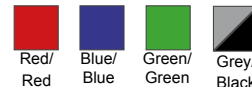
- Wall Mounted
- Freestanding option available, price on request
- Mix and match colour options are non-returnable



Colour Options with Aluminium frame:



Powder coated frame/felt options:



2 WeatherShield Outdoor Signage



The WeatherShield showcase is fully weather resistant with a uniquely designed double seal and fully enclosed case which prevents rain or moisture getting in. The showcase is mounted on a backing board which is personalised with a curved header text, a logo or crest beneath the text and a footer text to display your mission statement. The hinged double locking door features fire rated and virtually shatterproof polycarbonate glazing. There are gas strut assisted doors for ease of use.

CODE	DESCRIPTION	SIZE IN MM	PRICE
25BD1387	Portrait (12 x A4)	1005W x 1031H	£817.35


- Overall Sign Size: 1500W x 1400H
- Wall Mounted
- Freestanding option available, price on request
- Personalised signs are non-returnable



Matching felt/frame options:



Mixed felt/frame options:





CLASSROOM STORAGE

Harlequin Range	108
Gratnell Trays	112
Wooden Tray Units	112
Extra Deep Units	115
Book Trolleys	116
Metal Tray Units	117
Plan Chests	118

5 Tray Storage Units



The Harlequin range is a vibrant and interesting take on classroom furniture, just as reliable and durable as all of our other ranges, it puts a colourful spin on the units and is guaranteed to add fun to any classroom or learning environment. Comes supplied on castors.

CODE	DESCRIPTION	TRAYS	SIZE IN MM	PRICE
25TU1388	Single Bay	6	356W x 460D x 615H	£160.75
25TU1389	Double Bay	12	690W x 460D x 615H	£268.15
25TU1390	Triple Bay	18	1024W x 460D x 615H	£334.45
25TU1391	Triple Bay	24	1024W x 460D x 779H	£414.40

• Trays available in any of the Gratnell Tray colour options as shown on page 112



5 Jumbo Storage Unit



The Harlequin range is a vibrant and interesting take on classroom furniture, just as reliable and durable as all of our other ranges, it puts a colourful spin on the units and is guaranteed to add fun to any classroom or learning environment. Comes supplied on castors.

CODE	DESCRIPTION	TRAYS	SIZE IN MM	PRICE
25TU1392	Quad Bay	12	1358W x 460D x 1107H	£582.10

• Fits 12 Jumbo trays
• Trays available in any of the Gratnell Tray colour options as shown on page 112



5 Double Bay Shelf Units

The Harlequin range is a vibrant and interesting take on classroom furniture, just as reliable and durable as all of our other ranges, it puts a colourful spin on the units and is guaranteed to add fun to any classroom or learning environment. Comes supplied on castors.

CODE	TRAYS	SIZE IN MM	PRICE
25TU1393	8	690W x 460D x 789H	£282.40

- Comes with 2 Shelves
- Trays available in any of the Grattnell Tray colour options as shown on page 112



5 Triple Bay Shelf Units

The Harlequin range is a vibrant and interesting take on classroom furniture, just as reliable and durable as all of our other ranges, it puts a colourful spin on the units and is guaranteed to add fun to any classroom or learning environment. Comes supplied on castors.

CODE	TRAYS	SIZE IN MM	PRICE
25TU1394	10	1024W x 460D x 789H	£399.65

- Comes with 2 Shelves
- Trays available in any of the Grattnell Tray colour options as shown on page 112



7 Shelves

The Harlequin range is a vibrant and interesting take on classroom furniture, just as reliable and durable as all of our other ranges, it puts a colourful spin on the units and is guaranteed to add fun to any classroom or learning environment.

CODE	SHELVES	SIZE IN MM	PRICE
25TU1395	1	900W x 320D x 600H	£231.45
25TU1396	2	900W x 320D x 800H	£258.85
25TU1397	3	900W x 320D x 1200H	£286.25



5 Double Bay Kinderbox Units



The Harlequin range is a vibrant and interesting take on classroom furniture, just as reliable and durable as all of our other ranges, it puts a colourful spin on the units and is guaranteed to add fun to any classroom or learning environment. Comes supplied on castors.

CODE	TRAYS	SIZE IN MM	PRICE
25TU1398	8	690W x 460D x 671H	£315.25

- Comes with 4 bays
- Trays available in any of the Gratnell Tray colour options as shown on page 112

5 Triple Bay Kinderbox Units



The Harlequin range is a vibrant and interesting take on classroom furniture, just as reliable and durable as all of our other ranges, it puts a colourful spin on the units and is guaranteed to add fun to any classroom or learning environment. Comes supplied on castors.

CODE	TRAYS	SIZE IN MM	PRICE
25TU1399	12	1024W x 460D x 671H	£403.25

- Comes with 6 bays
- Trays available in any of the Gratnell Tray colour options as shown on page 112

5 Kinder Box



The Harlequin range is a vibrant and interesting take on classroom furniture, just as reliable and durable as all of our other ranges, it puts a colourful spin on the units and is guaranteed to add fun to any classroom or learning environment. Comes supplied on castors.

CODE	BAYS	SIZE IN MM	PRICE
25TU1400	4	1024W x 460D x 671H	£149.25

- Trays available in any of the Gratnell Tray colour options as shown on page 112

5 Big Book Holder

The Harlequin range is a vibrant and interesting take on classroom furniture, just as reliable and durable as all of our other ranges, it puts a colourful spin on the units and is guaranteed to add fun to any classroom or learning environment. Comes supplied on castors.

CODE	BAYS	SIZE IN MM	PRICE
25TU1401	6	695W x 504D x 760H	£353.35



5 Mobile Cupboard

The Harlequin range is a vibrant and interesting take on classroom furniture, just as reliable and durable as all of our other ranges, it puts a colourful spin on the units and is guaranteed to add fun to any classroom or learning environment. Comes supplied on castors.

CODE	SHELVES	SIZE IN MM	PRICE 2+
25TU1402	2	695W x 504D x 760H	£341.05

- This unit is lockable and supplied with 2 keys as standard



5 Gratnell Trays



All of the wooden units come with shallow trays as standard unless specified, although we can offer alternative size trays as long as they fit the unit.

CODE	DESCRIPTION	SIZE IN MM	PRICE
25ACC1403	Shallow	312W x 427D x 75H	£6.85
25ACC1404	Deep	312W x 427D x 150H	£10.00
25ACC1405	Extra Deep	312W x 430D x 225H	£13.35
25ACC1406	Jumbo	312W x 430D x 300H	£16.35

- Shallow trays come as standard
- Deep tray = 2 x shallow trays
- Extra deep tray = 3 x shallow trays
- Jumbo tray = 4 x shallow trays



Tray colours:



5 Single Bay Storage Units



Mobile tray storage units come with an 18mm MDF carcass with an 8mm backboard, lockable castors and come complete with shallow Gratnell trays as standard.

CODE	TRAYS	SIZE IN MM	PRICE OPEN UNIT	PRICE WITH DOOR
25TU1407 /D	5	356W x 460D x 533H	£108.85	£130.10
25TU1408 /D	6	356W x 460D x 615H	£125.15	£153.90
25TU1409 /D	7	356W x 460D x 697H	£141.45	£170.20
25TU1410 /D	8	356W x 460D x 779H	£157.75	£186.50
25TU1411 /D	9	356W x 460D x 861H	£188.45	£217.20
25TU1412 /D	10	356W x 460D x 943H	£204.75	£233.50
25TU1413 /D	12	356W x 460D x 1107H	£251.70	£280.45

- Single bay lock available, price on request
- Static with a plinth option at no extra charge
- Add 20mm to depth when choosing doors
- Add /D to your code if you require the unit with a door



Carcass colour options:



PLEASE ADD /D TO YOUR CODE IF YOU REQUIRE A UNIT WITH DOORS

5 Double Bay Storage Units

These storage units come with an 18mm MDF carcass with an 8mm backboard, a choice of lockable castors or a static plinth and come complete with shallow Gratnell trays as standard.

CODE	TRAYS	SIZE IN MM	PRICE OPEN UNIT	PRICE WITH DOORS
25TU1414 /D	10	690W x 460D x 533H	£219.10	£262.95
25TU1415 /D	12	690W x 460D x 615H	£237.35	£280.45
25TU1416 /D	14	690W x 460D x 697H	£269.90	£313.05
25TU1417 /D	16	690W x 460D x 779H	£288.15	£316.90
25TU1418 /D	18	690W x 460D x 861H	£320.75	£363.90
25TU1419 /D	20	690W x 460D x 943H	£324.55	£367.70
25TU1420 /D	24	690W x 460D x 1107H	£389.70	£432.85
25TU1421 /D	32*	690W x 460D x 1510H	£534.50	£606.40

- Double bay lock available, price on request
- Add 20mm depth when choosing doors
- 32* tray unit is static as standard

Carcass colour options:



Grey Maple Beech Oak White

PLEASE ADD /D TO YOUR CODE IF YOU REQUIRE A UNIT WITH DOORS



5 Triple Bay Storage Units

These storage units come with an 18mm MDF carcass with an 8mm backboard, a choice of lockable castors or a static plinth and come complete with shallow Gratnell trays as standard.

CODE	TRAYS	SIZE IN MM	PRICE OPEN UNIT	PRICE WITH DOORS
25TU1422 /D	15	1024W x 460D x 533H	£271.85	£329.35
25TU1423 /D	18	1024W x 460D x 615H	£279.65	£320.75
25TU1424 /D	21	1024W x 460D x 697H	£326.50	£369.60
25TU1425 /D	24	1024W x 460D x 779H	£345.90	£400.70
25TU1426 /D	27	1024W x 460D x 861H	£409.90	£467.40
25TU1427 /D	30	1024W x 460D x 943H	£444.40	£501.90
25TU1428 /D	36	1024W x 460D x 1107H	£527.80	£599.70
25TU1429 /D	48*	1024W x 460D x 1510H	£709.00	£780.90

- Triple bay lock available, price on request
- Add 20mm depth when choosing doors
- 48* tray unit is static as standard

Carcass colour options:



Grey Maple Beech Oak White

PLEASE ADD /D TO YOUR CODE IF YOU REQUIRE A UNIT WITH DOORS



5 Quad Bay Storage Units

These storage units come with an 18mm MDF carcass with an 8mm backboard, a choice of lockable castors or a static plinth and come complete with shallow Gratnell trays as standard.

CODE	TRAYS	SIZE IN MM	PRICE OPEN UNIT	PRICE WITH DOORS
25TU1430 /D	20	1358W x 460D x 533H	£353.35	£410.85
25TU1431 /D	24	1358W x 460D x 615H	£375.35	£432.90
25TU1432 /D	28	1358W x 460D x 697H	£411.80	£469.35
25TU1433 /D	32	1358W x 460D x 779H	£457.15	£511.90
25TU1434 /D	36	1358W x 460D x 861H	£527.80	£585.30
25TU1435 /D	40	1358W x 460D x 943H	£578.60	£607.35
25TU1436 /D	48*	1358W x 460D x 1107H	£637.10	£709.00

- Quad bay lock available, price on request
- Add 20mm depth when choosing doors
- 48* tray unit is static as standard

Carcass colour options:



Grey Maple Beech Oak White

PLEASE ADD /D TO YOUR CODE IF YOU REQUIRE A UNIT WITH DOORS



5 Double Bay Storage Units with Shelves



Tray colour options shown on page 112



These storage units come with an 18mm MDF carcass with an 8mm backboard, a choice of lockable castors or a static plinth and come complete with shallow Gratnell trays and shelf options as shown below.

CODE	TRAYS	SHELVES	SIZE IN MM	PRICE OPEN UNIT	PRICE WITH DOOR
25TU1437 /D	5	1 Adjustable	690W x 460D x 533H	£209.55	£252.70
25TU1438 /D	6	1 Adjustable	690W x 460D x 615H	£225.85	£268.95
25TU1439 /D	7	1 Adjustable	690W x 460D x 697H	£256.50	£285.25
25TU1440 /D	8	2 Adjustable	690W x 460D x 779H	£287.20	£330.35
25TU1441 /D	9	2 Adjustable	690W x 460D x 861H	£303.50	£346.65
25TU1442 /D	10	2 Adjustable	690W x 460D x 943H	£305.40	£348.55
25TU1443 /D	12	2 Adjustable	690W x 460D x 1107H	£352.40	£409.90

- Add 20mm to depth when choosing doors
- Door covers tray side only, price on request if a lock is required
- Add /D to your code if you require the unit with a door

Carcass colour options:



5 Triple Bay Storage Units with Shelves



These storage units come with an 18mm MDF carcass with an 8mm backboard, a choice of lockable castors or a static plinth and come complete with shallow Gratnell trays and shelf options as shown below.

CODE	TRAYS	SHELVES	SIZE IN MM	PRICE OPEN UNIT	PRICE WITH DOOR
25TU1444 /D	5	1 Adjustable	1024W x 460D x 533H	£252.70	£282.10
25TU1445 /D	6	1 Adjustable	1024W x 460D x 615H	£254.60	£284.75
25TU1446 /D	7	1 Adjustable	1024W x 460D x 697H	£299.65	£328.40
25TU1447 /D	8	2 Adjustable	1024W x 460D x 779H	£287.85	£315.25
25TU1448 /D	9	2 Adjustable	1024W x 460D x 861H	£346.65	£375.40
25TU1449 /D	10	2 Adjustable	1024W x 460D x 943H	£362.95	£391.70
25TU1450 /D	12	2 Adjustable	1024W x 460D x 1107H	£409.90	£438.65

- Add 20mm to depth when choosing doors
- Door covers tray side only, price on request if a lock is required
- Add /D to your code if you require the unit with a door

Carcass colour options:



5 Quad Bay Storage Units with Shelves



These storage units come with an 18mm MDF carcass with an 8mm backboard, a choice of lockable castors or a static plinth and come complete with shallow Gratnell trays and shelf options as shown below.

CODE	TRAYS	SHELVES	SIZE IN MM	PRICE OPEN UNIT	PRICE WITH DOORS
25TU1451 /D	10	1 Adjustable	1358W x 460D x 533H	£334.15	£406.05
25TU1452 /D	12	1 Adjustable	1358W x 460D x 615H	£381.15	£438.65
25TU1453 /D	14	1 Adjustable	1358W x 460D x 697H	£413.75	£471.25
25TU1454 /D	16	2 Adjustable	1358W x 460D x 779H	£431.95	£489.50
25TU1455 /D	18	2 Adjustable	1358W x 460D x 861H	£464.55	£522.05
25TU1456 /D	20	2 Adjustable	1358W x 460D x 943H	£525.90	£583.45
25TU1457 /D	24	2 Adjustable	1358W x 460D x 1107H	£562.35	£634.25

- Add 20mm to depth when choosing doors
- Door covers tray side only, price on request if a lock is required
- Add /D to your code if you require the unit with a door

Carcass colour options:



PLEASE ADD /D TO YOUR CODE IF YOU REQUIRE A UNIT WITH DOORS

5 Single Bay Storage Units

Mobile tray storage units come with an 18mm MDF carcass with an 8mm backboard, lockable castors and come complete with extra deep Gratnell trays.

CODE	TRAYS	SIZE IN MM	PRICE OPEN UNIT	PRICE WITH DOOR
25TU1458 /D	2	356W x 460D x 615H	£149.60	£171.55
25TU1459 /D	3	356W x 460D x 861H	£196.35	£225.10
25TU1460 /D	4	356W x 460D x 1107H	£243.10	£271.85

- Single bay lock available, price on request
- Static with a plinth option at no extra charge
- Add 20mm to depth when choosing doors
- Add /D to your code if you require the unit with doors

Carcass colour options:



5 Double Bay Storage Units

Mobile tray storage units come with an 18mm MDF carcass with an 8mm backboard, lockable castors and come complete with extra deep Gratnell trays.

CODE	TRAYS	SIZE IN MM	PRICE OPEN UNIT	PRICE WITH DOORS
25TU1461 /D	4	690W x 460D x 615H	£257.45	£300.60
25TU1462 /D	6	690W x 460D x 861H	£307.80	£350.95
25TU1463 /D	8	690W x 460D x 1107H	£358.10	£401.25

- Double bay lock available, price on request
- Static with a plinth option at no extra charge
- Add 20mm to depth when choosing doors
- Add /D to your code if you require the unit with doors

Carcass colour options:



5 Triple Bay Storage Units

Mobile tray storage units come with an 18mm MDF carcass with an 8mm backboard, lockable castors and come complete with extra deep Gratnell trays.

CODE	TRAYS	SIZE IN MM	PRICE OPEN UNIT	PRICE WITH DOORS
25TU1464 /D	6	1024W x 460D x 615H	£336.55	£394.10
25TU1465 /D	9	1024W x 460D x 861H	£419.25	£476.75
25TU1466 /D	12	1024W x 460D x 1107H	£473.15	£545.05

- Triple bay lock available, price on request
- Static with a plinth option at no extra charge
- Add 20mm to depth when choosing doors
- Add /D to your code if you require the unit with doors

Carcass colour options:



PLEASE ADD /D TO YOUR CODE IF YOU REQUIRE A UNIT WITH DOORS

5 Mobile Book Trolleys



Popular mobile units with added storage/display to top. Fully mobile with an 18mm MDF carcass with lockable castors and comes complete with shallow Gratnell trays as standard.

CODE	DESCRIPTION	SIZE IN MM	PRICE
25TU1467	8 Tray Mobile Book Trolley	690W x 460D x 671H	£260.50
25TU1468	12 Tray Mobile Book Trolley	1024W x 460D x 671H	£322.95

- Supplied on lockable castors
- Shallow trays supplied as standard



Carcass colour options:



5 Mobile Book Trolleys



A popular mobile unit with added storage/display to top. Fully mobile with an 18mm MDF carcass with lockable castors and comes complete with shallow Gratnell trays as standard.

CODE	DESCRIPTION	SIZE IN MM	PRICE
25TU1469	12 Tray Mobile Book Trolley	690W x 460D x 900H	£309.25
25TU1470	18 Tray Mobile Book Trolley	1024W x 460D x 900H	£416.60

- Supplied on lockable castors
- Shallow trays supplied as standard



Carcass colour options:



5 Gratnell Trays



Shallow trays are supplied as standard in the colours shown. Other size trays available with these units.



Tray colours:



5 Single Bay Metal Frame Units

Rigid, fully welded steel frame storage units, supplied fully assembled. The units are mobile, unless stated otherwise, and supplied with shallow trays as standard. They come with a laminated top with a Spray PU edge.

CODE	ROWS	SIZE IN MM	PRICE 2+
25TU1471	6	366W x 435D x 610H	£176.75
25TU1472	7	366W x 435D x 690H	£204.75
25TU1473	8	366W x 435D x 770H	£216.50

- Deep or Jumbo trays can be supplied, price on request
- *Silver and White Frames are non-returnable


Laminate top colours:



Spray PU edge colours:



Frame colours:



Tray colours:



5 Double Bay Metal Frame Units

Rigid, fully welded steel frame storage units, supplied fully assembled. The units are mobile, unless stated otherwise, and supplied with shallow trays as standard. They come with a laminated top with a Spray PU edge.

CODE	TRAYS	SIZE IN MM	PRICE 2+
25TU1474	12	705W x 435D x 610H	£284.75
25TU1475	14	705W x 435D x 690H	£306.95
25TU1476	16	705W x 435D x 770H	£329.00
25TU1477	*36	705W x 435D x 1550H	£520.25

- Deep or Jumbo trays can be supplied, price on request
- *Static unit available only
- *Silver and White Frames are non-returnable


Laminate top colours:



Spray PU edge colours:



Frame colours:



Tray colours:



5 Triple Bay Metal Frame Units

Rigid, fully welded steel frame storage units, supplied fully assembled. The units are mobile, unless stated otherwise, and supplied with shallow trays as standard. They come with a laminated top with a Spray PU edge.

CODE	TRAYS	SIZE IN MM	PRICE 2+
25TU1478	18	1048W x 435D x 610H	£392.25
25TU1479	21	1048W x 435D x 690H	£424.75
25TU1480	24	1048W x 435D x 770H	£457.25
25TU1481	27	1048W x 435D x 783H	£492.75
25TU1482	*54	1048W x 435D x 1550H	£724.25
25TU1483	*60	1048W x 435D x 1710H	£789.25

- *Static unit available only
- *Silver and White Frames are non-returnable


Laminate top colours:



Spray PU edge colours:



Frame colours:



Tray colours:



5 A1 Plan Chests



These professional plan chests are manufactured in 18mm solid wood MDF in a choice of 5 colour options as shown below. Each unit has metal runners and bump resistant plastic edges. Due to the weight of these units certain options will be delivered in 2 sections that simply connect together with the supplied fittings.

CODE	DRAWERS	SIZE IN MM	PRICE
25PC1484	3	1010W x 705D x 466H	£440.35
25PC1485	4	1010W x 705D x 586H	£484.85
25PC1486	5	1010W x 705D x 706H	£543.75
25PC1487	6	1010W x 705D x 867H	£587.55
25PC1488	7	1010W x 705D x 987H	£661.55
25PC1489	8	1010W x 705D x 1107H	£734.80
25PC1490	9	1010W x 705D x 1227H	£808.75
25PC1491	10	1010W x 705D x 1347H	£882.05

• Static options available at no extra charge



Colour options:



5 A2 Plan Chests



These professional plan chests are manufactured in 18mm solid wood MDF in a choice of 5 colour options as shown below. Each unit has metal runners and bump resistant plastic edges. Due to the weight of these units certain options will be delivered in 2 sections that simply connect together with the supplied fittings.

CODE	DRAWERS	SIZE IN MM	PRICE
25PC1492	3	542W x 705D x 466H	£367.05
25PC1493	4	542W x 705D x 586H	£396.50
25PC1494	5	542W x 705D x 706H	£440.35
25PC1495	6	542W x 705D x 867H	£514.30
25PC1496	7	542W x 705D x 987H	£587.55
25PC1497	8	542W x 705D x 1107H	£661.55
25PC1498	9	542W x 705D x 1227H	£734.80
25PC1499	10	542W x 705D x 1347H	£108.75

• Static options available at no extra charge



Colour options:





LIBRARY FURNITURE

Bean Bags	120
Library Carpets	124
Flat Top Bookcases	132
Library Bookcases	134
Book Browsers	136
Kinder Boxes	136
Mobile Book Trolleys	136

1 Bean Bag Chairs




This supportive bean bag is exciting enough to make even the most reluctant reader pick up a book. The leatherette fabric is anti-microbial and flame retardant to the British Standards for school/educational environments. They are very robust and are water, urine and stain resistant.

CODE	DESCRIPTION	SIZE IN MM	PRICE
25BB1500	Primary School	700W x 700D	£78.75
25BB1501	Secondary School	800W x 800D	£93.75

- Easy clean, tear, puncture and stain resistant
- Indoor/outdoor fabric is also available in the colours below at no additional cost

Fabric colours:



1 Bean Bag Seats




The bean bag seat comes with a larger back and flatter seat than the standard bean bag chair. The leatherette fabric is anti-microbial and flame retardant to the British Standards for school/educational environments. They are very robust and are water, urine and stain resistant.

CODE	DESCRIPTION	SIZE IN MM	PRICE
25BB1502	Primary School	700W x 700D	£82.50
25BB1503	Secondary School	800W x 800D	£108.75

- Easy clean, tear, puncture and stain resistant
- Indoor/outdoor fabric is also available in the colours below at no additional cost

Fabric colours:



1 Bean Bag Slabs




The slab is a multi use bean bag: Lay it flat and it's a large floor cushion, on it's side it becomes a hammock seat, or prop it against the wall and you've got a chair. The leatherette fabric is anti-microbial and flame retardant to the British Standards for school/educational environments. They are very robust and are water, urine and stain resistant.

CODE	DESCRIPTION	SIZE IN MM	PRICE
25BB1504	Primary School	700W x 700D	£75.00
25BB1505	Secondary School	800W x 800D	£91.25

- Easy clean, tear, puncture and stain resistant
- Indoor/outdoor fabric is also available in the colours below at no additional cost

Fabric colours:



1 Bean Bag Stool


The bean bag stool is easy to move around, stack away and is ideal for group interaction in the classroom and library areas. The leatherette fabric is anti-microbial and flame retardant to the British Standards for school/educational environments. They are very robust and are water, urine and stain resistant.

CODE	DESCRIPTION	SIZE IN MM	PRICE
25BB1506	Primary School	500W x 400D	£57.50

- Easy clean, tear, puncture and stain resistant
- Indoor/outdoor fabric is also available in the colours below at no additional cost



Fabric colours:



1 Bean Bag Circle

The bean bag circle is a great seating solution for primary classroom interaction. The leatherette fabric is anti-microbial and flame retardant to the British Standards for school/educational environments. They are very robust and are water, urine and stain resistant.

CODE	DESCRIPTION	SIZE IN MM	PRICE
25BB1507	Primary School	500W x 400D	£72.50

- Easy clean, tear, puncture and stain resistant
- Indoor/outdoor fabric is also available in the colours below at no additional cost



Fabric colours:



1 Bean Bag Square

The bean bag square is a functional shape that can be configured for efficient use of space. The leatherette fabric is anti-microbial and flame retardant to the British Standards for school/educational environments. They are very robust and are water, urine and stain resistant.

CODE	DESCRIPTION	SIZE IN MM	PRICE
25BB1508	Primary School	700W x 700D	£75.00

- Easy clean, tear, puncture and stain resistant
- Indoor/outdoor fabric is also available in the colours below at no additional cost



Fabric colours:



1 Animal Bean Bags



The pre-school and primary animal bean bag collection is ideal for stimulating young minds and look great in the classroom. The indoor/outdoor fabric is made from soft shower-proof and UV resistant material, ensuring the bean bags won't be damaged by sun or rain. They are flame retardant, water resistant and come with a tamperproof zip closure. Available in sets of 5 or as a full set of 10.

Set 1 includes Parrot, Bug, Mouse, Hedgehog & Penguin.
Set 2 includes Bee, Elephant, Ladybird, Panda & Owl.

CODE	DESCRIPTION	SIZE IN MM	PRICE
25BB1509	Set 1	1380L x 800W	£442.50
25BB1510	Set 2	1380L x 800W	£442.50
25BB1511	Full Set of 10	1380L x 800W	£882.50



1 Maths Cubes



The 3 piece primary maths cubes set is a brilliant tool to make maths fun and engaging for young minds. The indoor/outdoor fabric is made from soft shower-proof and UV resistant material, ensuring the bean bags won't be damaged by sun or rain. They are flame retardant, water resistant and come with a tamperproof zip closure. Set includes 2 x number cubes and 1 x maths symbol cube.

CODE	DESCRIPTION	SIZE IN MM	PRICE
25BB1512	Set of 3 Cubes	400L x 400W	£192.50




1 Classic Book Bean Bags

The classic primary book bean bag collection is ideal for stimulating young minds and look great in the classroom. The indoor/outdoor fabric is made from soft shower-proof and UV resistant material, ensuring the bean bags won't be damaged by sun or rain. They are flame retardant, water resistant and come with a tamperproof zip closure.

Set 1 includes The Wonderful Wizard of Oz, Alice's Adventures in Wonderland and Peter Pan.

Set 2 includes Oliver Twist, The Jungle Book and Treasure Island.

CODE	DESCRIPTION	SIZE IN MM	PRICE
25BB1513	Set 1	1250L x 1000W	£397.50
25BB1514	Set 2	1250L x 1000W	£397.50
25BB1515	Set 3 - All 6 Books	1250L x 1000W	£793.75



1 Fruit & Veg Bean Bags

The pre-school and primary fruit & veg bean bag collection is ideal for stimulating young minds and look great in the classroom. The indoor/outdoor fabric is made from soft shower-proof and UV resistant material, ensuring the bean bags won't be damaged by sun or rain. They are flame retardant, water resistant and come with a tamperproof zip closure. Available as a set of 4 fruit, a set of 4 veg or as a full set of 8.

CODE	DESCRIPTION	SIZE IN MM	PRICE
25BB1516	Set of 4 Fruits	380D x 200H	£166.25
25BB1517	Set of 4 Veg	380D x 200H	£166.25
25BB1518	Set of 8 Fruit & Veg	380D x 200H	£266.25



5 A-Z Carpet



The A-Z carpet is designed specifically with Key Stage 1 Literary Curriculum relevance in mind. It is perfect for children to sit and enhance learning word and letter recognition in a fun, interactive way. The carpets are tightly bound around the edges to prevent fraying, it is abrasion resistant and meets all relevant safety standards.

CODE	DESCRIPTION	SIZE IN MM	PRICE
25MAT1519	A-Z Grid	2000W x 1500D	£78.95

- Crease Resistant
- Rhombus™ anti-skid Dura-Latex™ safety backing



5 Numbers Carpet



The colourful 1-100 Numbers carpet is great for basic numeracy skills encouraging children to learn through interaction and play. The carpets are tightly bound around the edges to prevent fraying, it is abrasion resistant and meets all relevant safety standards.

CODE	DESCRIPTION	SIZE IN MM	PRICE
25MAT1520	1-100 Numbers	2000W x 1500D	£78.95

- Crease Resistant
- Rhombus™ anti-skid Dura-Latex™ safety backing



5 Multiplication Carpet



The colourful Multiplication Grid carpet is specifically designed with Key Stage 1 Numeracy Curriculum relevance in mind. The carpets are tightly bound around the edges to prevent fraying, it is abrasion resistant and meets all relevant safety standards.

CODE	DESCRIPTION	SIZE IN MM	PRICE
25MAT1521	Multiplication Grid	2000W x 2000D	£204.95

- Crease Resistant
- Rhombus™ anti-skid Dura-Latex™ safety backing



5 Alphabet Carpet

The Alphabet carpet is designed specifically with Key Stage 1 Literary Curriculum relevance in mind. It is perfect for children to sit and enhance learning word, letter and picture associations using upper and lower case font and clearly identifiable pictures. The carpets are tightly bound around the edges to prevent fraying, it is abrasion resistant and meets all relevant safety standards.

CODE	DESCRIPTION	SIZE IN MM	PRICE
25MAT1522	Alphabet Pictures	3000W x 2000D	£259.95

- Crease Resistant
- Rhombus™ anti-skid Dura-Latex™ safety backing




5 Square Alphabet Carpet

The Square Alphabet carpet is designed specifically with Key Stage 1 Literary Curriculum relevance in mind. It is perfect for children to sit and enhance learning word, letter and picture associations using upper and lower case font and clearly identifiable pictures. The carpets are tightly bound around the edges to prevent fraying, it is abrasion resistant and meets all relevant safety standards.

CODE	DESCRIPTION	SIZE IN MM	PRICE
25MAT1523	Square Alphabet	2000W x 2000D	£204.95

- Crease Resistant
- Rhombus™ anti-skid Dura-Latex™ safety backing



5 World Map Carpet

Ideal for encouraging group discussions about the world, continents, countries, climates, animals and multicultural studies. Doubles up as a colourful backdrop for creative small world play. The carpets are tightly bound around the edges to prevent fraying, it is abrasion resistant and meets all relevant safety standards.

CODE	DESCRIPTION	SIZE IN MM	PRICE
25MAT1524	World Map	3000W x 2000D	£139.95

- Crease Resistant
- Light & Durable
- Rhombus™ anti-skid Dura-Latex™ safety backing



5 Zoo Carpet



Large, square placement carpet in a calming muted colour palette to seat up to 30 children. All featured animals are on the endangered species list, supporting group discussion and learning on animals and their habitats as well as wider exploration of conservation and the environment. The carpets are tightly bound around the edges to prevent fraying, it is abrasion resistant and meets all relevant safety standards.

CODE	DESCRIPTION	SIZE IN MM	PRICE
25MAT1525	Conservation Zoo	3000W x 3000D	£339.95

- Crease Resistant
- Rhombus™ anti-skid Dura-Latex™ safety backing



5 Woodland Animals Carpet



Large, brightly coloured square carpet, each placement spot is a unique colour and animal combination so every child can identify their own space. The carpets are tightly bound around the edges to prevent fraying, it is abrasion resistant and meets all relevant safety standards.

CODE	DESCRIPTION	SIZE IN MM	PRICE
25MAT1526	Woodland Animals	3000W x 3000D	£339.95

- Crease Resistant
- Rhombus™ anti-skid Dura-Latex™ safety backing



5 Natural World Mini Carpets



Pack of woodland themed indoor / outdoor carpet tiles which allow children to practice sums and number bonds. Pack includes numbers 0-10, corresponding objects for numbers relating to the theme as well as plus, minus and equals signs. Versatile indoor outdoor backing makes them suitable for use in any setting. The set comes complete with a holdall for easy storage.

CODE	DESCRIPTION	SIZE IN MM	PRICE
25MAT1527	35 Mini Carpets	400W x 400D	£164.95

- Crease Resistant
- Suitable for indoor and outdoor use



5 Under The Sea Carpet

Large, brightly coloured square carpet, featuring 30 sea life placements - perfect for supporting discussions around marine environments. The carpets are tightly bound around the edges to prevent fraying, it is abrasion resistant and meets all relevant safety standards.

CODE	DESCRIPTION	SIZE IN MM	PRICE
25MAT1528	Under The Sea	3000W x 3000D	£339.95

- Crease Resistant
- Rhombus™ anti-skid Dura-Latex™ safety backing



5 Emotions Carpet

This visually stimulating large square carpet has 12 different emotions and feelings with keywords to encourage group discussion. Children can choose an expression to sit on during reading and group lessons to encourage learning through interaction and play. The carpets are tightly bound around the edges to prevent fraying, it is abrasion resistant and meets all relevant safety standards.

CODE	DESCRIPTION	SIZE IN MM	PRICE
25MAT1529	Emotions	3000W x 3000D	£339.95

- Crease Resistant
- Rhombus™ anti-skid Dura-Latex™ safety backing



5 Fruits Carpet

Large, brightly coloured square carpet, each placement area identifiable by a cross section of fruit. Perfect for promoting healthy eating within the classroom. The carpets are tightly bound around the edges to prevent fraying, it is abrasion resistant and meets all relevant safety standards.

CODE	DESCRIPTION	SIZE IN MM	PRICE
25MAT1530	Fruit	3000W x 3000D	£339.95

- Crease Resistant
- Rhombus™ anti-skid Dura-Latex™ safety backing




5 Leaves Carpets



Neutral placement carpets that are perfect for creating a calm atmosphere in the classroom, as well as promoting quiet time and child wellbeing. The large carpet features 30 placement spots with leaf design. The small carpet features 16 placement spots with additional carving detail for sensory exploration. Both are easy to spot clean, are stain resistant and have tightly bound edges to prevent fraying.

CODE	DESCRIPTION	SIZE IN MM	PRICE
25MAT1531	Small Carpet	2000W x 2000L	£204.95
25MAT1532	Large Carpet	3000W x 3000L	£339.95

- Crease Resistant
- Rhombus™ anti-skid Dura-Latex™ safety backing



5 Pebbles Carpets



Neutral placement carpets that are perfect for creating a calm atmosphere in the classroom, as well as promoting quiet time and child wellbeing. The large carpet features 30 placement spots with leaf design. The small carpet features 16 placement spots with additional carving detail for sensory exploration. Both are easy to spot clean, are stain resistant and have tightly bound edges to prevent fraying.

CODE	DESCRIPTION	SIZE IN MM	PRICE
25MAT1533	Small Carpet	2000W x 2000L	£204.95
25MAT1534	Large Carpet	3000W x 3000L	£339.95

- Crease Resistant
- Suitable for indoor and outdoor use



5 Tree Stump Carpet

This neutral placement carpet has 24 different tree stump placement spots, helping to bring the outdoors into the classroom. and help create a calm atmosphere, as well as promoting quiet time and child wellbeing. The carpet has tightly bound edges to prevent fraying and is easy to spot

CODE	DESCRIPTION	SIZE IN MM	PRICE
25MAT1535	Indoor Carpet	2000W x 3000L	£259.95

- Crease Resistant
- Suitable for indoor and outdoor use



5 Life Cycle Carpet

An excellent carpet for learning about life cycles and encouraging group discussion around this key topic. This carpet shows four examples of life cycles in the natural world covering both the animal and plant kingdoms. Designed to encourage learning through interaction and play, building confidence and a love of learning. The carpet has tightly bound edges to prevent fraying and is easy to

CODE	DESCRIPTION	SIZE IN MM	PRICE
25MAT1536	Indoor Carpet	2000D	£204.95

- Crease Resistant
- Rhombus™ anti-skid Dura-Latex™ safety backing



5 Seasons Carpet

The seasons carpet is great for exploring weather, seasons and months. Ideal for group learning, and offering many opportunities for group discussion, supporting Early Years Foundation Stage key learning area Understanding the World. Designed to encourage learning through interaction and play, building confidence and a love learning. The carpet has tightly bound edges to prevent fraying and is easy to spot clean and stain resistant.

CODE	DESCRIPTION	SIZE IN MM	PRICE
25MAT1537	Indoor Carpet	2000D	£204.95

- Crease Resistant
- Rhombus™ anti-skid Dura-Latex™ safety backing



5 Small World Road Map Carpets Set 1



A set of 4 1x1m road map carpets that depict different environments, perfect for small world play both indoors and outdoors. Designed with calming neutral tones and modern features, including electric car charging points and recycling bins, these carpets encourage child-initiated, independent play and promote physical development through wheeled toy play. Carpets can be placed in any combination next to each other, or can be used individually.

Set 1 features two urban squares and two country themed squares, all scaled for use with most model vehicles.

CODE	DESCRIPTION	SIZE IN MM	PRICE
25MAT1538	4 x Carpets	4 x 1000W x 1000L	£102.95

- If configured as a square total size would be 2 x 2m
- Easy to spot clean and stain resistant.
- Waterproof backing suitable for use indoors or outdoors



5 Small World Road Map Carpets Set 2



A set of 4 1x1m road map carpets that depict different environments, perfect for small world play both indoors and outdoors. Designed with calming neutral tones, supporting discussions around climate and the environment, these carpets encourage child-initiated, independent play and promote physical development through wheeled toy play. Carpets can be placed in any combination next to each other, or can be used individually.

Set 2 features four different environments; urban, desert, arctic and tropical, all scaled for use with most model vehicles.

CODE	DESCRIPTION	SIZE IN MM	PRICE
25MAT1539	4 x Carpets	4 x 1000W x 1000L	£102.95

- If configured as a square total size would be 2 x 2m
- Easy to spot clean and stain resistant.
- Waterproof backing suitable for use indoors or outdoors



5 Mindfulness Carpet



The Mindfulness carpet is ideal for creating a quiet and calming space in the classroom and promotes children's emotional health and wellbeing. The carpets are tightly bound around the edges to prevent fraying. It is abrasion resistant and meets all relevant safety standards.

CODE	DESCRIPTION	SIZE IN MM	PRICE
25MAT1540	Mindfulness Carpet	2000W x 2000D	£204.95

- Crease Resistant
- Rhombus™ anti-skid Dura-Latex™ safety backing



5 Yoga Position Carpet



The Yoga Position carpet can help with managing anxiety, improving concentration, development strength and flexibility. The carpet is tightly bound around the edges to prevent fraying. It is abrasion resistant and meets all relevant safety standards.

CODE	DESCRIPTION	SIZE IN MM	PRICE
25MAT1541	Yoga Carpet	2000W x 2000D	£204.95

- Crease Resistant
- Rhombus™ anti-skid Dura-Latex™ safety backing



5 Yoga Position Mini Carpets



The Yoga Position set of 32 mini carpets can help with managing anxiety, improving concentration, development strength and flexibility. The carpets are tightly bound around the edges to prevent fraying, it is abrasion resistant and meets all relevant safety standards. The set comes complete with a holdall for easy storage.

CODE	DESCRIPTION	SIZE IN MM	PRICE
25MAT1542	32 Mini Carpets	400W x 400D	£149.95

- Crease Resistant
- Suitable for indoor and outdoor use



5 Slimline Flat Top Bookcases



These single sided flat top bookcases are a high quality option to build yourself the perfect library. Comes with an 18mm MDF carcass with 18mm shelves and a choice of carcass and edging colours as shown below.

CODE	DESCRIPTION	SHELVES	SIZE IN MM	PRICE
25BC1543	Single sided	1	375W x 325D x 750H	£184.90
25BC1544	Single sided	2	375W x 325D x 900H	£198.60
25BC1545	Single sided	3	375W x 325D x 1200H	£212.30
25BC1546	Single sided	4	375W x 325D x 1500H	£245.15
25BC1547	Single sided	5	375W x 325D x 1800H	£272.55

• Grey, Maple, Oak and White options are non-returnable

Carcass colour options:



Edge colours:



5 Flat Top Bookcases



These single or double sided flat top bookcases are a high quality option to build yourself the perfect library. Comes with an 18mm MDF carcass with 18mm shelves and a choice of carcass and edging colours as shown below.

CODE	DESCRIPTION	SHELVES	SIZE IN MM	PRICE
25BC1548	Single sided	1	750W x 325D x 750H	£217.75
25BC1549	Single sided	2	750W x 325D x 900H	£245.15
25BC1550	Single sided	3	750W x 325D x 1200H	£272.55
25BC1551	Single sided	4	750W x 325D x 1500H	£299.95
25BC1552	Single sided	5	750W x 325D x 1800H	£327.35
25BC1553	Double sided	2	750W x 650D x 750H	£341.05
25BC1554	Double sided	4	750W x 650D x 900H	£368.40
25BC1555	Double sided	6	750W x 650D x 1200H	£436.90
25BC1556	Double sided	8	750W x 650D x 1500H	£491.70
25BC1557	Double sided	10	750W x 650D x 1800H	£546.50

• Grey, Maple, Oak and White options are non-returnable

Carcass colour options:



Edge colours:



5 Flat Top Cupboards



A flat top library cupboard with double doors and shelves. Comes with an 18mm MDF carcass with 18mm shelves and a choice of carcass and edging colours as shown below.

CODE	DESCRIPTION	SHELVES	SIZE IN MM	PRICE
25CP1558	Single sided	1	750W x 325D x 750H	£272.55
25CP1559	Single sided	2	750W x 325D x 900H	£299.95
25CP1560	Single sided	3	750W x 325D x 1200H	£327.35
25CP1561	Single sided	4	750W x 325D x 1500H	£362.95
25CP1562	Single sided	5	750W x 325D x 1800H	£395.80

• Grey, Maple, Oak and White options are non-returnable

Carcass colour options:



Edge colours:



5 Flat Top External Corner Bookcases

Ideal for corners or to finish a run of shelving units. Manufactured with an 18mm MDF carcass with 18mm adjustable shelves and a choice of carcass and edging colours as shown below.

CODE	DESCRIPTION	SHELVES	SIZE IN MM	PRICE
25BC1563	Corner	1	325W x 325D x 750H	£176.65
25BC1564	Corner	2	325W x 325D x 900H	£190.35
25BC1565	Corner	3	325W x 325D x 1200H	£217.75
25BC1566	Corner	4	325W x 325D x 1500H	£245.15
25BC1567	Corner	5	325W x 325D x 1800H	£272.55

• Grey, Maple, Oak and White options are non-returnable

Carcass colour options:



Edge colours:



5 Flat Top End Cap Bookcases

The end cap units fit on the end of a double sided bookcase. Manufactured with an 18mm MDF carcass with 18mm adjustable shelves and a choice of carcass and edging colours as shown below.

CODE	DESCRIPTION	SHELVES	SIZE IN MM	PRICE
25BC1568	End Cap	2	650W x 325D x 750H	£226.00
25BC1569	End Cap	4	650W x 325D x 900H	£245.15
25BC1570	End Cap	6	650W x 325D x 1200H	£258.85
25BC1571	End Cap	8	650W x 325D x 1500H	£286.25
25BC1572	End Cap	10	650W x 325D x 1800H	£321.85

• Grey, Maple, Oak and White options are non-returnable

Carcass colour options:



Edge colours:



5 Flat Top Internal Corner Bookcases

Ideal for corners as a space saving option and comes with adjustable shelves. Manufactured with an 18mm MDF carcass with 18mm shelves and a choice of carcass and edging colours as shown below.

CODE	DESCRIPTION	SHELVES	SIZE IN MM	PRICE
25BC1573	Corner	1	750W x 750W x 325D x 750H	£335.55
25BC1574	Corner	2	750W x 750W x 325D x 900H	£382.10
25BC1575	Corner	3	750W x 750W x 325D x 1200H	£423.20
25BC1576	Corner	4	750W x 750W x 325D x 1500H	£464.30
25BC1577	Corner	5	750W x 750W x 325D x 1800H	£513.60

• Grey, Maple, Oak and White options are non-returnable

Carcass colour options:



Edge colours:



5 Slimline Bookcases



These single sided slimline bookcases are a high quality option to build yourself the perfect library. Comes with an 18mm MDF carcass with 18mm shelves and a choice of carcass and edging colours as shown below.

CODE	DESCRIPTION	SHELVES	SIZE IN MM	PRICE
25BC1578	Single sided	1	375W x 325D x 750H	£217.75
25BC1579	Single sided	2	375W x 325D x 900H	£231.45
25BC1580	Single sided	3	375W x 325D x 1200H	£245.15
25BC1581	Single sided	4	375W x 325D x 1500H	£258.85
25BC1582	Single sided	5	375W x 325D x 1800H	£286.25

• Grey, Maple, Oak and White options are non-returnable

Carcass colour options:



Edge colours:



5 Library Bookcases



These single or double sided library bookcases are a high quality option to build yourself the perfect library. Comes with an 18mm MDF carcass with 18mm shelves and a choice of carcass and edging colours as shown below.

CODE	DESCRIPTION	SHELVES	SIZE IN MM	PRICE
25BC1583	Single sided	1	750W x 325D x 750H	£245.15
25BC1584	Single sided	2	750W x 325D x 900H	£258.85
25BC1585	Single sided	3	750W x 325D x 1200H	£286.25
25BC1586	Single sided	4	750W x 325D x 1500H	£313.65
25BC1587	Single sided	5	750W x 325D x 1800H	£341.05
25BC1588	Double sided	2	750W x 650D x 750H	£341.05
25BC1589	Double sided	4	750W x 650D x 900H	£376.65
25BC1590	Double sided	6	750W x 650D x 1200H	£445.10
25BC1591	Double sided	8	750W x 650D x 1500H	£505.40
25BC1592	Double sided	10	750W x 650D x 1800H	£560.15

• Grey, Maple, Oak and White options are non-returnable

Carcass colour options:



Edge colours:



5 Library Display Bookcases



These display bookcases are available as single or double units with adjustable shelves and an 18mm MDF carcass with 18mm shelves and a choice of carcass and edging colours.

CODE	DESCRIPTION	SHELVES	SIZE IN MM	PRICE
25BC1593	Single sided	1	750W x 325D x 750H	£272.55
25BC1594	Single sided	2	750W x 325D x 900H	£286.25
25BC1595	Single sided	3	750W x 325D x 1200H	£313.65
25BC1596	Single sided	4	750W x 325D x 1500H	£341.05
25BC1597	Single sided	5	750W x 325D x 1800H	£368.40
25BC1598	Double sided	2	750W x 650D x 750H	£409.50
25BC1599	Double sided	4	750W x 650D x 900H	£436.90
25BC1600	Double sided	6	750W x 650D x 1200H	£505.40
25BC1601	Double sided	8	750W x 650D x 1500H	£560.15
25BC1602	Double sided	10	750W x 650D x 1800H	£328.65

• Top shelf slanted for display purposes
• Grey, Maple, Oak and White options are non-returnable

Carcass colour options:



Edge colours:



5 Library Cupboards

A library cupboard with double doors and shelves. Comes with an 18mm MDF carcass with 18mm shelves and a choice of carcass and edging colours as shown below.

CODE	DESCRIPTION	SHELVES	SIZE IN MM	PRICE
25CP1603	Single sided	1	750W x 325D x 750H	£294.45
25CP1604	Single sided	2	750W x 325D x 900H	£321.85
25CP1605	Single sided	3	750W x 325D x 1200H	£349.25
25CP1606	Single sided	4	750W x 325D x 1500H	£376.65
25CP1607	Single sided	5	750W x 325D x 1800H	£404.05

• Grey, Maple, Oak and White options are non-returnable

Carcass colour options:



Edge colours:



5 Library Internal Corner Bookcases

Ideal for corners as a space saving option and comes with adjustable shelves. Manufactured with an 18mm MDF carcass with 18mm shelves and a choice of carcass and edging colours as shown below.

CODE	DESCRIPTION	SHELVES	SIZE IN MM	PRICE
25BC1608	Internal Corner	1	750W x 750W x 325D x 750H	£327.35
25BC1609	Internal Corner	2	750W x 750W x 325D x 900H	£368.40
25BC1610	Internal Corner	3	750W x 750W x 325D x 1200H	£423.20
25BC1611	Internal Corner	4	750W x 750W x 325D x 1500H	£464.30
25BC1612	Internal Corner	5	750W x 750W x 325D x 1800H	£505.40

• Grey, Maple, Oak and White options are non-returnable

Carcass colour options:



Edge colours:



5 Library Bookcases

Ideal for corners or to finish a run of shelving units. The end cap units fit on the end of a double sided bookcase and the external corner units fit at the end of a single run. Manufactured with an 18mm MDF carcass with 18mm adjustable shelves and a choice of carcass and edging colours as shown below.

CODE	DESCRIPTION	SHELVES	SIZE IN MM	PRICE
25BC1613	External Corner	1	325W x 325W x 325D x 750H	£171.20
25BC1614	External Corner	2	325W x 325W x 325D x 900H	£184.90
25BC1615	External Corner	3	325W x 325W x 325D x 1200H	£212.30
25BC1616	External Corner	4	325W x 325W x 325D x 1500H	£239.65
25BC1617	External Corner	5	325W x 325W x 325D x 1800H	£267.05
25BC1618	End Cap	2	650W x 325D x 750H	£217.75
25BC1619	End Cap	4	650W x 325D x 900H	£245.15
25BC1620	End Cap	6	650W x 325D x 1200H	£258.85
25BC1621	End Cap	8	650W x 325D x 1500H	£286.25
25BC1622	End Cap	10	650W x 325D x 1800H	£313.65

• Grey, Maple, Oak and White options are non-returnable

Carcass colour options:



Edge colours:



5 Library Book Browsers



These book browsers come with 4 top storage compartments and as either a mobile or static option. Manufactured with an 18mm MDF carcass and a choice of carcass and edging colours as shown below.

CODE	DESCRIPTION	SIZE IN MM	PRICE
25LBC1623	Mobile Book Browser	750W x 500D x 400H	£217.75
25LBC1624	Static Book Browser	750W x 500D x 700H	£245.15

• Grey, Maple, Oak and White options are non-returnable

Carcass colour options:



Edge colours:



5 Kinder Boxes



These kinder boxes come with top storage compartments with mobile or static options. Manufactured with an 18mm MDF carcass and a choice of carcass and edging colours as shown below.

CODE	DESCRIPTION	SIZE IN MM	PRICE
25LBC1625	Static Kinder Box	610W x 600D x 425H	£149.25
25LBC1626	Low Mobile Kinder Box	610W x 600D x 300H	£149.25
25LBC1627	Low Mobile Wide Kinder Box	1200W x 600D x 300H	£258.05

25LBC1628	Mobile Kinder Box with Shelf	610W x 600D x 465H	£190.35
25LBC1629	Mobile Kinder Box with Shelf	1200W x 600D x 465H	£294.45

• Grey, Maple, Oak and White options are non-returnable



Carcass colour options:



Edge colours:



5 Double Sided Mobile Book Trolleys



These mobile book trolleys are an ideal option for additional book storage space and is supplied on castors. Comes with an 18mm MDF carcass and a choice of carcass and edging colours as shown below.

CODE	DESCRIPTION	SIZE IN MM	PRICE
25LBC1630	Book Trolley 2 shelves	900W x 460D x 900H	£231.45
25LBC1631	Book Trolley with Storage Top	900W x 460D x 900H	£272.55

• Grey, Maple, Oak and White options are non-returnable

Carcass colour options:



Edge colours:





LOCKERS

Wooden Lockers	138
Giorgian Lockers	139
Steel Lockers	140
Media Lockers	144
Low Level Lockers	148

5 Wooden Lockers



All lockers come with a solid 18mm MDF carcass, are supplied with a lock to each door and are fitted with fold back safety hinges. The lockers come in 2 depths and a choice of door and carcass colours as shown below.

CODE	DESCRIPTION	OVERALL SIZE IN MM	PRICE
25L1632	Single Door	300W x 350D x 1370H	£231.45
25L1633	Two Door	300W x 350D x 1370H	£258.85
25L1634	Three Door	300W x 350D x 1370H	£286.25
25L1635	Single Door	300W x 450D x 1370H	£252.00
25L1636	Two Door	300W x 450D x 1370H	£272.55
25L1637	Three Door	300W x 450D x 1370H	£313.65

- Special sizes can be made and lockers can be nested, price on request
- Single door lockers come with 1 shelf and 2 coat pegs

Colour options:



5 Wooden Lockers



All lockers come with a solid 18mm MDF carcass, are supplied with a lock to each door and are fitted with fold back safety hinges. The lockers come in a choice of door and carcass colours as shown below.

CODE	DESCRIPTION	OVERALL SIZE IN MM	PRICE
25L1638	Single Door	400W x 400D x 1800H	£286.25
25L1639	Two Door	400W x 400D x 1800H	£313.65
25L1640	Three Door	400W x 400D x 1800H	£354.70
25L1641	Four Door	400W x 400D x 1800H	£382.10

- Single door lockers come with 1 shelf and 2 coat pegs

Colour options:



10 Kubbyclass Lockers

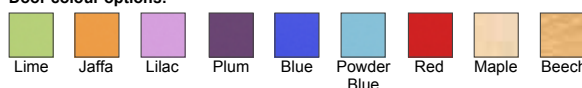


The Kubbyclass lockers are a premium option available in a variety of colours. The lockers are an 18mm MDF thick solid construction with solid 18mm back panels. The single door option comes with a shelf and 2 coat pegs. The hinges allow the doors to open a full 170° for easy access and they come with flush mounted metal handles.

CODE	DESCRIPTION	OVERALL SIZE IN MM	PRICE
25L1642	Single Door	400W x 320D x 1500H	£286.25
25L1643	Two Door	400W x 320D x 1500H	£313.65
25L1644	Three Door	400W x 320D x 1500H	£341.05

- Single door lockers come with 1 shelf and 2 coat pegs

Door colour options:



Carcass options:



10 Georgian Lockers

The Georgian lockers come with a 25mm MFC carcass, are supplied with either a pull key lock or a combination lock and are fitted with soft closing hinges. The lockers are available as a 2, 3 or 4 door option and are all supplied with hidden adjustable feet.

CODE	DESCRIPTION	DOORS	OVERALL SIZE IN MM	PRICE
25L1645	Pull Key Lock	2	394W x 430D x 834H	£240.95
25L1646	Pull Key Lock	3	394W x 430D x 1217H	£324.25
25L1647	Pull Key Lock	4	394W x 430D x 1600H	£423.95
25L1648	Combination Lock	2	394W x 430D x 834H	£240.95
25L1649	Combination Lock	3	394W x 430D x 1217H	£324.25
25L1650	Combination Lock	4	394W x 430D x 1600H	£423.95

- Special sizes can be made and lockers can be nested, price on request
- Internal dimensions: 358W x 400D x 355H



Standard Pull Lock Key



Combination Lock



Top colours:



10 Georgian Tall Lockers

The Georgian tall locker comes with a 25mm MFC carcass, is supplied with either a pull key lock or a combination lock and is fitted with soft closing hinges. The tall locker is available as a 2 tier option only and is supplied with hidden adjustable feet.

CODE	DESCRIPTION	DOORS	OVERALL SIZE IN MM	PRICE
25L1651	Pull Lock	2	394W x 430D x 1600H	£278.25
25L1652	Combination Lock	2	394W x 430D x 1600H	£278.25

- Special sizes can be made and lockers can be nested, price on request
- Internal dimensions: 358W x 400D x 734H



Standard Pull Lock Key



Combination Lock



Top colours:



Engineered to provide a quality, sturdy and robust locker that comes with a durable powder coated finish for a longer-life. All components are manufactured from 0.7mm mild steel with the exception of the doors and frame which are 0.9mm.



Standard Cam Lock

High quality microspring disc lock comes as standard with all lockers unless specified in your order. Supplied with 2 keys.



Hasp & Staple Lock

No cost option allowing easy use of padlock fitting (padlock not supplied). Please request at time of order.



Door Ventilation

All our steel locker doors come with corner ventilation, however we can offer the option for additional ventilation which will add approximately 5% to the price of the locker. Minimum quantities may be required, please contact us for availability and pricing.



Plastic Number Plate

Code: 25ACC1653 Price: £2.50

These will be supplied in numerical order for the number of doors ordered. However if you require a specific number sequence please specify at time of order.



Nesting Bolts

Code: 25ACC1654 Price: £8.75

Supplied in a pack of 100, these can be used to nest your lockers together in a longer run for stability.



Integral Sloping tops

Code: 25ACC1655 Price: £11.95

The optional sloping top prevents the accumulation of rubbish and is available on all standard 1780mm High lockers adding an additional height of 150mm.



Combination Lock

Code: 25ACC1656 Price: £29.95

An effective 4 digit code combination lock with up to 10,000 possible combinations. These locks are re-programmable and a master override key is sold separately.



Combination Lock Master Key

Code: 25ACC1657 Price: £14.25

This key is used to override and re-programme the combination lock.



1 Lockers 300W x 300D

Engineered to provide a quality, sturdy and robust locker that comes with a durable powder coated finish for a longer-life. All components are manufactured from 0.7mm mild steel with the exception of the doors and frame which are 0.9mm.

CODE	DESCRIPTION	OVERALL SIZE IN MM	SINGLE	NEST OF 2	NEST OF 3
25L1658	Single Door	300W x 300D x 1800H	£87.75	£165.25	£242.75
25L1659	Two Door	300W x 300D x 1800H	£114.95	£219.25	£323.75
25L1660	Three Door	300W x 300D x 1800H	£124.75	£238.75	£352.95
25L1661	Four Door	300W x 300D x 1800H	£133.25	£255.95	£378.75
25L1662	Five Door	300W x 300D x 1800H	£142.75	£274.95	£407.00
25L1663	Six Door	300W x 300D x 1800H	£164.25	£318.00	£471.95

• DUE TO FLUCTUATIONS IN STEEL COSTS PRICES MAY BE SUBJECT TO CHANGE

- These items are made to order and non-returnable
- Internal dimensions 236W x 268D
- Top shelf & double coat hook included in single locker
- Double coat hook included per compartment in 2 door locker
- Accessories available, as shown on page 140




MEETS BS 4680:1996
excluding size specification



FIRE ZERO
Tested & Certified



Door colour options:



Carcass colour options:



1 Lockers 300W x 380D

Engineered to provide a quality, sturdy and robust locker that comes with a durable powder coated finish for a longer-life. All components are manufactured from 0.7mm mild steel with the exception of the doors and frame which are 0.9mm.

CODE	DESCRIPTION	OVERALL SIZE IN MM	SINGLE	NEST OF 2	NEST OF 3
25L1664	Single Door	300W x 380D x 1800H	£94.25	£175.95	£257.50
25L1665	Two Door	300W x 380D x 1800H	£119.50	£226.25	£333.00
25L1666	Three Door	300W x 380D x 1800H	£131.25	£249.75	£368.50
25L1667	Four Door	300W x 380D x 1800H	£143.50	£274.50	£405.50
25L1668	Five Door	300W x 380D x 1800H	£148.25	£283.95	£419.75
25L1669	Six Door	300W x 380D x 1800H	£166.75	£320.75	£474.95

• DUE TO FLUCTUATIONS IN STEEL COSTS PRICES MAY BE SUBJECT TO CHANGE

- These items are made to order and non-returnable
- Internal dimensions 236W x 348D
- Top shelf & double coat hook included in single locker
- Double coat hook included per compartment in 2 door locker
- Accessories available, as shown on page 140



MEETS BS 4680:1996
excluding size specification



FIRE ZERO
Tested & Certified



Door colour options:



Carcass colour options:



1 Lockers 300W x 450D



Engineered to provide a quality, sturdy and robust locker that comes with a durable powder coated finish for a longer-life. All components are manufactured from 0.7mm mild steel with the exception of the doors and frame which are 0.9mm.

CODE	DESCRIPTION	OVERALL SIZE IN MM	SINGLE	NEST OF 2	NEST OF 3
25L1670	Single Door	300W x 450D x 1800H	£104.95	£193.95	£282.75
25L1671	Two Door	300W x 450D x 1800H	£128.25	£240.25	£352.50
25L1672	Three Door	300W x 450D x 1800H	£139.75	£263.50	£386.95
25L1673	Four Door	300W x 450D x 1800H	£149.75	£283.25	£416.95
25L1674	Five Door	300W x 450D x 1800H	£156.50	£296.95	£437.50
25L1675	Six Door	300W x 450D x 1800H	£178.95	£341.75	£504.50

• DUE TO FLUCTUATIONS IN STEEL COSTS PRICES MAY BE SUBJECT TO CHANGE

- These items are made to order and non-returnable
- Internal dimensions 236W x 418D
- Top shelf & double coat hook included in single locker
- Double coat hook included per compartment in 2 door locker
- Accessories available, as shown on page 140



MEETS BS 4680:1996
excluding size specification



Door colour options:



Carcass colour options:



1 Lockers 380W x 380D



Engineered to provide a quality, sturdy and robust locker that comes with a durable powder coated finish for a longer-life. All components are manufactured from 0.7mm mild steel with the exception of the doors and frame which are 0.9mm.

CODE	DESCRIPTION	OVERALL SIZE IN MM	SINGLE	NEST OF 2	NEST OF 3
25L1676	Single Door	380W x 380D x 1800H	£104.95	£193.95	£282.75
25L1677	Two Door	380W x 380D x 1800H	£128.25	£240.25	£352.50
25L1678	Four Door	380W x 380D x 1800H	£149.75	£283.25	£416.95
25L1679	Six Door	380W x 380D x 1800H	£178.95	£341.75	£504.50

• DUE TO FLUCTUATIONS IN STEEL COSTS PRICES MAY BE SUBJECT TO CHANGE

- These items are made to order and non-returnable
- Internal dimensions 316W x 348D
- Top shelf & double coat hook included in single locker
- Double coat hook included per compartment in 2 door locker
- Accessories available, as shown on page 140



MEETS BS 4680:1996
excluding size specification



Door colour options:



Carcass colour options:



1 Lockers 380W x 450D

Engineered to provide a quality, sturdy and robust locker that comes with a durable powder coated finish for a longer-life. All components are manufactured from 0.7mm mild steel with the exception of the doors and frame which are 0.9mm.

CODE	DESCRIPTION	OVERALL SIZE IN MM	SINGLE	NEST OF 2
25L1680	Single Door	380W x 450D x 1800H	£114.75	£213.50
25L1681	Two Door	380W x 450D x 1800H	£139.50	£262.95
25L1682	Four Door	380W x 450D x 1800H	£161.95	£307.75
25L1683	Six Door	380W x 450D x 1800H	£196.75	£375.95

• DUE TO FLUCTUATIONS IN STEEL COSTS PRICES MAY BE SUBJECT TO CHANGE

- These items are made to order and non-returnable
- Internal dimensions 316W x 418D
- Top shelf & double coat hook included in single locker
- Double coat hook included per compartment in 2 door locker
- Accessories available, as shown on page 140



MEETS BS 4680:1996
excluding size specification



FIRE ZERO
Tested & Certified



AC+IVE
anti-bacterial technology

Door colour options:



Carcass colour options:



1 Lockers 450W x 450D

Engineered to provide a quality, sturdy and robust locker that comes with a durable powder coated finish for a longer-life. All components are manufactured from 0.7mm mild steel with the exception of the doors and frame which are 0.9mm.

CODE	DESCRIPTION	OVERALL SIZE IN MM	SINGLE	NEST OF 2
25L1684	Single Door	450W x 450D x 1800H	£124.50	£233.25
25L1685	Two Door	450W x 450D x 1800H	£150.75	£285.75
25L1686	Three Door	450W x 450D x 1800H	£160.25	£304.25
25L1687	Four Door	450W x 450D x 1800H	£174.25	£332.25

• DUE TO FLUCTUATIONS IN STEEL COSTS PRICES MAY BE SUBJECT TO CHANGE

- These items are made to order and non-returnable
- Internal dimensions 386W x 418D
- Top shelf & double coat hook included in single locker
- Double coat hook included per compartment in 2 door locker
- Accessories available, as shown on page 140



MEETS BS 4680:1996
excluding size specification



FIRE ZERO
Tested & Certified



AC+IVE
anti-bacterial technology

Door colour options:



Carcass colour options:



Are you tired of locker solutions that just can't keep up with the demands of your environment? Look no further!

Our polyethylene lockers are built to thrive in even the toughest conditions where traditional steel lockers fall short.

- Splash proof
- Corrosion proof
- Vandal proof
- UV proof - anti-fade colours

Here's why our polyethylene lockers are the perfect fit for schools, leisure centres, and public areas:

- Robust and Rust-Proof:** Our polyethylene lockers are not only robust but also rust-proof, ensuring longevity even in wet area changing rooms and outdoor covered storage settings.
- Vandal Resistant:** With heightened vandal resistance, our lockers offer peace of mind in areas where security is paramount.
- Versatile Usage:** Plastic lockers can either be used outside under canopies or walkways or in damp and humid environments.
- Pre-Assembled Convenience:** No hassle with on-site assembly! Our lockers come fully pre-assembled, ready for use!
- Efficient Design:** The profiled top and recessed base of each quarto locker enable easy stacking.
- No More Obstructions:** Thanks to doors with a maximum opening angle of 90 degrees, adjacent lockers remain unobstructed, ensuring seamless access for users.

Upgrade your locker experience today with our durable polyethylene lockers – the ultimate solution for demanding environments!



Important note regarding locker installations

Wherever possible lockers should be secured to ensure stability. Single lockers should ideally be fixed back to a wall. Runs of lockers should be fixed together


1 Flat Top Plastic Lockers

Heavy duty plastic lockers supplied with a flat top come with a cam lock (supplied with 2 keys) or hasp and staple lock as standard. Available as a 3 or 4 door option. These lockers come pre-assembled, are splash proof, corrosion proof and ideal for schools, leisure centres and public areas.

CODE	DESCRIPTION	OVERALL SIZE IN MM	PRICE
25L3511	Three Door	385W x 500D x 1810H	£265.25
25L3512	Four Door	385W x 500D x 1810H	£318.25

- These items are made to order and non-returnable
- Padlocks are not supplied with the hasp and staple
- Locks are splash proof but not weather proof

Colour options:



1 Sloping Top Plastic Lockers

Heavy duty plastic lockers supplied with a sloping top come with a cam lock (supplied with 2 keys) or hasp and staple lock as standard. Available as a 3 or 4 door option. These lockers come pre-assembled, are splash proof, corrosion proof and ideal for schools, leisure centres and public areas. The sloping top prevents the accumulation of rubbish and adds an additional 148mm to the height of the locker.

CODE	DESCRIPTION	OVERALL SIZE IN MM	PRICE
25L3513	Three Door	385W x 500D x 1958H	£313.25
25L3514	Four Door	385W x 500D x 1958H	£366.25

- These items are made to order and non-returnable
- Padlocks are not supplied with the hasp and staple
- Locks are splash proof but not weather proof

Colour options:



1 Plastic Lockers Accessories

Accessories for the Plastic locker range including a sloping top which can be retrofitted, locker base, adjustable shelf and number plate as well as locks.

CODE	DESCRIPTION	OVERALL SIZE IN MM	PRICE
25L3515	Retrofit Sloping Top	385W x 500D x 1958H	£48.25
25L3516	Locker Base		£42.25



7 Premium Indoor Lockers



Designed and engineered to withstand the rigours of high use wet area environments. These lockers are manufactured with an aluminium carcass and 12mm solid grade laminate doors. The heavy duty, self closing hinges are concealed within the extruded aluminium frames for added strength and stability. The lockers are supplied with a cam lock and 2 keys or a hasp and staple lock for wet, humid or dry areas. The lockers are fully assembled and can be nested side by side.

CODE	DESCRIPTION	OVERALL SIZE IN MM	SINGLE
25L3521	Single Door	300W x 462D x 1800H	£378.75
25L3522	Two Door	300W x 462D x 1800H	£429.25
25L3523	Three Door	300W x 462D x 1800H	£497.25
25L3524	Four Door	300W x 462D x 1800H	£552.75
25L3525	Six Door	300W x 462D x 1800H	£728.50

25L3526	Single Door	300W x 512D x 1800H	£396.50
25L3527	Two Door	300W x 512D x 1800H	£452.75
25L3528	Three Door	300W x 512D x 1800H	£497.75
25L3529	Four Door	300W x 512D x 1800H	£571.25
25L3530	Six Door	300W x 512D x 1800H	£743.95

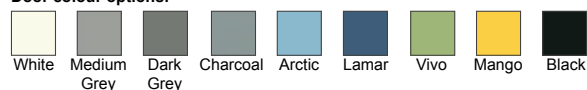
25L3531	Single Door	400W x 462D x 1800H	£418.00
25L3532	Two Door	400W x 462D x 1800H	£471.75
25L3533	Three Door	400W x 462D x 1800H	£552.75
25L3534	Four Door	400W x 462D x 1800H	£605.25
25L3535	Six Door	400W x 462D x 1800H	£806.50

• DUE TO FLUCTUATIONS IN ALUMINIUM COSTS PRICES MAY BE SUBJECT TO CHANGE

- These items are made to order and non-returnable
- Top shelf & double coat hook included in single locker
- Double coat hook included per compartment in 2 door locker



Door colour options:



7 Premium Outdoor Lockers

Designed and engineered to withstand the rigours of high use wet area environments. These lockers are manufactured with an aluminium carcass and 12mm solid grade laminate doors. The heavy duty, self closing hinges are concealed within the extruded aluminium frames for added strength and stability. The lockers are supplied with a cam lock and 2 keys or a hasp and staple lock for wet, humid or dry areas. The lockers are fully assembled and can be nested side by side.

Incorporating the benefits of the indoor locker, the outdoor locker features an additional integral door seal to ensure there is no water ingress into the locker compartment

CODE	DESCRIPTION	OVERALL SIZE IN MM	SINGLE
25L3536	Single Door	300W x 462D x 1800H	£438.00
25L3537	Two Door	300W x 462D x 1800H	£488.50
25L3538	Three Door	300W x 462D x 1800H	£556.75
25L3539	Four Door	300W x 462D x 1800H	£612.00
25L3540	Six Door	300W x 462D x 1800H	£787.95

25L3541	Single Door	300W x 512D x 1800H	£459.25
25L3542	Two Door	300W x 512D x 1800H	£515.50
25L3543	Three Door	300W x 512D x 1800H	£582.95
25L3544	Four Door	300W x 512D x 1800H	£634.25
25L3545	Six Door	300W x 512D x 1800H	£806.75

25L3546	Single Door	400W x 462D x 1800H	£487.95
25L3547	Two Door	400W x 462D x 1800H	£541.50
25L3548	Three Door	400W x 462D x 1800H	£622.50
25L3549	Four Door	400W x 462D x 1800H	£675.25
25L3550	Six Door	400W x 462D x 1800H	£877.25

• DUE TO FLUCTUATIONS IN ALUMINIUM COSTS PRICES MAY BE SUBJECT TO CHANGE

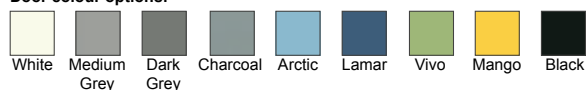
- These items are made to order and non-returnable
- Top shelf & double coat hook included in single locker
- Double coat hook included per compartment in 2 door locker



Integral Door Seals

This seal ensures there is no water ingress into the locker compartment

Door colour options:





We can provide the following optional extras for your Premium Indoor and Outdoor lockers including:

- Replacement Cam or Hasp & Staple locks
- Sloping tops
- * Numberplates
- Locker Stands
- Side Panels
- Plinths for stands

Please contact us for further information and a quote.



Single compartment
Double coat hook per compartment.

Two compartment
Fixed top shelf with double coat hook.

Three compartment

Four compartment


Six compartment



Heavy duty self-closing hinges engineered to prevent the doors opening across adjacent compartments



Concealed hinge within extruded aluminium frames engineered for added strength and stability



Flush Frame for zero gap when lockers are nested



CLOAKROOM

Budget Units	150
Budget Benches	150
Hanging Units	151
Benches	151
Wall Hanging Rails	151
Kubbyclass Units	152
Mobile Cloakroom	152
Coat Pegs	152

1 Budget Single Hanging Units



This cloakroom range is an ideal low cost alternative. All frames are constructed from robust 38mm square, thick walled tubing with welded joints for strength and durability. Comes flat packed and basic tools may be required.

CODE	DESCRIPTION	FRAME SIZE IN MM	HOOKS	PRICE
25HU1722	Single sided	1000W x 350D x 1840H	5	£237.95
25HU1723	Single sided	1500W x 350D x 1840H	8	£287.75
25HU1724	Single sided	2000W x 350D x 1840H	10	£406.95

- DUE TO FLUCTUATIONS IN STEEL COSTS THESE PRICES MAY BE SUBJECT TO CHANGE
- These items are made to order and non-returnable
- Silver frame with Beech slats and Grey hooks only
- Bench height 475mm



1 Budget Double Hanging Units



This cloakroom range is an ideal low cost alternative. All frames are constructed from robust 38mm square, thick walled tubing with welded joints for strength and durability. Comes flat packed and basic tools may be required.

CODE	DESCRIPTION	FRAME SIZE IN MM	HOOKS	PRICE
25HU1725	Double sided	1000W x 720D x 1840H	10	£441.95
25HU1726	Double sided	1500W x 720D x 1840H	16	£522.50
25HU1727	Double sided	2000W x 720D x 1840H	20	£735.50

- DUE TO FLUCTUATIONS IN STEEL COSTS THESE PRICES MAY BE SUBJECT TO CHANGE
- These items are made to order and non-returnable
- Silver frame with Beech slats and Grey hooks only
- Bench height 475mm



1 Budget Benches



CODE	DESCRIPTION	SIZE IN MM	PRICE
25B1728	Single Bench	1000W x 305D x 475H	£128.95
25B1729	Single Bench	1200W x 305D x 475H	£128.95
25B1730	Single Bench	1500W x 305D x 475H	£147.75
25B1731	Single Bench	2000W x 305D x 475H	£196.50
25B1732	Double Bench	1000W x 720D x 475H	£206.00
25B1733	Double Bench	1200W x 720D x 475H	£231.95
25B1734	Double Bench	1500W x 720D x 475H	£238.50
25B1735	Double Bench	2000W x 720D x 475H	£354.25

- DUE TO FLUCTUATIONS IN STEEL COSTS THESE PRICES MAY BE SUBJECT TO CHANGE
- These items are made to order and non-returnable
- Silver frame with Beech slats only

BUDGET BENCHES & HANGING UNITS ARE DELIVERED FLAT PACKED INCLUDING ALL NECESSARY FIXINGS. BASIC TOOLS MAY BE REQUIRED

1 Single Hanging Units

Constructed from robust frames with 50mm round, thick wall tubing and fully welded joints for strength and durability. All floor standing cloakroom units come with adjustable feet for ease of installation.

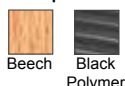
CODE	DESCRIPTION	FRAME SIZE IN MM	HOOKS	PRICE
25HU1736	Single sided	1000W x 350D x 1840H	5	£294.25
25HU1737	Single sided	1500W x 350D x 1840H	8	£355.75
25HU1738	Single sided	2000W x 350D x 1840H	10	£502.95

- Bench height 475mm
- These items are made to order and non-returnable

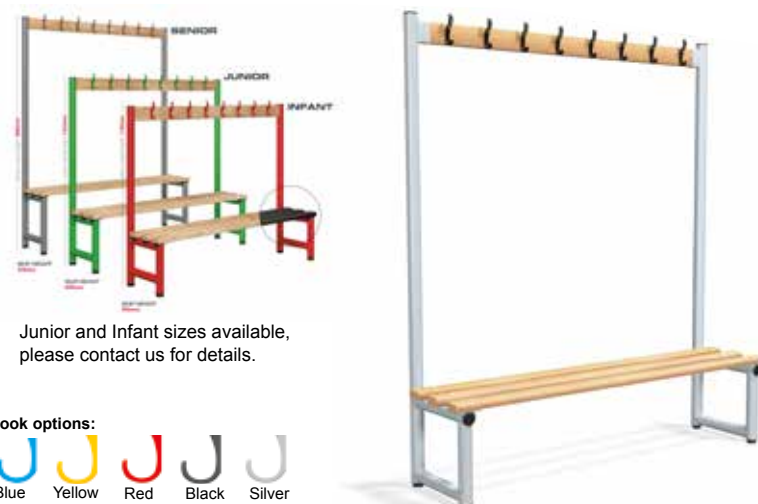
Frame colours:



Slat options:



Hook options:



Junior and Infant sizes available, please contact us for details.

1 Double Hanging Units

Constructed from robust frames with 50mm round, thick wall tubing and fully welded joints for strength and durability. All floor standing cloakroom units come with adjustable feet for ease of installation.


CODE	DESCRIPTION	FRAME SIZE IN MM	HOOKS	PRICE
25HU1739	Double sided	1000W x 720D x 1840H	10	£546.25
25HU1740	Double sided	1500W x 720D x 1840H	16	£645.95
25HU1741	Double sided	2000W x 720D x 1840H	20	£909.25

- Bench height 475mm
- These items are made to order and non-returnable

Frame colours:



Slat options:



Hook options:



Junior and Infant sizes available, please contact us for details.

1 Benches


CODE	DESCRIPTION	SIZE IN MM	PRICE
25B1742	Single Bench	1000W x 305D x 475H	£136.75
25B1743	Single Bench	1200W x 305D x 475H	£153.95
25B1744	Single Bench	1500W x 305D x 475H	£176.25
25B1745	Single Bench	2000W x 305D x 475H	£234.95
25B1746	Double Bench	1000W x 720D x 475H	£246.00
25B1747	Double Bench	1200W x 720D x 475H	£276.95
25B1748	Double Bench	1500W x 720D x 475H	£284.75
25B1749	Double Bench	2000W x 720D x 475H	£422.95

- 2 metre length comes with a skid frame only
- These items are made to order and non-returnable

Frame colours:



Slat options:




1 Coat Rails & Hooks

CODE	SIZE IN MM	HOOKS	PRICE
25RL1750	1000W	5	£65.95
25RL1751	1500W	8	£92.50
25RL1752	2000W	10	£117.00

Hook options:



Slat options:



5 Kubbyclass Hanging Units



Colour options:



Carcass options:



Hook options:



Kubbyclass Bench units are constructed with metal legs and frames, and are supplied with 2 floor tubes which can be used for floor fixing. They have solid 18mm MDF seats and rails with bump resistant PVC edges, and tough, durable coat hooks in a choice of colours.

They are supplied with a fitted storage shelf under the bench for shoes and bags. Available in 3 heights as shown below.

CODE	DESCRIPTION	FRAME SIZE IN MM	HOOKS	PRICE
25HU1753	Single Sided	1000W x 340D	10	£362.95
25HU1754	Single Sided	1200W x 340D	12	£423.20
25HU1755	Single Sided	1400W x 340D	14	£478.00
25HU1756	Single Sided	1600W x 340D	16	£532.80
25HU1757	Double Sided	1000W x 600D	20	£513.60
25HU1758	Double Sided	1200W x 600D	24	£573.85
25HU1759	Double Sided	1400W x 600D	28	£628.65
25HU1760	Double Sided	1600W x 600D	32	£683.45
25HU1761	Corner Unit	650W x 340D	8	£395.80

• Three heights available:

- 1100mm (seat height 350mm)
- 1400mm (seat height 380mm)
- 1700mm (seat height 460mm)

5 Cloakroom Stations



Colour options:



Hook options:



The static cloakroom station is single sided, made from 18mm MDF and available in a choice of 5 colours, as shown below. It is supplied with 8 tough, durable coat hooks and bottom storage bays. The mobile cloakroom station is double sided and manufactured as above with 16 coat hooks and 4 castors, 2 of which are locking.

CODE	DESCRIPTION	SIZE IN MM	HOOKS	PRICE
25HU1762	Single Sided	915W x 300D x 1000H	8	£321.85
25HU1763	Single Sided	915W x 300D x 1300H	8	£341.05
25HU1764	Double Sided	915W x 600D x 1000H	16	£368.40
25HU1765	Double Sided	915W x 600D x 1300H	16	£382.10

• Bespoke sizes available, price on request

5 Coat Rails



Colour options:



Hook options:



CODE	DESCRIPTION	SIZE IN MM	HOOKS	PRICE
25RL1766	Coat Rails	1000W x 150H	10	£68.45
25RL1767	Coat Rails	1200W x 150H	12	£80.80
25RL1768	Coat Rails	1400W x 150H	14	£89.00
25RL1769	Coat Rails	1600W x 150H	16	£101.35
25RL1770	Coat Rails	1800W x 150H	18	£115.05
25RL1771	Coat Rails	2000W x 150H	20	£128.75



OFFICE FURNITURE

Desk Screens	154
Floor Screens	156
Part Glazed Screens	157
Mobile Screens	157
Optimus Range	158
Georgian Range	164

5 Desk Mounted Fabric Screens



PLEASE ADD /P FOR PINNABLE OPTION

These desk mounted screens feature a PVC edging and come complete with two silver fixing brackets. They are available pinnable or non pinnable and can be fitted to 18 or 25mm tops.

CODE	DESCRIPTION	SIZE IN MM	NON PINNABLE PRICE	PINNABLE PRICE
25SC1772 /P	Rectangular	800W x 480H	£74.50	£101.50
25SC1773 /P	Rectangular	1000W x 480H	£76.25	£103.25
25SC1774 /P	Rectangular	1200W x 480H	£80.25	£107.25
25SC1775 /P	Rectangular	1400W x 480H	£83.95	£110.75
25SC1776 /P	Rectangular	1600W x 480H	£90.95	£117.75
25SC1777 /P	Rectangular	1800W x 480H	£93.25	£120.25
25SC1778 /P	Rectangular	2000W x 480H	£102.50	£129.50

- 380mm high option available, please specify at time of order
- Grey or Silver PVC edging
- For Cara fabric options see page 274

5 Desk Mounted Fabric Screens



CODE	DESCRIPTION	SIZE IN MM	NON PINNABLE PRICE	PINNABLE PRICE
25SC1779 /P	Curve	800W x 480H	£80.25	£107.25
25SC1780 /P	Curve	1000W x 480H	£84.95	£111.95
25SC1781 /P	Curve	1200W x 480H	£89.25	£116.00
25SC1782 /P	Curve	1400W x 480H	£92.75	£119.50
25SC1783 /P	Curve	1600W x 480H	£97.95	£124.95
25SC1784 /P	Curve	1800W x 480H	£103.25	£130.25
25SC1785 /P	Curve	2000W x 480H	£110.25	£137.25

- 380mm high option available, please specify at time of order
- Grey or Silver PVC edging
- For Cara fabric options see page 274

5 Desk Mounted Fabric Screens



CODE	DESCRIPTION	SIZE IN MM	NON PINNABLE PRICE	PINNABLE PRICE
25SC1786 /P	Arc	800W x 480H	£80.25	£107.25
25SC1787 /P	Arc	1000W x 480H	£84.95	£111.95
25SC1788 /P	Arc	1200W x 480H	£89.25	£116.00
25SC1789 /P	Arc	1400W x 480H	£92.75	£119.50
25SC1790 /P	Arc	1600W x 480H	£97.95	£124.95
25SC1791 /P	Arc	1800W x 480H	£103.25	£130.25
25SC1792 /P	Arc	2000W x 480H	£110.25	£137.25

- 380mm high option available, please specify at time of order
- Grey or Silver PVC edging
- For Cara fabric options see page 274

5 Desk Mounted Fabric Screens



CODE	DESCRIPTION	SIZE IN MM	NON PINNABLE PRICE	PINNABLE PRICE
25SC1793 /P	Wave	800W x 480H	£80.25	£107.25
25SC1794 /P	Wave	1000W x 480H	£84.95	£111.95
25SC1795 /P	Wave	1200W x 480H	£89.25	£116.00
25SC1796 /P	Wave	1400W x 480H	£92.75	£119.50
25SC1797 /P	Wave	1600W x 480H	£97.95	£124.95
25SC1798 /P	Wave	1800W x 480H	£103.25	£130.25
25SC1799 /P	Wave	2000W x 480H	£110.25	£137.25

- 380mm high option available, please specify at time of order
- Grey or Silver PVC edging
- For Cara fabric options see page 274

5 Leap Aluminium Screens

Leap aluminium screens are upholstered and come with a White or Silver surround and supplied with standard C clamps inset 250mm from each end.

CODE	DESCRIPTION	SIZE IN MM	PRICE
25SC1800	Rectangular	1000W x 320H	£130.75
25SC1801	Rectangular	1200W x 320H	£135.50
25SC1802	Rectangular	1400W x 320H	£144.25
25SC1803	Rectangular	1600W x 320H	£149.95
25SC1804	Rectangular	1800W x 320H	£154.75

- White or Silver edging
- For Cara fabric options see page 274



5 Desk Mounted Fabric Toolbar Screens

The desk mounted fabric screens will fit to all our desk & bench ranges except for the Kara range. Screens come with a single toolrail, ideal for hanging paper trays and pen pots.

CODE	DESCRIPTION	SIZE IN MM	NON PINNABLE PRICE	PINNABLE PRICE
25SC1805	Rectangular	1000W x 320H	£145.95	£172.95
25SC1806	Rectangular	1200W x 320H	£157.75	£187.50
25SC1807	Rectangular	1400W x 320H	£164.75	£198.00
25SC1808	Rectangular	1600W x 320H	£175.25	£213.25
25SC1809	Rectangular	1800W x 320H	£181.75	£221.50
25ACC1810	Metal Pen Pot			£21.25
25ACC1811	Metal A4 Paper Tray	Landscape		£39.95

- C clamp supplied as standard
- Accessories available in Black, White, Silver or Grey
- For Cara fabric options see page 274

Frame options:



5 Desk Mounted Acrylic Toolbar Screens

The desk mounted acrylic screens will fit to all our desk & bench ranges except for the Kara range. Screens come with a single toolrail, ideal for hanging paper trays and pen pots.

CODE	DESCRIPTION	SIZE IN MM	PRICE
25SC1812	Rectangular	1000W x 320H	£171.25
25SC1813	Rectangular	1200W x 320H	£183.50
25SC1814	Rectangular	1400W x 320H	£193.95
25SC1815	Rectangular	1600W x 320H	£206.25
25SC1816	Rectangular	1800W x 320H	£215.00
25ACC1817	Metal Pen Pot		£21.25
25ACC1818	Metal A4 Paper Tray	Landscape	£39.95

- C clamp supplied as standard
- Accessories available in Black, White, Silver or Grey

Screen colour options:



Frame options:



5 Floor Standing Fabric Screens




These floor standing screens are ideal for noise reduction and privacy. Available with a PVC trim to the top and sides and they come with one pair of T feet and 2 height adjustable glides in Dark Grey. Standard screens are 30mm thick, pinnable screens are 40mm thick. Optional linking is available, please see below.

CODE	SIZE IN MM	NON PINNABLE PRICE	PINNABLE PRICE
25SC1819 /P	1200W x 1000H	£123.50	£194.50
25SC1820 /P	1400W x 1000H	£127.50	£207.50
25SC1821 /P	1600W x 1000H	£131.50	£220.75
25SC1822 /P	1800W x 1000H	£164.75	£262.95
25SC1823 /P	1200W x 1200H	£134.95	£217.25
25SC1824 /P	1400W x 1200H	£138.95	£232.00
25SC1825 /P	1600W x 1200H	£144.00	£248.00
25SC1826 /P	1800W x 1200H	£169.25	£284.00
25SC1827 /P	1200W x 1400H	£140.75	£238.95
25SC1828 /P	1400W x 1400H	£152.75	£263.50
25SC1829 /P	1600W x 1400H	£160.75	£284.75
25SC1830 /P	1800W x 1400H	£176.00	£314.95
25SC1831 /P	1200W x 1600H	£141.75	£245.75
25SC1832 /P	1400W x 1600H	£153.75	£270.95
25SC1833 /P	1600W x 1600H	£165.75	£297.75
25SC1834 /P	1800W x 1600H	£178.95	£325.25
25SC1835 /P	1200W x 1800H	£170.95	£285.75
25SC1836 /P	1400W x 1800H	£174.95	£305.25
25SC1837 /P	1600W x 1800H	£178.95	£325.25
25ACC1838	Linking One Side	£11.50	
25ACC1839	Linking Both Sides	£22.95	
25ACC1840	3 Way Link	£14.50	
25ACC1841	4 Way Link	£17.25	

- For Cara fabrics see page 274
- PVC trim: Grey, Black, Silver or White

5 Floor Standing Vinyl Screens



These floor standing screens are ideal for noise reduction and privacy. Available with a PVC trim to the top and sides and they come with one pair of T feet and 2 height adjustable glides in Dark Grey. Standard screens are 30mm thick, pinnable screens are 40mm thick. Optional linking is available, please see panel above.

CODE	SIZE IN MM	NON PINNABLE PRICE	PINNABLE PRICE
25SC1842 /P	1200W x 1000H	£145.75	£216.75
25SC1843 /P	1400W x 1000H	£159.50	£239.50
25SC1844 /P	1600W x 1000H	£172.75	£261.75
25SC1845 /P	1800W x 1000H	£186.95	£285.25
25SC1846 /P	1200W x 1200H	£149.75	£232.00
25SC1847 /P	1400W x 1200H	£163.50	£256.75
25SC1848 /P	1600W x 1200H	£177.75	£281.75
25SC1849 /P	1800W x 1200H	£191.50	£306.50
25SC1850 /P	1200W x 1400H	£156.00	£254.50
25SC1851 /P	1200W x 1600H	£157.25	£261.25
25SC1852 /P	1200W x 1800H	£192.75	£307.50

- For Lexaire Paintbox Vinyl options see page 274

5 Part Glazed Screens

These floor standing screens are ideal for noise reduction and privacy. Available with a PVC trim to the top and sides and they come with one pair of T feet and 2 height adjustable glides in Dark Grey. Standard screens are 30mm thick, pinnable screens are 40mm thick. Optional linking is available.

CODE	SIZE IN MM	NON PINNABLE PRICE	PINNABLE PRICE
25SC1853 /P	1200W x 1000H	£323.50	£394.50
25SC1854 /P	1400W x 1000H	£327.50	£407.50
25SC1855 /P	1600W x 1000H	£331.50	£420.75
25SC1856 /P	1800W x 1000H	£364.75	£462.95
25SC1857 /P	1200W x 1200H	£334.95	£417.25
25SC1858 /P	1400W x 1200H	£338.95	£432.00
25SC1859 /P	1600W x 1200H	£344.00	£448.00
25SC1860 /P	1800W x 1200H	£369.25	£484.00
25SC1861 /P	1200W x 1400H	£340.75	£438.95
25SC1862 /P	1400W x 1400H	£352.75	£463.50
25SC1863 /P	1600W x 1400H	£360.75	£484.75
25SC1864 /P	1800W x 1400H	£376.00	£514.95
25SC1865 /P	1200W x 1600H	£341.75	£445.75
25SC1866 /P	1400W x 1600H	£353.75	£470.95
25SC1867 /P	1600W x 1600H	£365.75	£497.75
25SC1868 /P	1800W x 1600H	£378.95	£525.25
25SC1869 /P	1200W x 1800H	£370.95	£485.75
25SC1870 /P	1400W x 1800H	£374.95	£505.25
25SC1871 /P	1600W x 1800H	£378.95	£525.25
25ACC1872	Linking One Side	£11.50	
25ACC1873	Linking Both Sides	£22.95	
25ACC1874	3 Way Link	£14.50	
25ACC1875	4 Way Link	£17.25	

- For Cara fabrics see page 274
- PVC trim: Grey, Black, Silver or White

PLEASE ADD /P FOR PINNABLE OPTION



5 Mobile Screens

These mobile floor standing screens are supplied with lockable, soft wheel castors. They are upholstered with a layer of CMHR foam in Cara fabric or a vinyl option is available, price on request. They are 32mm thick, supplied with inline linking and a Silver metal surround.

CODE	SIZE IN MM	NON PINNABLE PRICE	PINNABLE PRICE
25SC1876 /P	1200W x 1200H	£294.50	£363.50
25SC1877 /P	1400W x 1200H	£301.25	£379.50
25SC1878 /P	1600W x 1200H	£307.50	£394.50
25SC1879 /P	1800W x 1200H	£337.25	£433.25
25SC1880 /P	1200W x 1600H	£316.00	£402.95
25SC1881 /P	*1400W x 1600H	£330.50	£429.25
25SC1882 /P	*1600W x 1600H	£345.25	£456.00
25SC1883 /P	*1800W x 1600H	£360.00	£482.95
25SC1884 /P	1200W x 1800H	£356.00	£452.00
25SC1885 /P	*1400W x 1800H	£360.75	£470.95
25SC1886 /P	*1600W x 1800H	£366.50	£489.25

- For Cara fabrics see page 274
- For Lexaire Paintbox Vinyl options see page 274, price on request
- * Not available in Vinyl option



10 Maestro Rectangular Desk



The Maestro rectangular desk comes with a fully welded double upright cantilever leg frame ensuring easy movement and space under the desk. Featuring durable 25mm melamine worktops, 3mm PVC edging and cable ports for simple cable management.


CODE	DESCRIPTION	SIZE IN MM	PRICE
25D3403	Rectangular Desk	800W x 800D x 725H	£185.00
25D3404	Rectangular Desk	1000W x 800D x 725H	£192.50
25D3405	Rectangular Desk	1200W x 800D x 725H	£198.25
25D3406	Rectangular Desk	1400W x 800D x 725H	£204.95
25D3407	Rectangular Desk	1600W x 800D x 725H	£211.75
25D3408	Rectangular Desk	1800W x 800D x 725H	£263.00

• Single cable ports on 800 and 1000 wide desks

Colour options:



Frame colours:



10 Maestro Rectangular Desk with Pedestal



The Maestro rectangular desk comes with a fully welded double upright cantilever leg frame ensuring easy movement and space under the desk. Featuring durable 25mm melamine worktops, 3mm PVC edging and cable ports for simple cable management. Available with a 2 or 3 drawer pedestal fitted to the left or right hand side.

CODE	DESCRIPTION	SIZE IN MM	PRICE
25DP3409	Desk with 2 Drawer Pedestal	1200W x 800D x 725H	£297.75
25DP3410	Desk with 2 Drawer Pedestal	1400W x 800D x 725H	£307.50
25DP3411	Desk with 2 Drawer Pedestal	1600W x 800D x 725H	£312.75
25DP3412	Desk with 2 Drawer Pedestal	1800W x 800D x 725H	£364.95
25DP3413	Desk with 3 Drawer Pedestal	1200W x 800D x 725H	£297.75
25DP3414	Desk with 3 Drawer Pedestal	1400W x 800D x 725H	£307.50
25DP3415	Desk with 3 Drawer Pedestal	1600W x 800D x 725H	£312.75
25DP3416	Desk with 3 Drawer Pedestal	1800W x 800D x 725H	£364.95

Colour options:



Frame colours:



10 Maestro Rectangular Desk with Two Pedestals




The Maestro rectangular desk comes with a fully welded double upright cantilever leg frame ensuring easy movement and space under the desk. Featuring durable 25mm melamine worktops, 3mm PVC edging and cable ports for simple cable management. Available with 2 fixed pedestals in the combinations as shown.

CODE	DESCRIPTION	SIZE IN MM	PRICE
25DP3417	2 x 2 Drawer Pedestals	1600W x 800D x 725H	£415.00
25DP3418	2 x 2 Drawer Pedestals	1800W x 800D x 725H	£467.95
25DP3419	2 x 3 Drawer Pedestals	1600W x 800D x 725H	£415.00
25DP3420	2 x 3 Drawer Pedestals	1800W x 800D x 725H	£467.95
25DP3421	2 + 3 Drawer Pedestal	1600W x 800D x 725H	£415.00
25DP3422	2 + 3 Drawer Pedestal	1800W x 800D x 725H	£467.95

Colour options:



Frame colours:



10 Maestro Wave Desk

The Maestro wave desk comes with a fully welded double upright cantilever leg frame ensuring easy movement and space under the desk. Featuring durable 25mm melamine worktops, 3mm PVC edging and cable ports for simple cable management.

CODE	DESCRIPTION	SIZE IN MM	PRICE
25D3423	Left Hand	1400W x 990D x 800D x 725H	£237.95
25D3424	Right Hand	1400W x 990D x 800D x 725H	£237.95
25D3425	Left Hand	1600W x 990D x 800D x 725H	£249.50
25D3426	Right Hand	1600W x 990D x 800D x 725H	£249.50



Colour options:



Frame colours:



10 Maestro Wave Desk with 2 Drawer Pedestal

The Maestro wave desk comes with a fully welded double upright cantilever leg frame ensuring easy movement and space under the desk. Featuring durable 25mm melamine worktops, 3mm PVC edging and cable ports for simple cable management. Available with a 2 drawer pedestal fitted to the 800 deep end.

CODE	DESCRIPTION	SIZE IN MM	PRICE
25DP3427	Left Hand	1400W x 990D x 800D x 725H	£341.00
25DP3428	Right Hand	1400W x 990D x 800D x 725H	£341.00
25DP3429	Left Hand	1600W x 990D x 800D x 725H	£352.95
25DP3430	Right Hand	1600W x 990D x 800D x 725H	£352.95



Colour options:



Frame colours:



10 Maestro Wave Desk with 3 Drawer Pedestal

The Maestro wave desk comes with a fully welded double upright cantilever leg frame ensuring easy movement and space under the desk. Featuring durable 25mm melamine worktops, 3mm PVC edging and cable ports for simple cable management. Available with a 3 drawer pedestal fitted to the 800 deep end.

CODE	DESCRIPTION	SIZE IN MM	PRICE
25DP3431	Left Hand	1400W x 990D x 800D x 725H	£341.00
25DP3432	Right Hand	1400W x 990D x 800D x 725H	£341.00
25DP3433	Left Hand	1600W x 990D x 800D x 725H	£352.95
25DP3434	Right Hand	1600W x 990D x 800D x 725H	£352.95



Colour options:



Frame colours:



10 Maestro Crescent Desk




The Maestro Crescent desk comes with a fully welded double upright cantilever leg frame with a full leg return ensuring easy movement and space under the desk. Featuring durable 25mm melamine worktops, 3mm PVC edging and cable ports for simple cable management.

CODE	DESCRIPTION	SIZE IN MM	PRICE
25D3435	Left Hand	1400W x 1200D x 800D x 600W x 725H	£285.75
25D3436	Right Hand	1400W x 1200D x 800D x 600W x 725H	£285.75
25D3437	Left Hand	1600W x 1200D x 800D x 600W x 725H	£307.95
25D3438	Right Hand	1600W x 1200D x 800D x 600W x 725H	£307.95
25D3439	Left Hand	1800W x 1200D x 800D x 600W x 725H	£350.25
25D3440	Right Hand	1800W x 1200D x 800D x 600W x 725H	£350.25

Colour options:



Frame colours:



10 Maestro Crescent Desk with Pedestal



The Maestro Crescent desk comes with a fully welded double upright cantilever leg frame with a full leg return ensuring easy movement and space under the desk. Featuring durable 25mm melamine worktops, 3mm PVC edging and cable ports for simple cable management. Available with a 2 drawer pedestal fitted to the 800 deep end.

CODE	DESCRIPTION	SIZE IN MM	PRICE
25DP3441	Left Hand	1600W x 1200D x 800D x 600W x 725H	£411.75
25DP3442	Right Hand	1600W x 1200D x 800D x 600W x 725H	£411.75
25DP3443	Left Hand	1800W x 1200D x 800D x 600W x 725H	£452.75
25DP3444	Right Hand	1800W x 1200D x 800D x 600W x 725H	£452.75

Colour options:



Frame colours:



10 Maestro Crescent Desk with Pedestal




The Maestro Crescent desk comes with a fully welded double upright cantilever leg frame with a full leg return ensuring easy movement and space under the desk. Featuring durable 25mm melamine worktops, 3mm PVC edging and cable ports for simple cable management. Available with a 3 drawer pedestal fitted to the 800 deep end.

CODE	DESCRIPTION	SIZE IN MM	PRICE
25DP3445	Left Hand	1600W x 1200D x 800D x 600W x 725H	£411.75
25DP3446	Right Hand	1600W x 1200D x 800D x 600W x 725H	£411.75
25DP3447	Left Hand	1800W x 1200D x 800D x 600W x 725H	£452.75
25DP3448	Right Hand	1800W x 1200D x 800D x 600W x 725H	£452.75

Colour options:



Frame colours:



5 Maestro Pedestals

The Maestro range of pedestals all come with lockable drawers with 2 keys and are supplied with silver handles. The low mobile options come with easy glide castors.

CODE	DESCRIPTION	SIZE IN MM	PRICE
25P3449	2 Drawer Low Mobile	426W x 600D x 567H	£175.95
25P3450	3 Drawer Low Mobile	426W x 600D x 567H	£175.95
25P3451	3 Drawer Narrow Under Desk	300W x 600D x 630H	£250.50
25P3452	3 Drawer Under Desk	426W x 600D x 630H	£259.75
25P3453	3 Drawer Desk High	426W x 600D x 725H	£250.50
25P3454	3 Drawer Desk High 800	426W x 800D x 725H	£274.50

Colour options:



5 Maestro Filing Cabinets

These secure filing cabinets are sleek, modern and practical, designed to accept both A4 files and foolscap suspension files. They come with fully lockable drawers with ball bearing runners and anti-tilt mechanism.

CODE	DESCRIPTION	SIZE IN MM	PRICE
25F3455	2 Drawer	480W x 655D x 730H	£252.25
25F3456	3 Drawer	480W x 655D x 1045H	£278.50
25F3457	4 Drawer	480W x 655D x 1360H	£325.75

- 2 and 3 Drawer filing cabinets not available in Grey Oak
- 537mm deep filing drawer with 35kg drawer capacity

Colour options:



5 Maestro Desk High Storage

The Maestro desk high storage comes with 25mm thick tops for increased strength with 18mm carcass and solid back panel. Supplied with one adjustable shelf and the cupboard option is lockable.

CODE	DESCRIPTION	SIZE IN MM	PRICE
25BC3458	Bookcase	800W x 600D x 725H	£133.95
25CP3459	Cupboard	800W x 600D x 725H	£187.50

Colour options:




5 Maestro Bookcases



These bookcases come with an 18mm carcass, 25mm thick tops and 470mm deep shelves to easily fit all A4 ring binders and lever arch files. The shelves are adjustable but the 4 and 5 shelf units have a fixed central shelf for stability.

CODE	DESCRIPTION	SIZE IN MM	PRICE
25BC3460	1 Shelf	800W x 470D x 740H	£135.50
25BC3461	2 Shelves	800W x 470D x 1090H	£153.25
25BC3462	3 Shelves	800W x 470D x 1440H	£203.95
25BC3463	4 Shelves	800W x 470D x 1790H	£264.25
25BC3464	5 Shelves	800W x 470D x 2140H	£289.25



Colour options:



5 Maestro 2 Door Cupboards



These cupboards are lockable and come with an 18mm carcass, 25mm thick tops and 470mm deep shelves to easily fit all A4 ring binders and lever arch files. The shelves are adjustable but the 4 and 5 shelf units have a fixed central shelf for stability. Available as a single colour unit or duo colour with a white carcass.

CODE	DESCRIPTION	SIZE IN MM	PRICE
25CP3465	1 Shelf	800W x 470D x 740H	£203.95
25CP3466	2 Shelves	800W x 470D x 1090H	£227.75
25CP3467	3 Shelves	800W x 470D x 1440H	£289.75
25CP3468	4 Shelves	800W x 470D x 1790H	£374.75
25CP3469	5 Shelves	800W x 470D x 2140H	£405.95

Colour options:



CODE	DESCRIPTION	SIZE IN MM	PRICE
25CP3470	1 Shelf	800W x 470D x 740H	£203.95
25CP3471	2 Shelves	800W x 470D x 1090H	£227.75
25CP3472	3 Shelves	800W x 470D x 1440H	£289.75
25CP3473	4 Shelves	800W x 470D x 1790H	£374.75
25CP3474	5 Shelves	800W x 470D x 2140H	£405.95

Options with White carcass:



5 Accessories



Additional shelf available to fit the Maestro bookcases, cupboards and combi units.

CODE	DESCRIPTION	PRICE
25ACC3475	Additional Shelf	£43.95

Colour options:



5 Maestro Open Fronted Combi Units

These combi units are supplied with an 18mm carcass and 25mm thick tops for stability. They come with 470mm deep adjustable shelves but with the central shelf fixed to separate cupboards and tops. The lower cupboard comes with lockable doors and curved handles.

CODE	DESCRIPTION	SIZE IN MM	PRICE
25CP3476	3 Shelves	800W x 470D x 1440H	£264.25
25CP3477	4 Shelves	800W x 470D x 1790H	£323.50
25CP3478	5 Shelves	800W x 470D x 2140H	£363.25

Colour options:



CODE	DESCRIPTION	SIZE IN MM	PRICE
25CP3479	3 Shelves	800W x 470D x 1440H	£264.25
25CP3480	4 Shelves	800W x 470D x 1790H	£323.50
25CP3481	5 Shelves	800W x 470D x 2140H	£363.25

Options with White carcass:



5 Maestro Glass Fronted Combi Units

These combi units are supplied with an 18mm carcass and 25mm thick tops for stability. They come with 470mm deep adjustable shelves but with the central shelf fixed to separate cupboards and tops. The lower cupboard comes with lockable doors and the upper cupboard comes with glass doors and curved handles.


CODE	DESCRIPTION	SIZE IN MM	PRICE
25CP3482	3 Shelves	800W x 470D x 1440H	£374.75
25CP3483	4 Shelves	800W x 470D x 1790H	£444.00
25CP3484	5 Shelves	800W x 470D x 2140H	£483.50

Colour options:



CODE	DESCRIPTION	SIZE IN MM	PRICE
25CP3485	3 Shelves	800W x 470D x 1440H	£374.75
25CP3486	4 Shelves	800W x 470D x 1790H	£444.00
25CP3487	5 Shelves	800W x 470D x 2140H	£483.50

Options with White carcass:



5 Maestro Tambour Units

The Maestro tambour units are supplied with an 18mm carcass and 25mm thick tops for stability. They come with 470mm deep adjustable shelves but with the central shelf fixed for stability. The smooth action single tambour door has an inset handle and lock for security.

CODE	DESCRIPTION	SIZE IN MM	PRICE
25TC3488	2 Shelves	1000W x 475D x 834H	£394.50
25TC3489	5 Shelves	1000W x 475D x 1200H	£549.95

Colour options:





10 Georgian Goalpost Desks



The Georgian range of rectangular desks come with 25mm tops, 2mm edging, 2 cable ports, a modesty panel and height levelling feet. The sleek twin frame design is manufactured from 16 gauge steel. The wood finishes are resistant to heat, staining and scratching.

CODE	DESCRIPTION	SIZE IN MM	PRICE
25D1976	Rectangular Desk	1000W x 600D x 740H	£165.95
25D1977	Rectangular Desk	1200W x 600D x 740H	£169.75
25D1978	Rectangular Desk	1400W x 600D x 740H	£175.50
25D1979	Rectangular Desk	1600W x 600D x 740H	£181.25
25D1980	Rectangular Desk	1800W x 600D x 740H	£193.75
25D1981	Rectangular Desk	1000W x 800D x 740H	£167.95
25D1982	Rectangular Desk	1200W x 800D x 740H	£172.95
25D1983	Rectangular Desk	1400W x 800D x 740H	£178.75
25D1984	Rectangular Desk	1600W x 800D x 740H	£182.95
25D1985	Rectangular Desk	1800W x 800D x 740H	£196.95

- 50mm gap between the top and the modesty panel
- Only the 1600 & 1800mm wide desks have a supporting notch in the middle of the modesty panel as shown below
- Plan and design service available
- *Handles not available in Bronze or Anthracite



Top colours:

Beech

Light Oak

Modern Oak

Maple

Swiss Elm

White

Classic Ash

Grey

Verade Oak

Frame colours:

White

Silver

Grey

Black

Bronze* Anthracite*

10 Georgian Solo Rectangular Desks

The Georgian Solo range of desking comes with 25mm tops, 2mm edging, cable ports, a modesty panel and height levelling feet. The sleek twin frame design is manufactured from 16 gauge steel. The wood finishes are resistant to heat, staining and scratching.

CODE	DESCRIPTION	SIZE IN MM	PRICE
25D1986	Rectangular Desk	800W x 600D x 740H	£124.50
25D1987	Rectangular Desk	1000W x 600D x 740H	£124.50
25D1988	Rectangular Desk	1200W x 600D x 740H	£128.75
25D1989	Rectangular Desk	1400W x 600D x 740H	£133.75
25D1990	Rectangular Desk	1600W x 600D x 740H	£139.50
25D1991	Rectangular Desk	1800W x 600D x 740H	£153.95
25D1992	Rectangular Desk	800W x 800D x 740H	£128.75
25D1993	Rectangular Desk	1000W x 800D x 740H	£128.75
25D1994	Rectangular Desk	1200W x 800D x 740H	£132.50
25D1995	Rectangular Desk	1400W x 800D x 740H	£138.25
25D1996	Rectangular Desk	1600W x 800D x 740H	£145.75
25D1997	Rectangular Desk	1800W x 800D x 740H	£159.75

- Black bungs supplied on all frames except Silver
- These desks will not accept fixed pedestals
- *Handles not available in Bronze or Anthracite
- Plan and design service available



Top colours:



White

Frame colours:



White



Silver



Grey



Black



Bronze*



Anthracite*

10 Georgian Solo Wave Desks

CODE	DESCRIPTION	SIZE IN MM	PRICE
25D1998	Left Hand	1000W x 1000D x 800D x 740H	£150.75
25D1999	Right Hand	1000W x 1000D x 800D x 740H	£150.75
25D2000	Left Hand	1200W x 1000D x 800D x 740H	£155.25
25D2001	Right Hand	1200W x 1000D x 800D x 740H	£155.25
25D2002	Left Hand	1400W x 1000D x 800D x 740H	£165.50
25D2003	Right Hand	1400W x 1000D x 800D x 740H	£165.50
25D2004	Left Hand	1600W x 1000D x 800D x 740H	£188.75
25D2005	Right Hand	1600W x 1000D x 800D x 740H	£188.75
25D2006	Left Hand	1800W x 1000D x 800D x 740H	£203.25
25D2007	Right Hand	1800W x 1000D x 800D x 740H	£203.25

- Black bungs supplied on all frames except Silver
- These desks will not accept fixed pedestals
- *Handles not available in Bronze or Anthracite
- Plan and design service available



Top colours:



White

Frame colours:



White



Silver



Grey



Black



Bronze*



Anthracite*

10 Georgian Solo Crescent Desks

CODE	DESCRIPTION	SIZE IN MM	PRICE
25D2008	Left Hand	1400W x 1200D x 800D x 600W x 740H	£184.95
25D2009	Right Hand	1400W x 1200D x 800D x 600W x 740H	£184.95
25D2010	Left Hand	1600W x 1200D x 800D x 600W x 740H	£197.50
25D2011	Right Hand	1600W x 1200D x 800D x 600W x 740H	£197.50
25D2012	Left Hand	1800W x 1200D x 800D x 600W x 740H	£213.25
25D2013	Right Hand	1800W x 1200D x 800D x 600W x 740H	£213.25

- Black bungs supplied on all frames except Silver
- These desks will not accept fixed pedestals
- *Handles not available in Bronze or Anthracite
- Other top colours available, price on request
- Plan and design service available



Top colours:



White

Frame colours:



White



Silver



Grey



Black



Bronze*



Anthracite*

10 Georgian Panel End Rectangular Desks



The Georgian range of rectangular desks come with 25mm tops and panel end legs, 2mm edging, cable ports, a modesty panel and height levelling feet. The wood finishes are resistant to heat, staining and scratching.

CODE	DESCRIPTION	SIZE IN MM	PRICE
25D2014	Rectangular Desk	800W x 600D x 740H	£141.95
25D2015	Rectangular Desk	1000W x 600D x 740H	£148.25
25D2016	Rectangular Desk	1200W x 600D x 740H	£155.95
25D2017	Rectangular Desk	1400W x 600D x 740H	£163.50
25D2018	Rectangular Desk	1600W x 600D x 740H	£169.75
25D2019	Rectangular Desk	1800W x 600D x 740H	£178.75
25D2020	Rectangular Desk	2000W x 600D x 740H	£187.50
25D2021	Rectangular Desk	800W x 800D x 740H	£148.95
25D2022	Rectangular Desk	1000W x 800D x 740H	£155.95
25D2023	Rectangular Desk	1200W x 800D x 740H	£164.00
25D2024	Rectangular Desk	1400W x 800D x 740H	£170.95
25D2025	Rectangular Desk	1600W x 800D x 740H	£179.25
25D2026	Rectangular Desk	1800W x 800D x 740H	£187.50
25D2027	Rectangular Desk	2000W x 800D x 740H	£196.25

- Special sizes available on request
- 800W desk comes with single cable port
- Plan and design service available

Top colours:



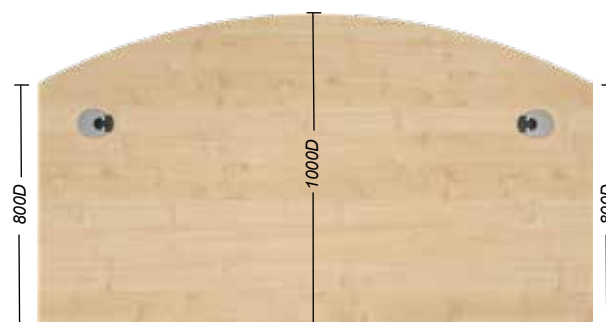
10 Georgian Panel End Bow Front Desks



The Georgian range of rectangular, bow front desks are a stylish option for your office space. They are supplied with 25mm tops and panel end legs, 2mm edging, cable ports, a modesty panel and height levelling feet. The wood finishes are resistant to heat, staining and scratching.

CODE	DESCRIPTION	SIZE IN MM	PRICE
25D2028	Bow Desk	1200W x 800D x 1000D x 800D x 740H	£208.95
25D2029	Bow Desk	1400W x 800D x 1000D x 800D x 740H	£215.75
25D2030	Bow Desk	1600W x 800D x 1000D x 800D x 740H	£223.95
25D2031	Bow Desk	1800W x 800D x 1000D x 800D x 740H	£234.75

- Special sizes available on request
- Plan and design service available



Top colours:



10 Georgian Panel End D End Desks

The Georgian panel end rectangular desks are available with the option of a D End which can be used as a meeting point and can be manufactured on the left or right hand side. They are supplied with 25mm tops and panel end legs, 2mm edging, cable ports, a modesty panel and height levelling feet. The wood finishes are resistant to heat, staining and scratching.

CODE	DESCRIPTION	SIZE IN MM	PRICE
25D2032	Left Hand	2000W x 800D x 740H	£268.75
25D2033	Right Hand	2000W x 800D x 740H	£268.75
25D2034	Left Hand	2200W x 800D x 740H	£283.25
25D2035	Right Hand	2200W x 800D x 740H	£283.25

- Special sizes available on request
- Plan and design service available



Top colours:

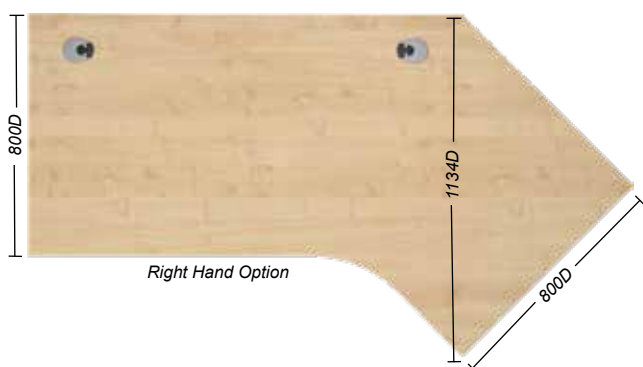


10 Georgian Panel End Angled Desks

The Georgian panel end rectangular desks are available with the option of an Angled End which can be used as a meeting point and can be manufactured on the left or right hand side. They are supplied with 25mm tops and panel end legs, 2mm edging, cable ports, a modesty panel and height levelling feet. The wood finishes are resistant to heat, staining and scratching.

CODE	DESCRIPTION	SIZE IN MM	PRICE
25D2036	Left Hand	2000W x 800D x 1134D x 740H	£302.25
25D2037	Right Hand	2000W x 800D x 1134D x 740H	£302.25
25D2038	Left Hand	2200W x 800D x 1134D x 740H	£316.75
25D2039	Right Hand	2200W x 800D x 1134D x 740H	£316.75

- Special sizes available on request
- Plan and design service available



Top colours:



10 Georgian Panel End Wave Desks




The Georgian range of wave desks come with 25mm tops, 2mm edging, cable ports, a modesty panel and height levelling feet. The wood finishes are resistant to heat, staining and scratching.

CODE	DESCRIPTION	SIZE IN MM	PRICE
25D2040	Left Hand	1000W x 1000D x 800D x 740H	£174.25
25D2041	Right Hand	1000W x 1000D x 800D x 740H	£174.25
25D2042	Left Hand	1200W x 1000D x 800D x 740H	£179.95
25D2043	Right Hand	1200W x 1000D x 800D x 740H	£179.95
25D2044	Left Hand	1400W x 1000D x 800D x 740H	£187.50
25D2045	Right Hand	1400W x 1000D x 800D x 740H	£187.50
25D2046	Left Hand	1600W x 1000D x 800D x 740H	£195.75
25D2047	Right Hand	1600W x 1000D x 800D x 740H	£195.75
25D2048	Left Hand	1800W x 1000D x 800D x 740H	£203.75
25D2049	Right Hand	1800W x 1000D x 800D x 740H	£203.75

Top colours:



10 Georgian Compact Wave Desks



The Georgian range of compact wave desks are an ideal option when space is at a premium. They come with 25mm tops, 2mm edging, cable ports, a modesty panel and height levelling feet. The wood finishes are resistant to heat, staining and scratching.

CODE	DESCRIPTION	SIZE IN MM	PRICE
25D2050	Left Hand	1000W x 800D x 600D x 740H	£164.75
25D2051	Right Hand	1000W x 800D x 600D x 740H	£164.75
25D2052	Left Hand	1200W x 800D x 600D x 740H	£170.95
25D2053	Right Hand	1200W x 800D x 600D x 740H	£170.95
25D2054	Left Hand	1400W x 800D x 600D x 740H	£178.75
25D2055	Right Hand	1400W x 800D x 600D x 740H	£178.75
25D2056	Left Hand	1600W x 800D x 600D x 740H	£186.25
25D2057	Right Hand	1600W x 800D x 600D x 740H	£186.25
25D2058	Left Hand	1800W x 800D x 600D x 740H	£193.75
25D2059	Right Hand	1800W x 800D x 600D x 740H	£193.75

• Plan and design service available

Top colours:



10 Georgian Double Wave Desks



The Georgian range of double end wave desks have a shaped centre to sit comfortably in and come with 25mm tops, 2mm edging, cable ports, a modesty panel and height levelling feet. The wood finishes are resistant to heat, staining and scratching.

CODE	DESCRIPTION	SIZE IN MM	PRICE
25D2060	Double Wave	1600W x 1000D x 740H	£223.95
25D2061	Double Wave	1800W x 1000D x 740H	£234.75

• Plan and design service available

Top colours:




10 Georgian Panel End J Shaped Crescent Desks

The Georgian range of J shaped crescent desks come with 25mm tops, 2mm edging, cable ports, a modesty panel and height levelling feet. The wood finishes are resistant to heat, staining and scratching.

CODE	DESCRIPTION	SIZE IN MM	PRICE
25D2062	Left Hand	1200W x 1200D x 800D x 600W x 740H	£189.25
25D2063	Right Hand	1200W x 1200D x 800D x 600W x 740H	£189.25
25D2064	Left Hand	1400W x 1200D x 800D x 600W x 740H	£198.25
25D2065	Right Hand	1400W x 1200D x 800D x 600W x 740H	£198.25
25D2066	Left Hand	1600W x 1200D x 800D x 600W x 740H	£208.95
25D2067	Right Hand	1600W x 1200D x 800D x 600W x 740H	£208.95
25D2068	Left Hand	1800W x 1200D x 800D x 600W x 740H	£219.75
25D2069	Right Hand	1800W x 1200D x 800D x 600W x 740H	£219.75
25D2070	Left Hand	2000W x 1200D x 800D x 600W x 740H	£237.95
25D2071	Right Hand	2000W x 1200D x 800D x 600W x 740H	£237.95

Top colours:




10 Georgian J Shaped Compact Crescent Desks

The Georgian range of J shaped compact crescent desks are an ideal option when space is at a premium. They come with 25mm tops, 2mm edging, cable ports, a modesty panel and height levelling feet.

CODE	DESCRIPTION	SIZE IN MM	PRICE
25D2072	Left Hand	1200W x 1200D x 600D x 600W x 740H	£181.75
25D2073	Right Hand	1200W x 1200D x 600D x 600W x 740H	£181.75
25D2074	Left Hand	1400W x 1200D x 600D x 600W x 740H	£189.95
25D2075	Right Hand	1400W x 1200D x 600D x 600W x 740H	£189.95
25D2076	Left Hand	1600W x 1200D x 600D x 600W x 740H	£201.25
25D2077	Right Hand	1600W x 1200D x 600D x 600W x 740H	£201.25
25D2078	Left Hand	1800W x 1200D x 600D x 600W x 740H	£210.75
25D2079	Right Hand	1800W x 1200D x 600D x 600W x 740H	£210.75
25D2080	Left Hand	2000W x 1200D x 600D x 600W x 740H	£227.75
25D2081	Right Hand	2000W x 1200D x 600D x 600W x 740H	£227.75

• Plan and design service available

Top colours:




10 Georgian S Shaped Compact Crescent Desks

The Georgian range of S shaped compact crescent desks are an ideal option when space is at a premium, they have a shaped centre to sit comfortably in and come with 25mm tops, 2mm edging, cable ports, a modesty panel and height levelling feet.

CODE	DESCRIPTION	SIZE IN MM	PRICE
25D2082	Left Hand	1600W x 1000D x 800D x 600W x 740H	£227.75
25D2083	Right Hand	1600W x 1000D x 800D x 600W x 740H	£227.75
25D2084	Left Hand	1800W x 1000D x 800D x 600W x 740H	£237.25
25D2085	Right Hand	1800W x 1000D x 800D x 600W x 740H	£237.25

• Plan and design service available

Top colours:



10 Georgian Cantilever Rectangular Desks



The Georgian range of rectangular desks come with 25mm tops, 2mm edging, cable ports, a modesty panel and height levelling feet. The sleek twin frame design is manufactured from 16 gauge steel. The wood finishes are resistant to heat, staining and scratching.


CODE	DESCRIPTION	SIZE IN MM	PRICE
25D2086	Rectangular Desk	800W x 600D x 740H	£167.25
25D2087	Rectangular Desk	1000W x 600D x 740H	£174.25
25D2088	Rectangular Desk	1200W x 600D x 740H	£182.95
25D2089	Rectangular Desk	1400W x 600D x 740H	£191.25
25D2090	Rectangular Desk	1600W x 600D x 740H	£199.95
25D2091	Rectangular Desk	1800W x 600D x 740H	£209.50
25D2092	Rectangular Desk	2000W x 600D x 740H	£219.75
25D2093	Rectangular Desk	800W x 800D x 740H	£175.50
25D2094	Rectangular Desk	1000W x 800D x 740H	£183.75
25D2095	Rectangular Desk	1200W x 800D x 740H	£191.75
25D2096	Rectangular Desk	1400W x 800D x 740H	£201.25
25D2097	Rectangular Desk	1600W x 800D x 740H	£210.25
25D2098	Rectangular Desk	1800W x 800D x 740H	£220.95
25D2099	Rectangular Desk	2000W x 800D x 740H	£231.50

- Special sizes available on request
- 800W desk comes with single cable port
- Plan and design service available
- *Handles not available in Bronze or Anthracite

Top colours:



Frame colours:



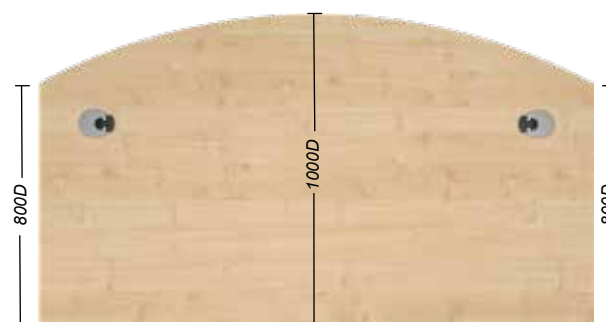
10 Georgian Cantilever Bow Desks



The Georgian range of rectangular, bow front desks are a stylish option for your office space. They are supplied with 25mm tops, 2mm edging, cable ports, a modesty panel and height levelling feet. The sleek twin frame design is manufactured from 16 gauge steel. The wood finishes are resistant to heat, staining and scratching.

CODE	DESCRIPTION	SIZE IN MM	PRICE
25D2100	Bow Desk	1200W x 800D x 1000D x 800D x 740H	£246.00
25D2101	Bow Desk	1400W x 800D x 1000D x 800D x 740H	£254.25
25D2102	Bow Desk	1600W x 800D x 1000D x 800D x 740H	£263.75
25D2103	Bow Desk	1800W x 800D x 1000D x 800D x 740H	£276.50


- Special sizes available on request
- Plan and design service available
- *Handles not available in Bronze or Anthracite



Top colours:



Frame colours:



10 Georgian Cantilever D End Desks

The Georgian panel end rectangular desks are available with the option of a D End which can be used as a meeting point and can be manufactured on the left or right hand side. They are supplied with 25mm tops and panel end legs, 2mm edging, cable ports, a modesty panel and height levelling feet. The sleek twin frame design is manufactured from 16 gauge steel. The wood finishes are resistant to heat, staining and scratching.

CODE	DESCRIPTION	SIZE IN MM	PRICE
25D2104	Left Hand	2000W x 800D x 740H	£316.75
25D2105	Right Hand	2000W x 800D x 740H	£316.75
25D2106	Left Hand	2200W x 800D x 740H	£333.25
25D2107	Right Hand	2200W x 800D x 740H	£333.25


- Special sizes available on request
- Plan and design service available
- *Handles not available in Bronze or Anthracite



Top colours:



Frame colours:

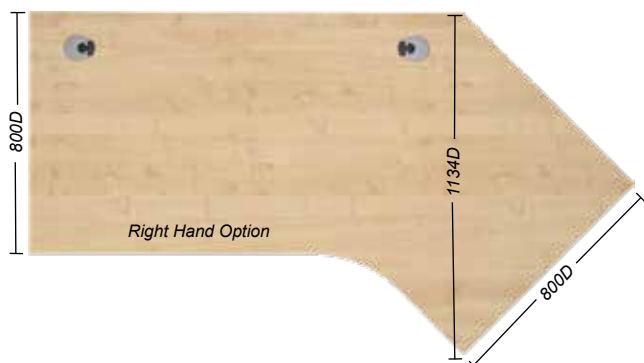


10 Georgian Cantilever Angled Desks

The Georgian panel end rectangular desks are available with the option of an Angled End which can be used as a meeting point and can be manufactured on the left or right hand side. They are supplied with 25mm tops and panel end legs, 2mm edging, cable ports, a modesty panel and height levelling feet. The sleek twin frame design is made from 16 gauge steel. The wood finishes are resistant to heat, staining and scratching.

CODE	DESCRIPTION	SIZE IN MM	PRICE
25D2108	Left Hand	2000W x 800D x 1134D x 740H	£355.25
25D2109	Right Hand	2000W x 800D x 1134D x 740H	£355.25
25D2110	Left Hand	2200W x 800D x 1134D x 740H	£371.75
25D2111	Right Hand	2200W x 800D x 1134D x 740H	£371.75


- Special sizes available on request
- Plan and design service available
- *Handles not available in Bronze or Anthracite



Top colours:



Frame colours:



10 Georgian Cantilever Wave Desks



The Georgian wave desks come with 25mm tops, 2mm edging, cable ports, a modesty panel and height levelling feet. The sleek twin frame design is made from 16 gauge steel.


CODE	DESCRIPTION	SIZE IN MM	PRICE
25D2112	Left Hand	1000W x 1000D x 800D x 740H	£204.50
25D2113	Right Hand	1000W x 1000D x 800D x 740H	£204.50
25D2114	Left Hand	1200W x 1000D x 800D x 740H	£211.95
25D2115	Right Hand	1200W x 1000D x 800D x 740H	£211.95
25D2116	Left Hand	1400W x 1000D x 800D x 740H	£220.95
25D2117	Right Hand	1400W x 1000D x 800D x 740H	£220.95
25D2118	Left Hand	1600W x 1000D x 800D x 740H	£230.25
25D2119	Right Hand	1600W x 1000D x 800D x 740H	£230.25
25D2120	Left Hand	1800W x 1000D x 800D x 740H	£239.75
25D2121	Right Hand	1800W x 1000D x 800D x 740H	£239.75

• *Handles not available in Bronze or Anthracite

Top colours:



Frame colours:



10 Georgian Cantilever Compact Wave Desks



The Georgian compact wave desks are an ideal option when space is at a premium. They come with 25mm tops, 2mm edging, cable ports, a modesty panel and height levelling feet. The sleek twin frame design is made from 16 gauge steel.


CODE	DESCRIPTION	SIZE IN MM	PRICE
25D2122	Left Hand	1000W x 800D x 600D x 740H	£193.25
25D2123	Right Hand	1000W x 800D x 600D x 740H	£193.25
25D2124	Left Hand	1200W x 800D x 600D x 740H	£201.25
25D2125	Right Hand	1200W x 800D x 600D x 740H	£201.25
25D2126	Left Hand	1400W x 800D x 600D x 740H	£209.50
25D2127	Right Hand	1400W x 800D x 600D x 740H	£209.50
25D2128	Left Hand	1600W x 800D x 600D x 740H	£218.25
25D2129	Right Hand	1600W x 800D x 600D x 740H	£218.25
25D2130	Left Hand	1800W x 800D x 600D x 740H	£229.00
25D2131	Right Hand	1800W x 800D x 600D x 740H	£229.00

• *Handles not available in Bronze or Anthracite

Top colours:



Frame colours:



10 Georgian Cantilever Double Wave Desks



The Georgian range of double end wave desks have a shaped centre to sit comfortably in and come with 25mm tops, 2mm edging, cable ports, a modesty panel and height levelling feet. The sleek twin frame design is made from 16 gauge steel and the wood finishes are resistant to heat, staining and scratching.


CODE	DESCRIPTION	SIZE IN MM	PRICE
25D2132	Double Wave	1600W x 1000D x 740H	£263.75
25D2133	Double Wave	1800W x 1000D x 740H	£276.50

• Plan and design service available
• *Handles not available in Bronze or Anthracite

Top colours:



Frame colours:



10 Georgian Cantilever J Shaped Crescent Desks

The Georgian J shaped crescent desks come with 25mm tops, 2mm edging, cable ports, a modesty panel and height levelling feet. The sleek twin frame design is made from 16 gauge steel.


CODE	DESCRIPTION	SIZE IN MM	PRICE
25D2134	Left Hand	1200W x 1200D x 800D x 600W x 740H	£222.75
25D2135	Right Hand	1200W x 1200D x 800D x 600W x 740H	£222.75
25D2136	Left Hand	1400W x 1200D x 800D x 600W x 740H	£232.75
25D2137	Right Hand	1400W x 1200D x 800D x 600W x 740H	£232.75
25D2138	Left Hand	1600W x 1200D x 800D x 600W x 740H	£246.00
25D2139	Right Hand	1600W x 1200D x 800D x 600W x 740H	£246.00
25D2140	Left Hand	1800W x 1200D x 800D x 600W x 740H	£258.75
25D2141	Right Hand	1800W x 1200D x 800D x 600W x 740H	£258.75
25D2142	Left Hand	2000W x 1200D x 800D x 600W x 740H	£280.25
25D2143	Right Hand	2000W x 1200D x 800D x 600W x 740H	£280.25

• *Handles not available in Bronze or Anthracite

Top colours:



Frame colours:



10 Georgian J Shaped Compact Crescent Desks

The Georgian J shaped compact crescent desks come with 25mm tops, 2mm edging, cable ports, a modesty panel and height levelling feet. The sleek twin frame design is made from 16 gauge steel.



CODE	DESCRIPTION	SIZE IN MM	PRICE
25D2144	Left Hand	1200W x 1200D x 600D x 600W x 740H	£213.95
25D2145	Right Hand	1200W x 1200D x 600D x 600W x 740H	£213.95
25D2146	Left Hand	1400W x 1200D x 600D x 600W x 740H	£223.50
25D2147	Right Hand	1400W x 1200D x 600D x 600W x 740H	£223.50
25D2148	Left Hand	1600W x 1200D x 600D x 600W x 740H	£236.75
25D2149	Right Hand	1600W x 1200D x 600D x 600W x 740H	£236.75
25D2150	Left Hand	1800W x 1200D x 600D x 600W x 740H	£247.95
25D2151	Right Hand	1800W x 1200D x 600D x 600W x 740H	£247.95
25D2152	Left Hand	2000W x 1200D x 600D x 600W x 740H	£268.25
25D2153	Right Hand	2000W x 1200D x 600D x 600W x 740H	£268.25

• *Handles not available in Bronze or Anthracite

Top colours:



Frame colours:



10 Georgian S Shaped Compact Crescent Desks

The Georgian S shaped compact crescent desks are an ideal option when space is at a premium. They come with 25mm tops, 2mm edging, cable ports, a modesty panel and height levelling feet. The sleek twin frame design is made from 16 gauge steel and the wood finishes are resistant to heat, staining and scratching.


CODE	DESCRIPTION	SIZE IN MM	PRICE
25D2154	Left Hand	1600W x 1000D x 800D x 600W x 740H	£268.25
25D2155	Right Hand	1600W x 1000D x 800D x 600W x 740H	£268.25
25D2156	Left Hand	1800W x 1000D x 800D x 600W x 740H	£279.50
25D2157	Right Hand	1800W x 1000D x 800D x 600W x 740H	£279.50

• *Handles not available in Bronze or Anthracite

Top colours:



Frame colours:



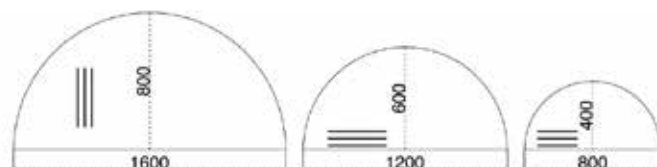
10 Georgian Radial Extension Desks



The Georgian radial extension desks come with a 25mm top, 2mm edging and 60mm tubular legs. Available in 3 sizes to fit on the end of either single or back-to-back desks.

CODE	DESCRIPTION	SIZE IN MM	PRICE
25D2158	800 End	800W x 400D x 740H	£123.00
25D2159	1200 End	1200W x 600D x 740H	£147.00
25D2160	1600 End	1600W x 800D x 740H	£158.50


- Plan and design service available
- *Handles not available in Bronze or Anthracite



Top colours:



Frame colours:



10 Georgian Extension Meeting Desks



The Georgian extension meeting desks come with a 25mm top, 2mm edging and 60mm tubular legs. They are fitted to the end of either an 800 or 600 deep desk for use as a meeting point when space is at a premium.

CODE	DESCRIPTION	SIZE IN MM	PRICE
25D2161	Tubular Leg - Left Hand	1600W x 945D x 740H	£243.50
25D2162	Tubular Leg - Right Hand	1600W x 945D x 740H	£243.50
25D2163	Trumpet Leg - Left Hand	1600W x 945D x 740H	£356.50
25D2164	Trumpet Leg - Right Hand	1600W x 945D x 740H	£356.50

- Left Hand option shown
- Plan and design service available
- *Handles not available in Bronze or Anthracite

Top colours:



Frame colours:



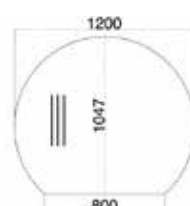
10 Georgian Circular Extension Desks



The Georgian circular extension desk comes with a 25mm top, 2mm edging and the choice of 60mm tubular legs or a trumpet base. Ideal to fit at the end of an 800 deep desk to use as a meeting point.

CODE	DESCRIPTION	SIZE IN MM	PRICE
25D2165	Tubular Legs	1200W x 1047D x 800W x 740H	£232.25
25D2166	Trumpet Base	1200W x 1047D x 800W x 740H	£350.75

- Plan and design service available
- *Handles not available in Bronze or Anthracite



Top colours:



Frame colours:



10 Georgian Fixed Pedestals

The Georgian fixed pedestals fit on 600 or 800 deep desks.

CODE	DESCRIPTION	SIZE IN MM	PRICE
25P2167	2 Drawer Fixed 600D	426W x 520D x 505H	£100.95
25P2168	3 Drawer Fixed 600D	426W x 520D x 505H	£100.95
25P2169	2 Drawer Fixed 800D	426W x 577D x 505H	£100.95
25P2170	3 Drawer Fixed 800D	426W x 577D x 505H	£100.95

- Plan and design service available

Top colours:



10 Georgian Mobile Pedestals

The Georgian range of pedestals come with a 25mm top. The wood finishes are resistant to heat, staining and scratching. They are supplied with Silver handles as standard.

CODE	DESCRIPTION	SIZE IN MM	PRICE
25P2171	2 Drawer Low Mobile	438W x 605D x 595H	£131.95
25P2172	3 Drawer Low Mobile	438W x 605D x 595H	£131.95
25P2173	2 Drawer Mobile Shallow	438W x 514D x 635H	£156.50
25P2174	3 Drawer Mobile Shallow	438W x 514D x 635H	£156.50
25P2175	4 Drawer Mobile Shallow	438W x 514D x 635H	£156.50
25P2176	2 Drawer Mobile Under Desk	438W x 550D x 635H	£156.50
25P2177	3 Drawer Mobile Under Desk	438W x 550D x 635H	£156.50
25P2178	4 Drawer Mobile Under Desk	438W x 550D x 635H	£156.50
25P2179	2 Drawer Desk High	438W x 600D x 740H	£156.50
25P2180	3 Drawer Desk High	438W x 600D x 740H	£156.50
25P2181	4 Drawer Desk High	438W x 600D x 740H	£156.50
25P2182	2 Drawer Desk High 800	438W x 800D x 740H	£179.95
25P2183	3 Drawer Desk High 800	438W x 800D x 740H	£179.95
25P2184	4 Drawer Desk High 800	438W x 800D x 740H	£179.95

- Suspension files hook front to back in the filing drawers
- The Mobile shallow pedestals are not deep enough to take suspension files in the filer drawers

Top colours:



10 Georgian Narrow Pedestals

The Georgian range of narrow pedestals come with a 25mm top. The wood finishes are resistant to heat, staining and scratching.

CODE	DESCRIPTION	SIZE IN MM	PRICE
25P2185	2 Drawer Narrow Mobile Shallow	310W x 514D x 635H	£152.25
25P2186	3 Drawer Narrow Mobile Shallow	310W x 514D x 635H	£152.25
25P2187	4 Drawer Narrow Mobile Shallow	310W x 514D x 635H	£152.25
25P2188	2 Drawer Narrow Mobile Under Desk	310W x 550D x 635H	£152.25
25P2189	3 Drawer Narrow Mobile Under Desk	310W x 550D x 635H	£152.25
25P2190	4 Drawer Narrow Mobile Under Desk	310W x 550D x 635H	£152.25
25P2191	2 Drawer Narrow Desk High	310W x 600D x 740H	£152.25
25P2192	3 Drawer Narrow Desk High	310W x 600D x 740H	£152.25
25P2193	4 Drawer Narrow Desk High	310W x 600D x 740H	£152.25
25P2194	2 Drawer Narrow Desk High 800	310W x 800D x 740H	£174.25
25P2195	3 Drawer Narrow Desk High 800	310W x 800D x 740H	£174.25
25P2196	4 Drawer Narrow Desk High 800	310W x 800D x 740H	£174.25

- Plan and design service available

Top colours:



10 Georgian Bookcases



The Georgian open bookcases come with a 25mm top, base and adjustable shelves with 18mm sides and back.

CODE	DESCRIPTION	SIZE IN MM	PRICE
25BC2197	*1 Shelf/2 rows of filing	800W x 410D x 740H	£111.75
25BC2198	2 Shelves	800W x 410D x 1000H	£117.95
25BC2199	2 Shelves	800W x 410D x 1200H	£133.75
25BC2200	3 Shelves	800W x 410D x 1600H	£186.25
25BC2201	3 Shelves	800W x 410D x 1800H	£200.75
25BC2202	4 Shelves	800W x 410D x 2000H	£221.50
25BC2203	1 Shelf/2 rows of filing	1000W x 410D x 740H*	£135.00
25BC2204	2 Shelves	1000W x 410D x 1000H	£140.25
25BC2205	2 Shelves	1000W x 410D x 1200H	£160.95
25BC2206	3 Shelves	1000W x 410D x 1600H	£217.00
25BC2207	3 Shelves	1000W x 410D x 1800H	£237.95
25BC2208	4 Shelves	1000W x 410D x 2000H	£258.75

- *This option holds 2 rows of lever arch files
- Now supplied with flush base and adjustable feet
- Plan and design service available



Top colours:



10 Georgian 2 Door Cupboards



The Georgian double door cupboards come with a 25mm top, base and adjustable shelves with 18mm sides and back. Silver handles are supplied as standard.

CODE	DESCRIPTION	SIZE IN MM	PRICE
25CP2209	*1 Shelf/2 rows of filing	800W x 410D x 740H	£177.95
25CP2210	2 Shelves	800W x 410D x 1000H	£206.50
25CP2211	2 Shelves	800W x 410D x 1200H	£229.75
25CP2212	3 Shelves	800W x 410D x 1600H	£278.25
25CP2213	3 Shelves	800W x 410D x 1800H	£302.95
25CP2214	4 Shelves	800W x 410D x 2000H	£325.50
25CP2215	1 Shelf/2 rows of filing	1000W x 410D x 740H*	£201.95
25CP2216	2 Shelves	1000W x 410D x 1000H	£230.95
25CP2217	2 Shelves	1000W x 410D x 1200H	£260.75
25CP2218	3 Shelves	1000W x 410D x 1600H	£319.25
25CP2219	3 Shelves	1000W x 410D x 1800H	£348.25
25CP2220	4 Shelves	1000W x 410D x 2000H	£377.25

- *This option holds 2 rows of lever arch files
- Now supplied with flush base and adjustable feet
- Plan and design service available



Top colours:



10 Georgian Systems Storage Cupboard

The Georgian systems storage cupboards come with a 25mm top, base and 18mm sides and back. Silver handles are supplied as standard and they are supplied with a lock and 2 keys as standard. Available with a range of internal accessories as shown below.

CODE	DESCRIPTION	SIZE IN MM	PRICE
25CP2221	Supplied Empty	955W x 580D x 740H	£246.00
25CP2222	Supplied Empty	955W x 580D x 1000H	£275.75
25CP2223	Supplied Empty	955W x 580D x 1200H	£311.00
25CP2224	Supplied Empty	955W x 580D x 1600H	£349.50
25CP2225	Supplied Empty	955W x 580D x 1800H	£399.50
25CP2226	Supplied Empty	955W x 580D x 2000H	£440.95

- Plan and design service available

Top colours:



Door colours:



10 Georgian Tambour Cupboards

The Georgian side opening tambour cupboard is supplied empty but comes with a range of accessories as shown below. The cupboard has a 25mm top and the doors come in Silver as standard but White or Graphite are also available.

CODE	DESCRIPTION	SIZE IN MM	PRICE
25TC2227	Supplied Empty	1100W x 531D x 740H	£372.25
25TC2228	Supplied Empty	1100W x 531D x 1000H	£419.50
25TC2229	Supplied Empty	1100W x 531D x 1200H	£469.95
25TC2230	Supplied Empty	1100W x 531D x 1600H	£516.00
25TC2231	Supplied Empty	1100W x 531D x 1800H	£563.50
25TC2232	Supplied Empty	1100W x 531D x 2000H	£608.75

- Plan and design service available

Top colours:



Door colours:



10 Georgian Storage Internals

These storage internals are suitable for the above Systems Storage cupboards and Tambour cupboards.

CODE	DESCRIPTION	PRICE
25ACC2233	Metal Shelf	£28.50
25ACC2234	Wooden Shelf	£38.50
25ACC2235	Slotted Shelf	£39.25
25ACC2236	Shelf Dividers - pack of 5	£39.25
25ACC2237	Wardrobe Shelf Rail	£51.75
25ACC2238	Lateral A4 Filing Rail	£35.50
25ACC2239	Roll Out Filing Frame	£112.95

- Roll Out Filing Frame can be used for 1 row of foolscap filing, 2 rows of A4 or a mixture of both
- Plan and design service available



Metal Shelf



Wooden Shelf



Wardrobe Shelf Rail



Roll Out Filing Frame

10 Georgian Corner Units



These desk high, open bookcase corner units come with 2 rows for A4 filing.

CODE	DESCRIPTION	SIZE IN MM	PRICE
25BC2240	Open Bookcase	600W x 600D x 740H	£263.75
25BC2241	Open Bookcase	800W x 800D x 740H	£282.75

- Plan and design service available



Top colours:



10 Georgian Tambour Cupboard



These desk high corner units come with 2 rows for A4 filing and Silver lockable doors.

CODE	DESCRIPTION	SIZE IN MM	PRICE
25TC2242	Tambour	800W x 800D x 740H	£507.25

- Plan and design service available



Top colours:



Door colours:



10 Georgian Tambour Cupboard



This desk high tambour cupboard comes with 1 adjustable shelf and Silver lockable doors as standard.

CODE	DESCRIPTION	SIZE IN MM	PRICE
25TC2243	1 Shelf	800W x 600D x 740H	£467.50

- Plan and design service available

Top colours:



Door colours:



10 Georgian Wooden Filing Cabinets

The Georgian filing cabinet comes with a 25mm top. The wood finishes are resistant to heat, staining and scratching and they are supplied with Silver handles as standard.

CODE	DESCRIPTION	SIZE IN MM	PRICE
25F2244	2 Drawer	484W x 658D x 740H	£217.75
25F2245	3 Drawer	484W x 658D x 1048H	£267.50
25F2246	4 Drawer	484W x 658D x 1360H	£318.75

- Suspension files hook Left to Right in the filing cabinets
- Plan and design service available



Top colours:



10 Georgian 2 Drawer Desk High Side Filer

The desk high side filer is a lockable unit with weights placed in the base for stability. This unit is suitable for standard foolscap filing and comes with an 25mm top in a range of colours. Silver handles are supplied as standard.

CODE	DESCRIPTION	SIZE IN MM	PRICE
25F2247	2 Drawer Side Filer	800W x 600D x 740H	£520.50

- Plan and design service available



Top colours:



10 Georgian Metal Pedestals

The Georgian metal pedestals come with a choice of a square or curved front. All options come with 3 drawers, one of which can be used for filing, and a pen tray included in the top drawer.

CODE	DESCRIPTION	SIZE IN MM	PRICE
25P2248	Square Narrow 3 Drawers: 2 x Personal, 1 x Filing	300W x 500D x 600H	£117.25
25P2249	Square 3 Drawers: 2 x Personal, 1 x Filing	400W x 500D x 600H	£123.00

- Personal drawers have a capacity of 20kg
- Filing drawers have a capacity of 40kg
- Plan and design service available



Colour options:



10 Georgian Base Units



The Georgian desk high cupboards are supplied with 25mm tops, one adjustable shelf, a lock with 2 keys and have height levelling feet. The 1200W option comes with a central division.

CODE	DESCRIPTION	SIZE IN MM	PRICE
25CP2250	1 Shelf	800W x 600D x 740H	£254.95
25CP2251	1 Shelf	1000W x 600D x 740H	£276.50
25CP2252	*1 Shelf	1200W x 600D x 740H	£309.75

- These units will not accept 2 rows of A4 Box files
- *Cupboard has a central division
- Plan and design service available

Top colours:



10 Georgian Sliding Door Units



The sliding door units all come with one adjustable shelf, are lockable and come with Silver handles as standard.

CODE	DESCRIPTION	SIZE IN MM	PRICE
25CP2253	1 Shelf	800W x 600D x 740H	£314.75
25CP2254	1 Shelf	1000W x 600D x 740H	£360.25
25CP2255	*1 Shelf	1200W x 600D x 740H	£398.75
25CP2256	*1 Shelf	1600W x 600D x 740H	£492.00

- These units will not accept 2 rows of A4 Box files
- *Cupboard has a central division
- Plan and design service available

Top colours:



10 Georgian Sideboard Shelf Units



The sideboard shelf units come with one adjustable shelf within the cupboard and two adjustable shelves in the open unit. Silver handles are supplied as standard.

CODE	DESCRIPTION	SIZE IN MM	PRICE
25CP2257	1 Shelf/2 Shelves	1200W x 600D x 740H	£355.25

- Plan and design service available

Top colours:



10 Georgian Sideboard Shelf Units

The sideboard shelf units come with one adjustable shelf within the cupboard and two adjustable shelves in the open unit. Silver handles are supplied as standard.

CODE	DESCRIPTION	SIZE IN MM	PRICE
25CP2258	1 Shelf/2 Shelves	1600W x 600D x 740H	£573.50

- Plan and design service available



Top colours:



10 Georgian Sideboard Drawer Units

The sideboard drawer units come with the option of two, three or four drawers and the cupboard comes with one adjustable shelf. Silver handles are supplied as standard.

CODE	DESCRIPTION	SIZE IN MM	PRICE
25CP2259	2 Drawer	1200W x 600D x 740H	£457.95
25CP2260	3 Drawer	1200W x 600D x 740H	£457.95
25CP2261	4 Drawer	1200W x 600D x 740H	£457.95

- Left Hand drawer option available on request
- Plan and design service available



Top colours:



10 Georgian Sideboard Drawer Units

The sideboard drawer units come with one adjustable shelf within the cupboards and a choice of a two, three or four drawer unit. Silver handles are supplied as standard.

CODE	DESCRIPTION	SIZE IN MM	PRICE
25CP2262	2 Drawer	1600W x 600D x 740H	£674.50
25CP2263	3 Drawer	1600W x 600D x 740H	£674.50
25CP2264	4 Drawer	1600W x 600D x 740H	£674.50

- Plan and design service available



Top colours:



Flexible working has introduced the need for spaces that encourage collaboration. The adaptive, modular design of the Grid means that it can be configured - and then reconfigured again quickly and easily to suit the ever-changing needs of the office space. The basic building-blocks of the Grid can be connected to create a framework entirely of your design, which can then be customised with accessories to enhance its functionality. Available in 2 different size options as shown opposite.



10 400 Cube Storage

CODE	DESCRIPTION	SIZE IN MM	PRICE
25GD2265	Base Cupboard	800W x 400D x 740H	£256.25
25GD2266	Base Cupboard	800W x 400D x 825H	£296.50
25GD2267	Base Cupboard	800W x 400D x 1225H	£329.95
25GD2268	Metal Cube	400W x 400D x 400H	£106.75
25GD2269	Open Alcove	368W x 400D x 368H	£80.25
25GD2270	Closed Alcove	368W x 400D x 368H	£89.75
25GD2271	Closed TV Alcove	800W x 400D x 800H	£215.75
25GD2272	Locker - PH or CL*	368W x 400D x 368H	£135.75
25GD2273	Planter	368W x 400D x 180H	£89.75
25GD2274	Shelf	368W x 400D x 18H	£30.95
25GD2275	Top Shelf	400W x 400D x 18H	£30.95
25GD2276	Top Shelf	800W x 400D x 18H	£38.50
25GD2277	Floor Base	800W x 400D x 30H	£48.75
25GD2278	Floor Base	1200W x 400D x 30H	£72.75
25GD2279	Floor Base	1600W x 400D x 30H	£83.95
25GD2280	Floor Base	2000W x 400D x 30H	£103.50
25GD2281	Plant Hanger	395W x 395D x 15H	£48.75

- Plan and design service available
- *Please confirm PH Pull Handle or CL Combination Lock



10 500 Cube Storage

CODE	DESCRIPTION	SIZE IN MM	PRICE
25GD2282	Base Cupboard	1000W x 400D x 740H	£273.25
25GD2283	Base Cupboard	1000W x 400D x 1025H	£331.95
25GD2284	Base Cupboard	1000W x 400D x 1525H	£458.75
25GD2285	Metal Cube	500W x 400D x 500H	£116.75
25GD2286	Open Alcove	468W x 400D x 468H	£88.95
25GD2287	Closed Alcove	468W x 400D x 468H	£98.50
25GD2288	Closed TV Alcove	1000W x 400D x 1000H	£241.75
25GD2289	Locker - PH or CL*	468W x 400D x 468H	£147.75
25GD2290	Planter	468W x 400D x 180H	£98.50
25GD2291	Shelf	468W x 400D x 18H	£33.50
25GD2292	Top Shelf	500W x 400D x 18H	£33.50
25GD2293	Top Shelf	1000W x 400D x 18H	£47.95
25GD2294	Floor Base	1000W x 400D x 30H	£53.00
25GD2295	Floor Base	1500W x 400D x 30H	£80.25
25GD2296	Floor Base	2000W x 400D x 30H	£110.50
25GD2297	Plant Hanger	495W x 395D x 15H	£53.75

- Plan and design service available
- *Please confirm PH Pull Handle or CL Combination
- *Handles not available in Bronze or Anthracite



Base Cupboard



Metal Cube



Locker



Closed Alcove



Open Alcove



Planter



Shelf



Base Shelf




Plant Hanger

Top colours:



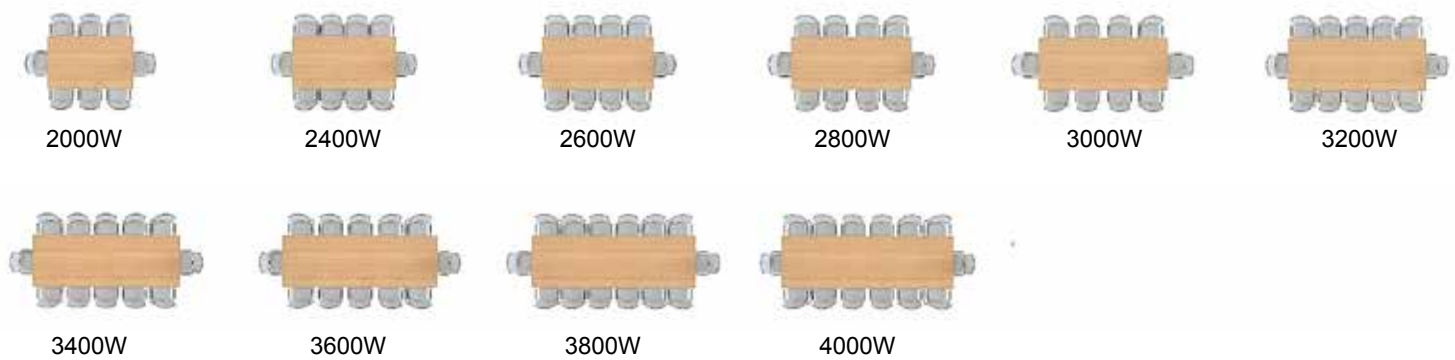
Frame colours:




Georgian Conference Tables

Please use the chart below as a guideline when choosing the size of your conference table. Please note that this may vary depending on the dimensions of the chairs you choose. Contact us if you require assistance before ordering.


Rectangular Conference Tables - Page 178 - 181




D End Conference Tables - Page 182 - 183



Oval Conference Tables - Page 184 - 185



Boat Conference Tables - Page 186 - 187





10 Apex Rectangular Meeting Tables

The Georgian Apex tables come with 25mm tops, 2mm edging and height levelling feet. The wood finishes are resistant to heat, staining and scratching. The goalpost frames are 50mm square and are supplied with 4 support beams under the table top.

CODE	SIZE IN MM	PRICE
25T3312	2000W x 1000D x 740H	£300.95
25T3313	2400W x 1000D x 740H	£452.95
25T3314	2600W x 1000D x 740H	£466.95
25T3315	*2800W x 1000D x 740H	£480.75
25T3316	*3000W x 1000D x 740H	£493.95
25T3317	*3200W x 1000D x 740H	£524.25
25T3318	*3400W x 1000D x 740H	£538.75
25T3319	*3600W x 1000D x 740H	£553.95
25T3320	*3800W x 1000D x 740H	£586.75
25T3321	*4000W x 1000D x 740H	£619.50

CODE	SIZE IN MM	PRICE
25T3322	2000W x 1200D x 740H	£313.50
25T3323	2400W x 1200D x 740H	£465.75
25T3324	2600W x 1200D x 740H	£479.50
25T3325	*2800W x 1200D x 740H	£493.50
25T3326	*3000W x 1200D x 740H	£506.75
25T3327	*3200W x 1200D x 740H	£536.95
25T3328	*3400W x 1200D x 740H	£551.50
25T3329	*3600W x 1200D x 740H	£566.50
25T3330	*3800W x 1200D x 740H	£599.25
25T3331	*4000W x 1200D x 740H	£632.25

CODE	SIZE IN MM	PRICE
25T3332	2000W x 1400D x 740H	£320.50
25T3333	2400W x 1400D x 740H	£499.75
25T3334	2600W x 1400D x 740H	£509.75
25T3335	*2800W x 1400D x 740H	£527.95
25T3336	*3000W x 1400D x 740H	£534.50
25T3337	*3200W x 1400D x 740H	£541.25
25T3338	*3400W x 1400D x 740H	£555.25
25T3339	*3600W x 1400D x 740H	£569.75
25T3340	*3800W x 1400D x 740H	£610.75
25T3341	*4000W x 1400D x 740H	£652.25

CODE	SIZE IN MM	PRICE
25T3342	2000W x 1600D x 740H	£325.50
25T3343	2400W x 1600D x 740H	£504.75
25T3344	2600W x 1600D x 740H	£514.75
25T3345	*2800W x 1600D x 740H	£533.00
25T3346	*3000W x 1600D x 740H	£539.50
25T3347	*3200W x 1600D x 740H	£546.25
25T3348	*3400W x 1600D x 740H	£560.25
25T3349	*3600W x 1600D x 740H	£574.75
25T3350	*3800W x 1600D x 740H	£615.75
25T3351	*4000W x 1600D x 740H	£657.50



• *Tables come in 2 pieces, grain may not match up. All 2 piece tables will be supplied with 2 tops and 1 leg frame with a central support leg


• Plan and design service available

• *Handles not available in Bronze or Anthracite

Top colours:



Frame colours:





10 Gianni Rectangular Meeting Tables

The Georgian Gianni tables come with 25mm tops, 2mm edging and height levelling feet. The wood finishes are resistant to heat, staining and scratching. The goalpost frames are 50mm square and are supplied with 4 support beams under the table top.



CODE	SIZE IN MM	PRICE
25T2324	2000W x 1000D x 740H	£489.50
25T2325	2400W x 1000D x 740H	£558.25
25T2326	2600W x 1000D x 740H	£626.50
25T2327	*2800W x 1000D x 740H	£661.75
25T2328	*3000W x 1000D x 740H	£696.50
25T2329	*3200W x 1000D x 740H	£764.50
25T2330	*3400W x 1000D x 740H	£832.75
25T2331	*3600W x 1000D x 740H	£902.00
25T2332	*3800W x 1000D x 740H	£970.25
25T2333	*4000W x 1000D x 740H	£1042.25

CODE	SIZE IN MM	PRICE
25T2334	2000W x 1200D x 740H	£550.75
25T2335	2400W x 1200D x 740H	£627.00
25T2336	2600W x 1200D x 740H	£702.75
25T2337	*2800W x 1200D x 740H	£741.95
25T2338	*3000W x 1200D x 740H	£780.95
25T2339	*3200W x 1200D x 740H	£857.25
25T2340	*3400W x 1200D x 740H	£932.50
25T2341	*3600W x 1200D x 740H	£1009.95
25T2342	*3800W x 1200D x 740H	£1084.95
25T2343	*4000W x 1200D x 740H	£1164.50

CODE	SIZE IN MM	PRICE
25T2344	2000W x 1400D x 740H	£612.50
25T2345	2400W x 1400D x 740H	£695.75
25T2346	2600W x 1400D x 740H	£779.75
25T2347	*2800W x 1400D x 740H	£822.75
25T2348	*3000W x 1400D x 740H	£865.50
25T2349	*3200W x 1400D x 740H	£949.50
25T2350	*3400W x 1400D x 740H	£1031.95
25T2351	*3600W x 1400D x 740H	£1117.75
25T2352	*3800W x 1400D x 740H	£1199.75
25T2353	*4000W x 1400D x 740H	£1286.25


CODE	SIZE IN MM	PRICE
25T2354	2000W x 1600D x 740H	£674.50
25T2355	2400W x 1600D x 740H	£764.50
25T2356	2600W x 1600D x 740H	£856.75
25T2357	*2800W x 1600D x 740H	£903.50
25T2358	*3000W x 1600D x 740H	£949.95
25T2359	*3200W x 1600D x 740H	£1041.50
25T2360	*3400W x 1600D x 740H	£1131.00
25T2361	*3600W x 1600D x 740H	£1225.75
25T2362	*3800W x 1600D x 740H	£1315.25
25T2363	*4000W x 1600D x 740H	£1408.75

- *Tables come in 2 pieces, grain may not match up. All 2 piece tables will be supplied with 2 tops and 1 leg frame with a central support leg
- Plan and design service available
- *Handles not available in Bronze or Anthracite

Top colours:



Frame colours:





10 Maya Rectangular Meeting Tables

The Georgian Maya tables come with Steel square legs, 25mm tops, 2mm edging and height levelling feet. The wood finishes are resistant to heat, staining and scratching.

CODE	SIZE IN MM	PRICE
25T3352	2000W x 1000D x 740H	£609.95
25T3353	2400W x 1000D x 740H	£686.95
25T3354	2600W x 1000D x 740H	£762.00
25T3355	*2800W x 1000D x 740H	£800.50
25T3356	*3000W x 1000D x 740H	£839.75
25T3357	*3200W x 1000D x 740H	£914.00
25T3358	*3400W x 1000D x 740H	£990.95
25T3359	*3600W x 1000D x 740H	£1065.50
25T3360	*3800W x 1000D x 740H	£1141.75
25T3361	*4000W x 1000D x 740H	£1221.25

CODE	SIZE IN MM	PRICE
25T3372	2000W x 1400D x 740H	£733.75
25T3373	2400W x 1400D x 740H	£824.50
25T3374	2600W x 1400D x 740H	£915.25
25T3375	*2800W x 1400D x 740H	£961.50
25T3376	*3000W x 1400D x 740H	£1008.75
25T3377	*3200W x 1400D x 740H	£1090.95
25T3378	*3400W x 1400D x 740H	£1189.75
25T3379	*3600W x 1400D x 740H	£1281.25
25T3380	*3800W x 1400D x 740H	£1371.50
25T3381	*4000W x 1400D x 740H	£1465.95



CODE	SIZE IN MM	PRICE
25T3362	2000W x 1200D x 740H	£671.95
25T3363	2400W x 1200D x 740H	£755.75
25T3364	2600W x 1200D x 740H	£838.95
25T3365	*2800W x 1200D x 740H	£881.25
25T3366	*3000W x 1200D x 740H	£924.25
25T3367	*3200W x 1200D x 740H	£1006.25
25T3368	*3400W x 1200D x 740H	£1090.00
25T3369	*3600W x 1200D x 740H	£1173.25
25T3370	*3800W x 1200D x 740H	£1256.50
25T3371	*4000W x 1200D x 740H	£1343.75

CODE	SIZE IN MM	PRICE
25T3382	2000W x 1600D x 740H	£795.50
25T3383	2400W x 1600D x 740H	£893.25
25T3384	2600W x 1600D x 740H	£992.25
25T3385	*2800W x 1600D x 740H	£1042.25
25T3386	*3000W x 1600D x 740H	£1092.50
25T3387	*3200W x 1600D x 740H	£1190.95
25T3388	*3400W x 1600D x 740H	£1289.50
25T3389	*3600W x 1600D x 740H	£1388.95
25T3390	*3800W x 1600D x 740H	£1486.75
25T3391	*4000W x 1600D x 740H	£1587.75




- *Tables come in 2 pieces, grain may not match up. All 2 piece tables will be supplied with 2 tops and 1 leg frame with a central support leg
- Plan and design service available
- *Handles not available in Bronze or Anthracite

Top colours:



Frame colours:



10 Rectangular Arrowhead Base Tables



The Georgian range of conference tables come with 25mm tops, 2mm edging and height levelling feet. The wood finishes are resistant to heat, staining and scratching.

CODE	SIZE IN MM	PRICE
25T2364	2000W x 1200D x 740H	£345.25
25T2365	2400W x 1200D x 740H	£408.75
25T2366	2600W x 1200D x 740H	£477.50
25T2367	*2800W x 1200D x 740H	£513.50
25T2368	*3000W x 1200D x 740H	£549.50
25T2369	*3200W x 1200D x 740H	£598.00
25T2370	*3400W x 1200D x 740H	£650.95
25T2371	*3600W x 1200D x 740H	£700.25
25T2372	*3800W x 1200D x 740H	£843.50
25T2373	*4000W x 1200D x 740H	£905.25

- *Tables come in 2 pieces, grain may not match up
- Plan and design service available
- *Handles not available in Bronze or Anthracite

Top colours:



10 Rectangular Panel End Tables



The Georgian range of conference tables come with 25mm tops, 2mm edging, a modesty panel and height levelling feet. The wood finishes are resistant to heat, staining and scratching.

CODE	SIZE IN MM	PRICE
25T2374	2000W x 1200D x 740H	£345.25
25T2375	2400W x 1200D x 740H	£408.75
25T2376	2600W x 1200D x 740H	£477.50
25T2377	*2800W x 1200D x 740H	£513.50
25T2378	*3000W x 1200D x 740H	£549.50
25T2379	*3200W x 1200D x 740H	£598.00
25T2380	*3400W x 1200D x 740H	£650.95
25T2381	*3600W x 1200D x 740H	£700.25
25T2382	*3800W x 1200D x 740H	£843.50
25T2383	*4000W x 1200D x 740H	£905.25

- *Tables come in 2 pieces, grain may not match up
- Plan and design service available
- *Handles not available in Bronze or Anthracite

Top colours:



10 Rectangular I Frame Tables

The Georgian range of conference tables come with 25mm tops, 2mm edging, a modesty panel and height levelling feet. The wood finishes are resistant to heat, staining and scratching.

CODE	SIZE IN MM	PRICE
25T2384	2000W x 1200D x 740H	£345.25
25T2385	2400W x 1200D x 740H	£408.75
25T2386	2600W x 1200D x 740H	£477.50
25T2387	*2800W x 1200D x 740H	£513.50
25T2388	*3000W x 1200D x 740H	£549.50
25T2389	*3200W x 1200D x 740H	£598.00
25T2390	*3400W x 1200D x 740H	£650.95
25T2391	*3600W x 1200D x 740H	£700.25
25T2392	*3800W x 1200D x 740H	£732.50
25T2393	*4000W x 1200D x 740H	£765.25


- ***Tables come in 2 pieces, grain may not match up**
- **Plan and design service available**
- ***Handles not available in Bronze or Anthracite**



Top colours:



Frame colours:



10 Rectangular Florence Frame Tables

The Georgian range of conference tables come with 25mm tops, 2mm edging and height levelling feet. The stylish angled leg frame is a robust steel design and the wood finishes are resistant to heat, staining and scratching.

CODE	SIZE IN MM	PRICE
25T2394	2000W x 1200D x 740H	£683.75
25T2395	2400W x 1200D x 740H	£851.75
25T2396	2600W x 1200D x 740H	£1037.00
25T2397	*2800W x 1200D x 740H	£1132.25
25T2398	*3000W x 1200D x 740H	£1226.95
25T2399	*3200W x 1200D x 740H	£1358.25
25T2400	*3400W x 1200D x 740H	£1497.50
25T2401	*3600W x 1200D x 740H	£1631.95
25T2402	*3800W x 1200D x 740H	£2009.75
25T2403	*4000W x 1200D x 740H	£2173.00


- ***Tables come in 2 pieces, grain may not match up. All 2 piece tables will be supplied with 2 tops and the leg frame with an additional central support leg**
- **Plan and design service available**
- ***Handles not available in Bronze or Anthracite**



Top colours:



Frame colours:



10 D End Arrowhead Base Tables



The Georgian range of conference tables come with 25mm tops, 2mm edging and height levelling feet. The wood finishes are resistant to heat, staining and scratching.

CODE	SIZE IN MM	PRICE
25T2404	2000W x 1200D x 740H	£408.25
25T2405	2400W x 1200D x 740H	£471.25
25T2406	2600W x 1200D x 740H	£539.95
25T2407	*2800W x 1200D x 740H	£639.75
25T2408	*3000W x 1200D x 740H	£674.50
25T2409	*3200W x 1200D x 740H	£722.95
25T2410	*3400W x 1200D x 740H	£775.95
25T2411	*3600W x 1200D x 740H	£826.50
25T2412	*3800W x 1200D x 740H	£968.95
25T2413	*4000W x 1200D x 740H	£1030.25

- *Tables come in 2 pieces, grain may not match up
- Plan and design service available

Top colours:



10 D End Panel End Tables



The Georgian range of conference tables come with 25mm tops, 2mm edging, a modesty panel and height levelling feet. The wood finishes are resistant to heat, staining and scratching.

CODE	SIZE IN MM	PRICE
25T2414	2000W x 1200D x 740H	£408.25
25T2415	2400W x 1200D x 740H	£471.25
25T2416	2600W x 1200D x 740H	£539.95
25T2417	*2800W x 1200D x 740H	£639.75
25T2418	*3000W x 1200D x 740H	£674.50
25T2419	*3200W x 1200D x 740H	£722.95
25T2420	*3400W x 1200D x 740H	£775.95
25T2421	*3600W x 1200D x 740H	£826.50
25T2422	*3800W x 1200D x 740H	£968.95
25T2423	*4000W x 1200D x 740H	£1030.25

- *Tables come in 2 pieces, grain may not match up
- Plan and design service available



Top colours:



10 D End I Frame Tables

The Georgian range of conference tables come with 25mm tops, 2mm edging, a modesty panel and height levelling feet. The wood finishes are resistant to heat, staining and scratching.

CODE	SIZE IN MM	PRICE
25T2424	2000W x 1200D x 740H	£408.25
25T2425	2400W x 1200D x 740H	£471.25
25T2426	2600W x 1200D x 740H	£539.95
25T2427	*2800W x 1200D x 740H	£639.75
25T2428	*3000W x 1200D x 740H	£674.50
25T2429	*3200W x 1200D x 740H	£722.95
25T2430	*3400W x 1200D x 740H	£775.95
25T2431	*3600W x 1200D x 740H	£826.50
25T2432	*3800W x 1200D x 740H	£857.95
25T2433	*4000W x 1200D x 740H	£890.75


- *Tables come in 2 pieces, grain may not match up
- Plan and design service available
- *Handles not available in Bronze or Anthracite



Top colours:



Frame colours:



10 D End Florence Frame Tables

The Georgian range of conference tables come with 25mm tops, 2mm edging and height levelling feet. The stylish angled leg frame is a robust steel design and the wood finishes are resistant to heat, staining and scratching.

CODE	SIZE IN MM	PRICE
25T2434	2000W x 1200D x 740H	£746.25
25T2435	2400W x 1200D x 740H	£914.00
25T2436	2600W x 1200D x 740H	£1099.50
25T2437	*2800W x 1200D x 740H	£1257.25
25T2438	*3000W x 1200D x 740H	£1351.25
25T2439	*3200W x 1200D x 740H	£1482.95
25T2440	*3400W x 1200D x 740H	£1622.50
25T2441	*3600W x 1200D x 740H	£1757.50
25T2442	*3800W x 1200D x 740H	£2134.75
25T2443	*4000W x 1200D x 740H	£2297.95


- *Tables come in 2 pieces, grain may not match up. All 2 piece tables will be supplied with 2 tops and the leg frame with an additional central support leg
- Plan and design service available
- *Handles not available in Bronze or Anthracite



Top colours:



Frame colours:



10 Oval Arrowhead Base Tables



The Georgian range of conference tables come with 25mm tops, 2mm edging and height levelling feet. The wood finishes are resistant to heat, staining and scratching.

CODE	SIZE IN MM	PRICE
25T2444	2000W x 1200D x 740H	£408.25
25T2445	2400W x 1200D x 740H	£471.25
25T2446	2600W x 1200D x 740H	£539.95
25T2447	*2800W x 1200D x 740H	£639.75
25T2448	*3000W x 1200D x 740H	£674.50
25T2449	*3200W x 1200D x 740H	£722.95
25T2450	*3400W x 1200D x 740H	£775.95
25T2451	*3600W x 1200D x 740H	£826.50
25T2452	*3800W x 1200D x 740H	£968.95
25T2453	*4000W x 1200D x 740H	£1030.25

- *Tables come in 2 pieces, grain may not match up
- Plan and design service available

Top colours:



10 Oval Panel End Tables



The Georgian range of conference tables come with 25mm tops, 2mm edging, a modesty panel and height levelling feet. The wood finishes are resistant to heat, staining and scratching.

CODE	SIZE IN MM	PRICE
25T2454	2000W x 1200D x 740H	£408.25
25T2455	2400W x 1200D x 740H	£471.25
25T2456	2600W x 1200D x 740H	£539.95
25T2457	*2800W x 1200D x 740H	£639.75
25T2458	*3000W x 1200D x 740H	£674.50
25T2459	*3200W x 1200D x 740H	£722.95
25T2460	*3400W x 1200D x 740H	£775.95
25T2461	*3600W x 1200D x 740H	£826.50
25T2462	*3800W x 1200D x 740H	£968.95
25T2463	*4000W x 1200D x 740H	£1030.25

- *Tables come in 2 pieces, grain may not match up
- Plan and design service available

Top colours:



10 Oval I Frame Tables

The Georgian range of conference tables come with 25mm tops, 2mm edging, a modesty panel and height levelling feet. The wood finishes are resistant to heat, staining and scratching.


CODE	SIZE IN MM	PRICE
25T2464	2000W x 1200D x 740H	£408.25
25T2465	2400W x 1200D x 740H	£471.25
25T2466	2600W x 1200D x 740H	£539.95
25T2467	*2800W x 1200D x 740H	£639.75
25T2468	*3000W x 1200D x 740H	£674.50
25T2469	*3200W x 1200D x 740H	£722.95
25T2470	*3400W x 1200D x 740H	£775.95
25T2471	*3600W x 1200D x 740H	£826.50
25T2472	*3800W x 1200D x 740H	£857.95
25T2473	*4000W x 1200D x 740H	£890.75

- *Tables come in 2 pieces, grain may not match up
- Plan and design service available
- *Handles not available in Bronze or Anthracite

Top colours:



Frame colours:



10 Oval Florence Frame Tables

The Georgian range of conference tables come with 25mm tops, 2mm edging and height levelling feet. The stylish angled leg frame is a robust steel design and the wood finishes are resistant to heat, staining and scratching.

CODE	SIZE IN MM	PRICE
25T2474	2000W x 1200D x 740H	£746.25
25T2475	2400W x 1200D x 740H	£914.00
25T2476	2600W x 1200D x 740H	£1099.50
25T2477	*2800W x 1200D x 740H	£1257.25
25T2478	*3000W x 1200D x 740H	£1351.25
25T2479	*3200W x 1200D x 740H	£1482.95
25T2480	*3400W x 1200D x 740H	£1622.50
25T2481	*3600W x 1200D x 740H	£1757.50
25T2482	*3800W x 1200D x 740H	£2134.75
25T2483	*4000W x 1200D x 740H	£2297.95


- *Tables come in 2 pieces, grain may not match up. All 2 piece tables will be supplied with 2 tops and the leg frame with an additional central support leg
- Plan and design service available
- *Handles not available in Bronze or Anthracite



Top colours:



Frame colours:



10 Boat Arrowhead Base Tables



The Georgian range of conference tables come with 25mm tops, 2mm edging and height levelling feet. The wood finishes are resistant to heat, staining and scratching.

CODE	SIZE IN MM	PRICE
25T2484	2000W x 1200D x 740H	£408.25
25T2485	2400W x 1200D x 740H	£471.25
25T2486	2600W x 1200D x 740H	£539.95
25T2487	*2800W x 1200D x 740H	£639.75
25T2488	*3000W x 1200D x 740H	£674.50
25T2489	*3200W x 1200D x 740H	£722.95
25T2490	*3400W x 1200D x 740H	£775.95
25T2491	*3600W x 1200D x 740H	£826.50
25T2492	*3800W x 1200D x 740H	£968.95
25T2493	*4000W x 1200D x 740H	£1030.25

- *Tables come in 2 pieces, grain may not match up
- Plan and design service available

Top colours:

Beech

Light Oak

Modern Oak

Maple

Swiss Elm

White

Classic Ash

Grey

Verade Oak

10 Boat Panel End Tables



The Georgian range of conference tables come with 25mm tops, 2mm edging, a modesty panel and height levelling feet. The wood finishes are resistant to heat, staining and scratching.

CODE	SIZE IN MM	PRICE
25T2494	2000W x 1200D x 740H	£408.25
25T2495	2400W x 1200D x 740H	£471.25
25T2496	2600W x 1200D x 740H	£539.95
25T2497	*2800W x 1200D x 740H	£639.75
25T2498	*3000W x 1200D x 740H	£674.50
25T2499	*3200W x 1200D x 740H	£722.95
25T2500	*3400W x 1200D x 740H	£775.95
25T2501	*3600W x 1200D x 740H	£826.50
25T2502	*3800W x 1200D x 740H	£968.95
25T2503	*4000W x 1200D x 740H	£1030.25

- *Tables come in 2 pieces, grain may not match up
- Plan and design service available

Top colours:

Beech

Light Oak

Modern Oak

Maple

Swiss Elm

White

Classic Ash

Grey

Verade Oak

10 Boat I Frame Tables

The Georgian range of conference tables come with 25mm tops, 2mm edging, a modesty panel and height levelling feet. The wood finishes are resistant to heat, staining and scratching.


CODE	SIZE IN MM	PRICE
25T2504	2000W x 1200D x 740H	£408.25
25T2505	2400W x 1200D x 740H	£471.25
25T2506	2600W x 1200D x 740H	£539.95
25T2507	*2800W x 1200D x 740H	£639.75
25T2508	*3000W x 1200D x 740H	£674.50
25T2509	*3200W x 1200D x 740H	£722.95
25T2510	*3400W x 1200D x 740H	£775.95
25T2511	*3600W x 1200D x 740H	£826.50
25T2512	*3800W x 1200D x 740H	£857.95
25T2513	*4000W x 1200D x 740H	£890.75

- *Tables come in 2 pieces, grain may not match up
- Plan and design service available
- *Handles not available in Bronze or Anthracite

Top colours:



Frame colours:



10 Boat Florence Frame Tables

The Georgian range of conference tables come with 25mm tops, 2mm edging and height levelling feet. The stylish angled leg frame is a robust steel design and the wood finishes are resistant to heat, staining and scratching.

CODE	SIZE IN MM	PRICE
25T2514	2000W x 1200D x 740H	£746.25
25T2515	2400W x 1200D x 740H	£914.00
25T2516	2600W x 1200D x 740H	£1099.50
25T2517	*2800W x 1200D x 740H	£1257.25
25T2518	*3000W x 1200D x 740H	£1351.25
25T2519	*3200W x 1200D x 740H	£1482.95
25T2520	*3400W x 1200D x 740H	£1622.50
25T2521	*3600W x 1200D x 740H	£1757.50
25T2522	*3800W x 1200D x 740H	£2134.75
25T2523	*4000W x 1200D x 740H	£2297.95


- *Tables come in 2 pieces, grain may not match up. All 2 piece tables will be supplied with 2 tops and the leg frame with an additional central support leg
- Plan and design service available
- *Handles not available in Bronze or Anthracite



Top colours:



Frame colours:



10 Georgian Fully Welded Tables

These Georgian tables come with an 18mm top, 2mm edging and a 25mm square fully welded frame with adjustable feet. The 600 deep option comes in three shapes which can be reconfigured into various versatile layouts to suit the available space.


CODE	DESCRIPTION	SIZE IN MM	PRICE
25T2524	Rectangular	800W x 600D x 733H	£106.00
25T2525	Rectangular	1000W x 600D x 733H	£119.95
25T2526	Rectangular	1200W x 600D x 733H	£124.50
25T2527	Rectangular	1400W x 600D x 733H	£130.75
25T2528	Rectangular	1600W x 600D x 733H	£133.75
25T2529	Rectangular	1800W x 600D x 733H	£148.95
25T2530	* Semi Circular	1200W x 600D x 733H	£189.25
25T2531	Rectangular	800W x 800D x 733H	£111.25
25T2532	Rectangular	1000W x 800D x 733H	£124.95
25T2533	Rectangular	1200W x 800D x 733H	£130.75
25T2534	Rectangular	1400W x 800D x 733H	£134.50
25T2535	Rectangular	1600W x 800D x 733H	£137.75
25T2536	Rectangular	1800W x 800D x 733H	£155.25
25T2537	* Trapezoidal	1200W x 693D x 733H	£129.25
25T2538	* Trapezoidal	1600W x 800D x 733H	£213.95
25T2539	* Semi Circular	1600W x 800D x 733H	£213.95

- These tables have narrow frames and may not be suitable with your existing chairs. Please check in advance
- Plan and design service available
- *Handles not available in Bronze or Anthracite

Top colours:



Frame colours:



10 Georgian Flip Top Tables

The Georgian flip top tables come with a 25mm top which flips over to one side for easy storage. The frame comes with lockable castors and a strengthening bar.

CODE	DESCRIPTION	SIZE IN MM	PRICE
25T2540	Rectangular	800W x 700D x 740H	£281.95
25T2541	Rectangular	1000W x 700D x 740H	£290.25
25T2542	Rectangular	1200W x 700D x 740H	£299.75
25T2543	Rectangular	1400W x 700D x 740H	£313.50
25T2544	Rectangular	1600W x 700D x 740H	£324.95
25T2545	Rectangular	1800W x 700D x 740H	£333.75
25T2546	Rectangular	800W x 800D x 740H	£297.75
25T2547	Rectangular	1000W x 800D x 740H	£306.75
25T2548	Rectangular	1200W x 800D x 740H	£317.95
25T2549	Rectangular	1400W x 800D x 740H	£329.95
25T2550	Rectangular	1600W x 800D x 740H	£341.25
25T2551	Rectangular	1800W x 800D x 740H	£353.25
25T2552	Trapezoidal	1600W x 800D x 740H	£407.50
25T2553	Semi Circular	1600W x 800D x 740H	£407.50
25T2554	Semi Circular	1800W x 800D x 740H	£418.95

- Plan and design service available
- *Handles not available in Bronze or Anthracite

Top colours:



Frame colours:



10 Georgian Circular Tables

The Georgian circular tables come with a 25mm thick top, a cruciform base and are available in a choice of colours.

CODE	DESCRIPTION	SIZE IN MM	PRICE
25T2555	Cruciform Base	800D x 740H	£229.00
25T2556	Cruciform Base	900D x 740H	£238.50
25T2557	Cruciform Base	1000D x 740H	£258.00
25T2558	Cruciform Base	1200D x 740H	£387.00
25T2559	Cruciform Base	1600D x 740H	£463.75

- Plan and design service available
- *Handles not available in Bronze or Anthracite

Top colours:



10 Georgian Circular Tables

The Georgian circular tables come with a 25mm thick top, 80mm tubular legs and are available in a choice of colours.


CODE	DESCRIPTION	SIZE IN MM	PRICE
25T2560	Tubular Leg	800D x 740H	£184.95
25T2561	Tubular Leg	900D x 740H	£188.75
25T2562	Tubular Leg	1000D x 740H	£198.25
25T2563	Tubular Leg	1200D x 740H	£221.50
25T2564	Tubular Leg	1600D x 740H	£317.50

- Plan and design service available
- *Handles not available in Bronze or Anthracite

Top colours:



Frame colours:




10 Georgian Circular Tables

The Georgian circular tables come with a 25mm thick top, a central trumpet base and are available in a choice of colours.


CODE	DESCRIPTION	SIZE IN MM	PRICE
25T2565	Trumpet Base	800D x 740H	£291.50
25T3286	Trumpet Base	900D x 740H	£302.25
25T2566	Trumpet Base	1000D x 740H	£311.00
25T2567	Trumpet Base	1200D x 740H	£336.25
25T2568	Trumpet Base	1400D x 740H	£375.95

- Plan and design service available
- *Handles not available in Bronze or Anthracite

Top colours:



Frame colours:



10 Fully Welded Coffee Tables



The Georgian fully welded coffee tables come with a 25mm thick top and a square leg frame.

CODE	DESCRIPTION	SIZE IN MM	PRICE
25T2569	Rectangular	800W x 600D x 400H	£100.50
25T2570	Square	800W x 800D x 400H	£103.50

The Georgian fully welded coffee tables come with a 25mm thick top and a 40mm round tube frame.


CODE	DESCRIPTION	SIZE IN MM	PRICE
25T2571	Circular	800D x 400H	£222.25

- Plan and design service available
- *Handles not available in Bronze or Anthracite
- *NEW Dijon Walnut available from September 2024

Top colours:



Frame colours:



10 Panel Framed Coffee Tables



The Georgian panel framed coffee tables come with a 25mm thick top and a panel end or cruciform base.


CODE	DESCRIPTION	SIZE IN MM	PRICE
25T2572	Square	600W x 600D x 400H	£143.25
25T2573	Square	700W x 700D x 400H	£152.25
25T2574	Square	800W x 800D x 400H	£163.50
25T2575	Rectangular	800W x 600D x 400H	£152.25
25T2576	Rectangular	900W x 500D x 400H	£152.25
25T2577	Rectangular	1200W x 600D x 400H	£182.95
25T2578	Circular	600D x 400H	£168.50
25T2579	Circular	700D x 400H	£177.95
25T2580	Circular	800D x 400H	£188.00

- Plan and design service available

Top colours:



10 Tubular Leg Coffee Tables



The Georgian tubular leg coffee tables come with a 25mm top and 60mm tubular legs.


CODE	DESCRIPTION	SIZE IN MM	PRICE
25T2581	Square	600W x 600D x 400H	£143.25
25T2582	Square	700W x 700D x 400H	£152.25
25T2583	Square	800W x 800D x 400H	£163.50
25T2584	Rectangular	800W x 600D x 400H	£152.25
25T2585	Rectangular	900W x 500D x 400H	£152.25
25T2586	Rectangular	1200W x 600D x 400H	£176.00
25T2587	Circular	600D x 400H	£168.50
25T2588	Circular	700D x 400H	£177.95
25T2589	Circular	800D x 400H	£188.00

- Plan and design service available
- *Handles not available in Bronze or Anthracite

Top colours:



Frame colours:





STEEL STORAGE

Classline Pedestals	200
Classline Filing	200
Classline Cupboards	202
Classline Tambours	203
Specialist Cabinets	204
Ariv Tambours	206
Navert Tambours	207
Kontrax Storage	210
Kontrax Lockers	212
Kontrax Cupboards	214
Kontrax Tambours	215

10 Classline Value Pedestals



The Classline value pedestals come with a choice of a square or curved front. All options come with 3 drawers, one of which can be used for filing, and a pen tray included in the top drawer.

CODE	DESCRIPTION	SIZE IN MM	PRICE
25P2590	Square Narrow 3 Drawers: 2 x Personal, 1 x Filing	300W x 500D x 600H	£117.25
25P2591	Square 3 Drawers: 2 x Personal, 1 x Filing	400W x 500D x 600H	£123.00

- Personal drawers have a capacity of 20kg
- Filing drawers have a capacity of 40kg

Colour options:



10 Classline Mobile Pedestals



The Classline premium steel mobile pedestals are lockable and come with a pen tray included. They are supplied fully assembled with the castors fitted and a fifth support wheel at the front.

CODE	DESCRIPTION	SIZE IN MM	PRICE
25P2592	3 Drawer Pedestal - Narrow	300W x 520D x 600H	£145.50
25P2593	3 Drawer Pedestal - Standard	400W x 520D x 600H	£142.00

- Suspension files hook from left to right in the bottom filing drawer

Colour options:



10 Classline Lateral Filing Cabinets



The Classline lateral filing cabinets are available in 3 options and are all lockable.

CODE	DESCRIPTION	SIZE IN MM	PRICE
25P2594	3 Drawer	914W x 463D x 1015H	£92.95
25P2595	4 Drawer	914W x 463D x 1320H	£114.50

Colour options:



5 Classline Value Filing Cabinets

The Classline value filing cabinets are lockable, come with full width drawer handles and are available in the two colour options as shown below.

CODE	DESCRIPTION	SIZE IN MM	PRICE
25F2596	2 Drawer	475W x 620D x 720H	£105.25
25F2597	3 Drawer	475W x 620D x 1020H	£131.50
25F2598	4 Drawer	475W x 620D x 1320H	£147.75



Colour options:



10 Classline Filing Cabinets

The Classline heavy duty lockable filing cabinets come with ball bearing drawer slides, full width drawer handles and label holders.

CODE	DESCRIPTION	SIZE IN MM	PRICE
25F2599	2 Drawer - Grey	470W x 620D x 710H	£113.25
25F2600	3 Drawer - Grey	470W x 620D x 1015H	£141.50
25F2601	4 Drawer - Grey	470W x 620D x 1320H	£159.25
25F2602	5 Drawer - Grey	470W x 620D x 1625H	£257.50

CODE	DESCRIPTION	SIZE IN MM	PRICE
25F2603	2 Drawer - White	470W x 620D x 710H	£113.25
25F2604	3 Drawer - White	470W x 620D x 1015H	£141.50
25F2605	4 Drawer - White	470W x 620D x 1320H	£159.25

Colour options:



10 Classline Security Filing Cabinets

The Classline heavy duty 4 Drawer lockable filing cabinet comes with a security bar fitted at the time of manufacture.

CODE	DESCRIPTION	SIZE IN MM	PRICE
25F2606	4 Drawer	470W x 620D x 1320H	£229.75



Colour:



5 Classline Value Cupboards



The Classline Value 2 Door cupboards come with adjustable shelves and are lockable.

CODE	DESCRIPTION	SIZE IN MM	PRICE
25CP2607	4 Shelves	600W x 450D x 1850H	£152.95
25CP2608	1 Shelf	900W x 450D x 900H	£120.75
25CP2609	4 Shelves	900W x 450D x 1850H	£168.95
25ACC2610	Additional Shelf	895W x 408D	£14.50

• Additional shelf fits 900W options only

Colour:



Light
Grey

5 Classline Value Janitor Cupboard



The Classline Janitor cupboard comes with a central division with 4 adjustable shelves to the left hand side and a single shelf and rail to the right.

CODE	DESCRIPTION	SIZE IN MM	PRICE
25CP2611	4 Shelves	900W x 500D x 1850H	£200.25

Colour:



Light
Grey

10 Classline Janitor Cupboard



The Classline Janitor cupboard comes with 4 shelves to the left hand side and a space for mops, buckets and brooms on the right hand side.

CODE	DESCRIPTION	SIZE IN MM	PRICE
25CP2612	Multi-compartment	914W x 463D x 1830H	£247.25

Colour:



Blue/
Grey

10 Classline 2 Door Cupboards

The Classline heavy duty 2 door lockable cupboards have a 3-point locking mechanism for added security and are supplied complete with shelves.

CODE	DESCRIPTION	SIZE IN MM	PRICE
25CP2613	2 Shelves	914W x 463D x 1015H	£143.50
25CP2614	3 Shelves	914W x 463D x 1830H	£184.25
25CP2615	4 Shelves	914W x 463D x 2000H	£216.50
25ACC2616	Additional Shelf		£13.25

Colour options:



10 Classline Tambour Cupboards

The Classline heavy duty side opening tambour cupboards are supplied empty with additional shelves available.

CODE	DESCRIPTION	SIZE IN MM	PRICE
25TC2621	Supplied Empty	1000W x 463D x 1015H	£306.25
25TC2622	Supplied Empty	1000W x 463D x 2000H	£406.75
25ACC2623	Additional Shelf		£16.50

Colour:



10 Classline Workshop Cupboard

The Classline value metal cupboard is supplied fully assembled with a grey carcass, two yellow metal mesh doors and four adjustable shelves. The cupboard is lockable and supplied with keys.

CODE	DESCRIPTION	SIZE IN MM	PRICE
25CP3399	4 Shelves	900W x 450D x 1850H	£170.95



1 Hazardous Cabinets



COSHH Regulations demand the safe storage of hazardous items. These cabinets isolate flammable materials and vapours from potential sources of ignition and clearly identify hazardous products in case of a fire. These specialist Hazardous cabinets come with an easily identifiable Yellow carcass and doors. They have a robust, durable construction, reinforced doors with a 3-point locking system and a removeable 75mm sump base tray.

CODE	DESCRIPTION	SHELVES	SIZE IN MM	PRICE
25CP2624	Single Door Small Cabinet	1	477W x 505D x 1070H	£212.75
25CP2625	2 Door Low Cabinet	1	915W x 505D x 1070H	£313.75
25CP2626	2 Door Standard Cabinet	3	915W x 505D x 1905H	£405.25
25CP2627	Single Door Slim Cabinet	3	477W x 505D x 1905H	£307.75

- All units comply with HFL/LPG Reg 1972 Sec 5. HSE The Storage of Flammable Containers HS(G)51
- Supplied with 2 keys

1 PPE Cabinets



Personal Protection Equipment (PPE) is mandatory in many working environments. Controlling and storing your safety equipment will be more effective in a specially designed PPE cabinet. These cabinets have a strong, robust construction, reinforced doors and high visibility 270 degree labelling. The PPE Cabinets come with Blue doors and a Silver carcass.

CODE	DESCRIPTION	SHELVES	SIZE IN MM	PRICE
25CP2628	Single Door Small Cabinet	2	477W x 505D x 984H	£130.00
25CP2629	2 Door Low Cabinet	1	915W x 505D x 984H	£252.75
25CP2630	2 Door Standard Cabinet	3	915W x 505D x 1820H	£327.50
25CP2631	Single Door Slim Cabinet	3	477W x 505D x 1820H	£250.55

- Single door cupboards come with a cam lock and 2 keys
- Double door cupboards have a 2 point locking system with a cam lock and 2 keys



1 General Cabinets

To satisfy your particular hazard or warning we offer a range of cabinets which meet high standards of storage safety and come with labelling for you to personalise. The COSHH General cabinets come in Silver. They have a robust, durable construction and a removeable 75mm sealed sump base tray.

CODE	DESCRIPTION	SHELVES	SIZE IN MM	PRICE
25CP2632	Single Door Small Cabinet	1	477W x 505D x 1070H	£189.50
25CP2633	2 Door Low Cabinet	1	915W x 505D x 1070H	£330.25
25CP2634	2 Door Standard Cabinet	3	915W x 505D x 1905H	£405.25

- All units have High visibility 270 degree labelling complying to BS5609
- Supplied with 2 keys



1 Medical Cabinets


Under the Health & Safety Regulations 1981, workplaces must have first aid provision. Ideal for school medical facilities, these cabinets allow you to store a wide range of medical equipment in a highly visible and secure way. They have a robust, durable construction and come in White.

CODE	DESCRIPTION	SHELVES	SIZE IN MM	PRICE
25CP2635	Single Door Small Cabinet	2	477W x 505D x 984H	£130.00
25CP2636	2 Door Low Cabinet	1	915W x 505D x 984H	£247.75
25CP2637	2 Door Standard Cabinet	3	915W x 505D x 1820H	£327.50
25CP2638	Single Door Slim Cabinet	3	477W x 505D x 1820H	£250.75
25CP2639	Personal Cabinet	1 + Hook	460W x 460D x 1780H	£135.50

- Single door cupboards come with a cam lock and 2 keys
- Double door cupboards have a 2 point locking system with a cam lock and 2 keys



5 Ariv Monobloc Tambour Units



These Ariv monobloc side opening tambour cupboards are a one piece metal construction supplied with adjustable shelves and height adjustable feet. The units are lockable and come with 2 keys as standard. Some options come with an upper rail for lateral filing as shown in the description.

CODE	DESCRIPTION	SIZE IN MM	PRICE
25TC2640	*1 Shelf + Rail	800W x 430D x 710H	£242.95
25TC2641	*1 Shelf	800W x 430D x 721H	£285.75
25TC2642	*2 Shelves + Rail	800W x 430D x 1050H	£267.25
25TC2643	*4 Shelves + Rail	800W x 430D x 1980H	£371.50
25TC2644	*1 Shelf + Rail	1000W x 430D x 710H	£267.25
25TC2645	*1 Shelf	1000W x 430D x 721H	£295.75
25TC2646	2 Shelves + Rail	1000W x 430D x 1050H	£261.50
25TC2647	*2 Shelves + Rail	1000W x 430D x 1183H	£304.50
25TC2648	*2 Shelves + Rail	1000W x 430D x 1350H	£544.75
25TC2649	4 Shelves + Rail	1000W x 430D x 1980H	£338.75
25TC2650	*Archive Unit	1200W x 430D x 426H	£380.50
25TC2651	*1 Shelf + Rail	1200W x 430D x 710H	£268.75
25TC2652	*1 Shelf	1200W x 430D x 721H	£295.75
25TC2653	2 Shelves + Rail	1200W x 430D x 1050H	£250.00
25TC2654	*2 Shelves + Rail	1200W x 430D x 1183H	£304.50
25TC2655	*2 Shelves + Rail	1200W x 430D x 1350H	£555.75
25TC2656	*3 Shelves + Rail	1200W x 430D x 1600H	£595.95
25TC2657	4 Shelves + Rail	1200W x 430D x 1980H	£338.75

- Items marked * are an on request product
- Shutters in M1 Fireproof PVC
- Lock with interchangeable cylinder & 2 keys
- Shelves rest on metal pegs, adjustable in steps of 20mm

Colour options:



5 Ariv Tambour Accessories



Melamine Top



Additional File Shelf



Pull Out Filing Cradle



Vertical Divider



Telescopic Shelf



16-Compartment Sorter Shelf



Cross Bars & Retainer Clip

These accessories are suitable for the Ariv tambours only.


CODE	DESCRIPTION	PRICE
25ACC2658	Melamine Top 800W	£51.50
25ACC2659	Melamine Top 1000W	£62.50
25ACC2660	Melamine Top 1200W	£69.25
25ACC2661	*Additional Shelf 800W	£25.50
25ACC2662	Additional Shelf 1000W	£29.00
25ACC2663	Additional Shelf 1200W	£29.00
25ACC2664	Vertical Dividers set of 2 in Graphite	£55.50
25ACC2665	*Pull Out Filing Cradle A4 800W in Graphite	£135.25
25ACC2666	Pull Out Filing Cradle A4 1000W in Graphite	£94.50
25ACC2667	Pull Out Filing Cradle A4 1200W in Graphite	£94.50
25ACC2668	Δ Cross Bars & Retainer Clip for A4/Foolscap Filing	£30.95
25ACC2669	Telescopic Shelf 1200W in Graphite	£167.95
25ACC2670	16 Compartment Sorter Shelf 1200W in Graphite	£453.25

- Items marked * are an on request product



There is a £45
delivery charge
on these products

Shelf options:



Melamine top options:



5 Ariv 2 Colour Tambour Units

These Ariv 2 colour side opening tambour cupboards are a one piece metal construction supplied with adjustable shelves and height adjustable feet. The units are lockable and come with 2 keys as standard. Some options come with an upper rail for lateral filing as shown in the description.

CODE	DESCRIPTION	SIZE IN MM	PRICE
25TC2671	*1 Shelf + Rail	800W x 430D x 710H	£258.75
25TC2672	*1 Shelf	800W x 430D x 721H	£295.75
25TC2673	*2 Shelves + Rail	800W x 430D x 1050H	£281.50
25TC2674	*4 Shelves + Rail	800W x 430D x 1980H	£391.50
25TC2675	*1 Shelf + Rail	1000W x 430D x 710H	£290.00
25TC2676	*1 Shelf	1000W x 430D x 721H	£315.75
25TC2677	2 Shelves + Rail	1000W x 430D x 1050H	£270.00
25TC2678	*2 Shelves + Rail	1000W x 430D x 1183H	£331.50
25TC2679	*2 Shelves + Rail	1000W x 430D x 1350H	£570.75
25TC2680	4 Shelves + Rail	1000W x 430D x 1980H	£358.75
25TC2681	*Archive Unit	1200W x 430D x 426H	£398.25
25TC2682	*1 Shelf + Rail	1200W x 430D x 710H	£288.75
25TC2683	*1 Shelf	1200W x 430D x 721H	£315.75
25TC2684	2 Shelves + Rail	1200W x 430D x 1050H	£260.00
25TC2685	*2 Shelves + Rail	1200W x 430D x 1183H	£331.50
25TC2686	*2 Shelves + Rail	1200W x 430D x 1350H	£580.95
25TC2687	*3 Shelves + Rail	1200W x 430D x 1600H	£621.25
25TC2688	4 Shelves + Rail	1200W x 430D x 1980H	£358.75

- Items marked * are an on request product
- For accessories see page 206
- Shutters in M1 Fireproof PVC



Option with White carcass:



Light Oak

Options with Graphite carcass:




Light Oak*

White*

Pine*

Options with Aluminium carcass:



Light Oak

White

Pine

Aluminium



There is a £45 delivery charge on these products

5 Navert Monobloc Tambour Units



These Navert monobloc side opening tambour cupboards are a one piece metal construction supplied with adjustable shelves and height adjustable feet. The units are lockable and come with 2 keys as standard. Some options come with an upper rail for lateral filing as shown in the description.

CODE	DESCRIPTION	SIZE IN MM	PRICE
25TC2689	2 Shelves + Rail	1000W x 430D x 1000H	£331.50
25TC2690	4 Shelves + Rail	1000W x 430D x 1980H	£424.50
25TC2691	2 Shelves + Rail	1200W x 430D x 1000H	£331.50
25TC2692	4 Shelves + Rail	1200W x 430D x 1980H	£424.50

- Shutters in M1 Fireproof PVC
- Lock with interchangeable cylinder & 2 keys
- Shelves rest on metal pegs, adjustable in steps of 20mm

Colour options:



5 Navert 2 Colour Tambour Units



These Navert 2 colour side opening tambour cupboards are a one piece metal construction supplied with adjustable shelves and height adjustable feet. The units are lockable and come with 2 keys as standard. Some options come with an upper rail for lateral filing as shown in the description.


CODE	DESCRIPTION	SIZE IN MM	PRICE
25TC2693	2 Shelves + Rail	1000W x 430D x 1000H	£348.75
25TC2694	4 Shelves + Rail	1000W x 430D x 1980H	£450.00
25TC2695	2 Shelves + Rail	1200W x 430D x 1000H	£348.75
25TC2696	4 Shelves + Rail	1200W x 430D x 1980H	£450.00

- Colours marked * are an on request product
- Shutters in M1 Fireproof PVC
- Lock with interchangeable cylinder & 2 keys
- Shelves rest on metal pegs, adjustable in steps of 20mm

Options with White carcass:



Options with Graphite carcass:



Options with Aluminium carcass:



5 Navert Tambour Accessories



Pull Out Filing Cradle



Additional File Shelf

These accessories are suitable for the Navert tambours only.

CODE	DESCRIPTION	PRICE
25ACC2697	Additional Shelf 1000W	£25.50
25ACC2698	Additional Shelf 1200W	£25.50
25ACC2699	Melamine Top 1000W	£62.50
25ACC2700	Melamine Top 1200W	£69.25
25ACC2701	Pull Out Filing Cradle A4 1000W in Graphite	£179.25
25ACC2702	Pull Out Filing Cradle A4 1200W in Graphite	£182.75



Melamine top options:



Shelf options:





5 Steel Mobile Pedestals




These pedestals are the ideal personal storage partner for any desk configuration. The units offer anti-tilt functionality as standard and are lockable.

CODE	DESCRIPTION	SIZE IN MM	PRICE
25P2703	3 Drawers: 2 x Personal, 1 x Filing	300W x 570D x 600H	£144.00
25P2704	3 Drawers: 2 x Personal, 1 x Filing	420W x 570D x 600H	£150.50
25P2705	2 Drawers: 1 x Personal, 1 x Filing	420W x 570D x 505H	£141.75
25P2706	2 Drawers: 2 x Filing	420W x 570D x 660H	£260.00
25P2707	3 Drawers: 2 x Personal, 1 x Filing	420W x 570D x 660H	£170.95

- Additional delivery charges will apply
- Personal drawers have a capacity of 20kg
- Filing drawers have a capacity of 40kg

Colour options:



5 Steel Static Pedestals



These pedestals are the ideal personal storage partner for any desk configuration. The units offer anti-tilt functionality as standard and are lockable.

CODE	DESCRIPTION	SIZE IN MM	PRICE
25P2708	3 Drawers: 2 x Personal, 1 x Filing	420W x 600D x 690H	£201.75
25P2709	3 Drawers: 2 x Personal, 1 x Filing	420W x 800D x 690H	£214.95
25P2710	Plastic Pen Tray		£41.25

- Additional delivery charges will apply
- Personal drawers have a capacity of 20kg
- Filing drawers have a capacity of 40kg
- Adjustable feet

Colour options:



5 Kontrax Multi Drawers




Multi-drawers are a traditional and effective solution for storing papers and forms. For storing smaller items there are a selection of plastic inserts. The locking units come with 2 keys and all units are Fira certified.

CODE	DESCRIPTION	SIZE IN MM	PRICE
25P2711	5 Drawer	278W x 408D x 355H	£64.75
25P2712	10 Drawer	278W x 408D x 605H	£112.75
25P2713	15 Drawer	278W x 408D x 866H	£162.50
25P2714	5 Drawer Locking	278W x 408D x 355H	£87.50
25P2715	10 Drawer Locking	278W x 408D x 605H	£136.75
25P2716	15 Drawer Locking	278W x 408D x 866H	£186.50
25ACC2717	Plastic Insert Trays: 4 Sections, pack of 5		£31.50
25ACC2718	Plastic Insert Trays: 8 Sections, pack of 5		£31.50
25ACC2719	Plastic Insert Trays: 16 Sections, pack of 5		£31.50

- Additional delivery charges

Colour options:




5 Kontrax Filing Cabinets

The popular Kontrax range of foolscap filing cabinets has an anti-tilt locking mechanism, 100% drawer extension and 30kg suspension file carrying capacity per drawer.

CODE	DESCRIPTION	SIZE IN MM	PRICE
25F2720	2 Drawer	458W x 622D x 711H	£128.75
25F2721	3 Drawer	458W x 622D x 1009H	£137.75
25F2722	4 Drawer	458W x 622D x 1320H	£143.50

- Additional delivery charges will apply
- Internal drawer dimensions 387W x 525D x 280H

Colour options:




5 Kontrax Security Filing Cabinets

The popular Kontrax range of foolscap filing cabinets has an anti-tilt locking mechanism, 100% drawer extension and 30kg suspension file carrying capacity per drawer.

CODE	DESCRIPTION	SIZE IN MM	PRICE
25F2723	2 Drawer	458W x 622D x 711H	£208.75
25F2724	3 Drawer	458W x 622D x 1009H	£230.50
25F2725	4 Drawer	458W x 622D x 1320H	£236.00

- Additional delivery charges will apply
- Security bars are factory fitted at the time of order and are colour matched to the units. The picture is for illustration purposes only.

Colour options:




5 Kontrax Side Filers

The Kontrax Side Filers are available in 3 options and are all lockable.

CODE	DESCRIPTION	SIZE IN MM	PRICE
25F2726	2 Drawer	800W x 480D x 690H	£391.50
25F2727	3 Drawer	800W x 480D x 1009H	£435.50
25F2728	4 Drawer	800W x 480D x 1320H	£497.25

- Additional delivery charges

Colour options:





Kontrax Lockers




The Kontrax locker range is robust, hard wearing and available in 2 depths and 5 compartment configurations. All units come with a lock with 2 keys as standard or a hasp & staple option is available. All units are Fira certified.

CODE	DESCRIPTION	OVERALL SIZE IN MM	PRICE
25L2729	Single Door	305W x 305D x 1780H	£80.75
25L2730	Single Door	305W x 458D x 1780H	£98.95
25L2731	Single Door	458W x 458D x 1780H	£170.50
25L2732	Two Door	305W x 305D x 1780H	£94.50
25L2733	Two Door	305W x 458D x 1780H	£114.95
25L2734	Two Door	458W x 458D x 1780H	£197.25
25L2735	Three Door	305W x 305D x 1780H	£132.75
25L2736	Three Door	305W x 458D x 1780H	£142.95
25L2737	Three Door	458W x 458D x 1780H	£244.75
25L2738	Four Door	305W x 305D x 1780H	£133.75
25L2739	Four Door	305W x 458D x 1780H	£146.95
25L2740	Four Door	458W x 458D x 1780H	£252.00
25L2741	Six Door	305W x 305D x 1780H	£161.75
25L2742	Six Door	305W x 458D x 1780H	£174.95
25L2743	Six Door	458W x 458D x 1780H	£297.25

- Additional delivery charges will apply
- Coat hooks supplied in the single and 2 door options
- Lockers come with nesting holes, but bolts and fixings are not supplied.
- Lockers are available as a 2 colour option, select your door and carcass colours from the standard colour options below.

Standard colour options:



Kontrax Vision Lockers




The Kontrax locker range is robust, hard wearing and available in 2 depths and 5 compartment configurations. All units come with a lock with 2 keys as standard or a hasp & staple option is available. All units are Fira certified.

CODE	DESCRIPTION	OVERALL SIZE IN MM	PRICE
25L2744	Two Door	305W x 305D x 1780H	£141.25
25L2745	Two Door	305W x 458D x 1780H	£152.75
25L2746	Three Door	305W x 305D x 1780H	£152.75
25L2747	Three Door	305W x 458D x 1780H	£161.75
25L2748	Four Door	305W x 305D x 1780H	£164.75
25L2749	Four Door	305W x 458D x 1780H	£172.00
25L2750	Six Door	305W x 305D x 1780H	£203.50
25L2751	Six Door	305W x 458D x 1780H	£213.25

- Additional delivery charges will apply
- Coat hooks supplied in the single and 2 door options
- Lockers come with nesting holes, but bolts and fixings are not supplied.
- Lockers are available as a 2 colour option, select your door and carcass colours from the standard colour options below.

Standard colour options:




5 Kontrax Lockers

The Kontrax locker range is also available in a premium colour range, as shown below.

CODE	DESCRIPTION	OVERALL SIZE IN MM	PRICE
25L2752	Single Door	305W x 305D x 1780H	£84.75
25L2753	Single Door	305W x 458D x 1780H	£103.95
25L2754	Single Door	458W x 458D x 1780H	£178.95
25L2755	Two Door	305W x 305D x 1780H	£99.00
25L2756	Two Door	305W x 458D x 1780H	£120.75
25L2757	Two Door	458W x 458D x 1780H	£207.00
25L2758	Three Door	305W x 305D x 1780H	£139.25
25L2759	Three Door	305W x 458D x 1780H	£150.00
25L2760	Three Door	458W x 458D x 1780H	£256.95
25L2761	Four Door	305W x 305D x 1780H	£140.50
25L2762	Four Door	305W x 458D x 1780H	£154.25
25L2763	Four Door	458W x 458D x 1780H	£264.75
25L2764	Six Door	305W x 305D x 1780H	£169.95
25L2765	Six Door	305W x 458D x 1780H	£183.75
25L2766	Six Door	458W x 458D x 1780H	£312.00

- Additional delivery charges will apply
- Coat hooks supplied in the single and 2 door options
- Lockers come with nesting holes, but bolts and fixings are not supplied.
- Lockers are available as a 2 colour option, select your door and carcass colours from the premium colour options below.
- Comes with a lock with 2 keys as standard or a hasp & staple lock on request.

Premium colour options:



5 Kontrax Vision Lockers

The Kontrax locker range is robust, hard wearing and available in 2 depths and 5 compartment configurations. All units come with a lock with 2 keys as standard or a hasp & staple option is available. All units are Fira certified.

CODE	DESCRIPTION	OVERALL SIZE IN MM	PRICE
25L2767	Two Door	305W x 305D x 1780H	£148.25
25L2768	Two Door	305W x 458D x 1780H	£160.25
25L2769	Three Door	305W x 305D x 1780H	£160.25
25L2770	Three Door	305W x 458D x 1780H	£169.95
25L2771	Four Door	305W x 305D x 1780H	£172.95
25L2772	Four Door	305W x 458D x 1780H	£180.75
25L2773	Six Door	305W x 305D x 1780H	£213.75
25L2774	Six Door	305W x 458D x 1780H	£223.95

- Additional delivery charges will apply
- Coat hooks supplied in the single and 2 door options
- Lockers come with nesting holes, but bolts and fixings are not supplied.
- Lockers are available as a 2 colour option, select your door and carcass colours from the premium colour options below.
- Comes with a lock with 2 keys as standard or a hasp & staple lock on request.

Premium colour options:



5 Kontrax 2 Door Cupboards




The Kontrax range of 2 door cupboards is available in 5 height options, has an anti-tilt mechanism and comes fully assembled with 2 keys as standard.

CODE	DESCRIPTION	SIZE IN MM	PRICE
25CP2775	Supplied Empty	915W x 458D x 690H	£152.75
25CP2776	Supplied Empty	915W x 458D x 1020H	£160.00
25CP2777	Supplied Empty	915W x 458D x 1650H	£195.50
25CP2778	Supplied Empty	915W x 458D x 1830H	£189.75
25CP2779	Supplied Empty	915W x 458D x 1950H	£248.00

- Delivery charges will apply
- Storage internals as shown below

Colour options:



5 Kontrax 2 Door Cupboards



The Kontrax range of 2 door cupboards is available in 5 height options, has an anti-tilt mechanism and comes fully assembled with 2 keys as standard.

CODE	DESCRIPTION	SIZE IN MM	PRICE
25CP2780	Supplied Empty	915W x 458D x 690H	£160.25
25CP2781	Supplied Empty	915W x 458D x 1020H	£168.00
25CP2782	Supplied Empty	915W x 458D x 1650H	£205.25
25CP2783	Supplied Empty	915W x 458D x 1830H	£199.25
25CP2784	Supplied Empty	915W x 458D x 1950H	£260.50

- Delivery charges will apply
- Storage internals as shown below

Colour options:



5 Kontrax Cupboard Internals



Shelf



Slotted Shelf



Slotted Shelf Dividers



Wardrobe Shelf



Roll Out Slotted Drawer



Roll Out Suspended Filing Frame



Lateral Filing Frame



Roll Out Drawer Divider



12 Compartment Letter Sorter

CODE	DESCRIPTION	PRICE
25ACC2785	Plain Shelf	£15.50
25ACC2786	Slotted Shelf	£30.95
25ACC2787	5 Slotted Shelf Dividers	£31.50
25ACC2788	Wardrobe Shelf	£37.75
25ACC2789	Roll Out Slotted Drawer	£98.95
25ACC2790	Suspended Filing Shelf	£79.50
25ACC2791	Lateral Filing Frame	£24.00
25ACC2792	5 Roll Out Drawer Dividers	£18.50
25ACC2793	12 Compartment Letter Sorter	£148.00

- Delivery charges will apply

5 Kontrax Tambour Cupboards

Kontrax side opening tambours are a cost effective, space efficient systems solution for your varied office storage needs. They come in 3 widths with a range of internal accessories. They are supplied with 2 keys and are Fira certified.

CODE	DESCRIPTION	PRICE
25TC2794	803W x 507D x 690H	£280.75
25TC2795	803W x 507D x 1016H	£299.50
25TC2796	803W x 507D x 1320H	£326.50
25TC2797	803W x 507D x 1651H	£343.50
25TC2798	803W x 507D x 2000H	£356.75

25ACC2799	Plain Shelf	£15.50
25ACC2800	Slotted Shelf	£30.95
25ACC2801	5 Slotted Shelf Dividers	£31.50
25ACC2802	Wardrobe Shelf	£37.75
25ACC2803	Roll Out Slotted Drawer	£98.95
25ACC2804	Suspended Filing Shelf	£79.50
25ACC2805	Lateral Filing Frame	£24.00
25ACC2806	5 Roll Out Drawer Dividers	£18.50
25ACC2807	Letter Sorter (9)	£148.00

• Delivery charges will apply

CODE	DESCRIPTION	PRICE
25TC2808	1003W x 507D x 690H	£282.95
25TC2809	1003W x 507D x 1016H	£301.75
25TC2810	1003W x 507D x 1320H	£327.50
25TC2811	1003W x 507D x 1651H	£348.75
25TC2812	1003W x 507D x 2000H	£360.00

25ACC2813	Plain Shelf	£15.50
25ACC2814	Slotted Shelf	£30.95
25ACC2815	5 Slotted Shelf Dividers	£31.50
25ACC2816	Wardrobe Shelf	£37.75
25ACC2817	Roll Out Slotted Drawer	£98.95
25ACC2818	Suspended Filing Shelf	£79.50
25ACC2819	Lateral Filing Frame	£24.00
25ACC2820	5 Roll Out Drawer Dividers	£18.50
25ACC2821	Letter Sorter (9)	£148.00

• Delivery charges will apply


CODE	DESCRIPTION	PRICE
25TC2822	1203W x 507D x 690H	£405.25
25TC2823	1203W x 507D x 1016H	£416.75
25TC2824	1203W x 507D x 1320H	£455.50
25TC2825	1203W x 507D x 1651H	£482.95
25TC2826	1203W x 507D x 2000H	£555.50

25ACC2827	Plain Shelf	£15.50
25ACC2828	Slotted Shelf	£30.95
25ACC2829	5 Slotted Shelf Dividers	£31.50
25ACC2830	Wardrobe Shelf	£37.75
25ACC2831	Roll Out Slotted Drawer	£98.95
25ACC2832	Suspended Filing Shelf	£79.50
25ACC2833	Lateral Filing Frame	£24.00
25ACC2834	5 Roll Out Drawer Dividers	£18.50
25ACC2835	Letter Sorter (9)	£148.00


• Delivery charges will apply



Carcass colours:



Blind colours:







OFFICE SEATING

Classline Chairs	218
Kirby Range	220
Haddon Mesh Chairs	222
Fairway Chairs	223
Orlando Chairs	225
Mesh Back Chairs	226
Executive Chairs	228
Meeting Chairs	230

2 Classline Value Operator Chair



Fixed Arms



T Arms



Foldaway Arms

The Classline Value operator chairs are available as a medium or high back option and come with a twin lever mechanism for gas height and back adjustment. Supplied with a Black 5 star base on castors as standard.

CODE	DESCRIPTION	SEAT HEIGHT	PRICE
25C2836	Mid Back	450 - 580mm	£79.50
25C2837	High Back	450 - 580mm	£80.50

CODE	ACCESSORIES	PRICE
25ACC2838	Fixed Hoop Arms	£19.95
25ACC2839	T Adjustable Arms	£27.95
25ACC2840	Foldaway Arms	£49.75

- Seat base measures: 470W x 450D
- Available in Citadel fabrics, as shown on page 271

2 Classline Value Task Chair



Fixed Arms



T Arms



Foldaway Arms

The Classline Value task chairs are available with either a medium or high back option and come with a triple lever mechanism for gas height, back adjustment and seat tilt. Supplied with a Black 5 star base on castors as standard.

CODE	DESCRIPTION	SEAT HEIGHT	PRICE
25C2841	Mid Back	450 - 580mm	£89.25
25C2842	High Back	450 - 580mm	£90.25

CODE	ACCESSORIES	PRICE
25ACC2843	Fixed Hoop Arms	£19.95
25ACC2844	T Adjustable Arms	£27.95
25ACC2845	Foldaway Arms	£49.75

- Seat base measures: 470W x 450D
- Available in Citadel fabrics, as shown on page 271

2 Classline Value Mesh Operator Chair



Fixed Arms



T Arms



Foldaway Arms

The Classline Value mesh back chair comes with an upholstered seat pad and a twin lever mechanism for gas height and back adjustment. Supplied with a Black 5 star base on castors as standard.

CODE	DESCRIPTION	SEAT HEIGHT	PRICE
25C2846	Mid Back	450 - 580mm	£115.25

CODE	ACCESSORIES	PRICE
25ACC2847	Fixed Hoop Arms	£22.25
25ACC2848	T Adjustable Arms	£30.50
25ACC2849	Foldaway Arms	£58.50

- Seat base measures: 470W x 450D
- Available in Citadel fabrics, as shown on page 271

2 Classline Operator Chair

The Classline operator chairs are available as a medium or high back option and come with a twin lever mechanism for gas height and back adjustment. Supplied with a Black 5 star base on castors as standard.

CODE	DESCRIPTION	SEAT HEIGHT	PRICE
25C2850	Mid Back	450 - 580mm	£83.50
25C2851	High Back	450 - 580mm	£84.50

CODE	ACCESSORIES	PRICE
25ACC2852	Fixed Hoop Arms	£19.95
25ACC2853	T Adjustable Arms	£27.95
25ACC2854	Foldaway Arms	£49.75

- Seat base measures: 470W x 450D
- Available in Advantage, Era, Phoenix, Rivet and Macflex Vinyl fabrics as shown on pages 268 - 271



Fixed Arms



T Arms



Foldaway Arms



2 Classline Task Chair

The Classline task chairs are available as a medium or high back option and come with a triple lever mechanism for gas height, back adjustment and seat tilt. Supplied with a Black 5 star base on castors as standard.

CODE	DESCRIPTION	SEAT HEIGHT	PRICE
25C2855	Mid Back	450 - 580mm	£93.25
25C2856	High Back	450 - 580mm	£94.25

CODE	ACCESSORIES	PRICE
25ACC2857	Fixed Hoop Arms	£19.95
25ACC2858	T Adjustable Arms	£27.95
25ACC2859	Foldaway Arms	£49.75

- Seat base measures: 470W x 450D
- Available in Advantage, Era, Phoenix, Rivet and Macflex Vinyl fabrics as shown on pages 268 - 271



Fixed Arms



T Arms



Foldaway Arms



2 Classline Mesh Operator Chair

The Classline mesh back chair comes with an upholstered seat pad and a twin lever mechanism for gas height and back adjustment. Supplied with a Black 5 star base on castors as standard.

CODE	DESCRIPTION	SEAT HEIGHT	PRICE
25C2860	Mid Back	450 - 580mm	£119.25

CODE	ACCESSORIES	PRICE
25ACC2861	Fixed Hoop Arms	£22.25
25ACC2862	T Adjustable Arms	£30.50
25ACC2863	Foldaway Arms	£58.50

- Seat base measures: 470W x 450D
- Available in Advantage, Era, Phoenix, Rivet and Macflex Vinyl fabrics as shown on pages 268 - 271



Fixed Arms



T Arms



Foldaway Arms



5 Kirby Operator Chair



Fixed Arms



T Arms



Foldaway Arms

The Kirby operator chairs are available with a medium or high back and come with a twin lever mechanism for gas height and back adjustment. Supplied with a Black 5 star base as standard. Extra comfort is provided by the deep cushioned seat and back pad.

CODE	DESCRIPTION	SEAT HEIGHT	PRICE
25C2864	Mid Back	450 - 580mm	£87.95
25C2865	High Back	450 - 580mm	£90.00

CODE	ACCESSORIES	PRICE
25ACC2866	Fixed Hoop Arms	£21.50
25ACC2867	T Adjustable Arms	£30.25
25ACC2868	Foldaway Arms	£57.95
25ACC2869	Seat Slide	£19.95
25ACC2870	Pump Up Lumbar Support	£19.95

- Seat base measures: 470W x 450D
- Available in Advantage, Citadel, Era, Phoenix, Rivet and Macflex Vinyl fabrics as shown on pages 268 - 271

5 Kirby Jumbo Operator Chair



Fixed Arms



T Arms



Foldaway Arms

The Kirby Jumbo operator chair has an extra high back and comes with a twin lever mechanism for gas height and back adjustment. Supplied with a Black 5 star base as standard. Extra comfort is provided by the deep cushioned seat and back pad.

CODE	DESCRIPTION	SEAT HEIGHT	PRICE
25C2871	Jumbo Extra High Back	450 - 580mm	£104.25

CODE	ACCESSORIES	PRICE
25ACC2872	Fixed Hoop Arms	£21.50
25ACC2873	T Adjustable Arms	£30.25
25ACC2874	Foldaway Arms	£57.95
25ACC2875	Seat Slide	£19.95
25ACC2876	Pump Up Lumbar Support	£19.95

- Seat base measures: 510W x 500D
- Available in Advantage, Citadel, Era, Phoenix, Rivet and Macflex Vinyl fabrics as shown on pages 268 - 271

5 Kirby Cantilever Chair



Fixed Arms



T Arms

The Kirby cantilever meeting chair is available as a mid of high back option and can be supplied with a Black or Chrome cantilever frame.

CODE	DESCRIPTION	SEAT HEIGHT	PRICE
25C2877	Mid Back Black Frame	450mm	£108.95
25C2878	Mid Back Chrome Frame	450mm	£124.75
25C2879	High Back Black Frame	450mm	£111.25
25C2880	High Back Chrome Frame	450mm	£126.95

CODE	ACCESSORIES	PRICE
25ACC2881	Fixed Hoop Arms	£21.50
25ACC2882	T Adjustable Arms	£30.25

- Seat base measures: 470W x 450D
- Available in Advantage, Citadel, Era, Phoenix, Rivet and Macflex Vinyl fabrics as shown on pages 268 - 271

TWO-TONE FABRIC AVAILABLE ON THE KIRBY RANGE AT NO ADDITIONAL COST

5 Kirby Task Chair

The Kirby Task chair has a triple lever adjustment for gas height, back rake and seat tilt. Comes with a Black 5 star base as standard. Extra comfort is provided by the deep cushioned seat and back pad.

CODE	DESCRIPTION	SEAT HEIGHT	PRICE
25C2883	Task Chair	480 - 610mm	£118.75

CODE	ACCESSORIES	PRICE
25ACC2884	Fixed Hoop Arms	£21.50
25ACC2885	T Adjustable Arms	£44.75
25ACC2886	Foldaway Arms	£57.95
25ACC2887	Seat Slide	£19.95
25ACC2888	Pump Up Lumbar Support	£19.95

- Seat base measures: 470W x 450D
- Available in Advantage, Citadel, Era, Phoenix, Rivet and Macflex Vinyl fabrics as shown on pages 268 - 271



Fixed Arms



T Arms



Foldaway Arms



5 Kirby Jumbo Task Chair

The Kirby Jumbo Task has a larger seat and back and comes with a heavy duty mechanism. It has a triple lever adjustment for gas height, back rake and seat tilt. Comes with a Black 5 star base as standard.

CODE	DESCRIPTION	SEAT HEIGHT	PRICE
25C2889	Jumbo Task	480 - 610mm	£121.00
25C2890	Jumbo Task with Headrest	480 - 610mm	£195.25

CODE	ACCESSORIES	PRICE
25ACC2891	Fixed Hoop Arms	£21.50
25ACC2892	T Adjustable Arms	£44.75
25ACC2893	Foldaway Arms	£57.95
25ACC2894	Seat Slide	£19.95
25ACC2895	Pump Up Lumbar Support	£19.95

- Seat base measures: 510W x 500D
- Available in Advantage, Citadel, Era, Phoenix, Rivet and Macflex Vinyl fabrics as shown on pages 268 - 271



Headrest



Fixed Arms



T Arms



Foldaway Arms



5 Kirby Bariatric Task Chair

The Kirby Bariatric Task chair comes with a jumbo back and wider seat. It is supplied with heavy duty castors, a heavy duty gas lift and an aluminium base as standard. It has a weight tolerance of 190kg.

CODE	DESCRIPTION	SEAT HEIGHT	PRICE
25C2896	Jumbo Bariatric Task Chair	480 - 610mm	£252.00

CODE	ACCESSORIES	PRICE
25ACC2897	Fixed Hoop Arms	£21.50
25ACC2898	T Adjustable Arms	£44.75
25ACC2899	Foldaway Arms	£57.95
25ACC2900	Pump Up Lumbar Support	£19.95

- Seat base measures: 560W x 500D
- Available in Advantage, Citadel, Era, Phoenix, Rivet and Macflex Vinyl fabrics as shown on pages 268 - 271



Fixed Arms



T Arms



Foldaway Arms



TWO-TONE FABRIC AVAILABLE ON THE KIRBY RANGE AT NO ADDITIONAL COST

5 Haddon Mesh Chair



The Haddon mesh back chair comes with an upholstered seat pad with optional T adjustable or foldaway arms. It comes with a twin lever mechanism for gas height and back adjustment. Supplied with a Black 5 star base as standard.

CODE	DESCRIPTION	SEAT HEIGHT	PRICE
25C2901	Mesh Back Operator	450 - 580mm	£119.25

CODE	ACCESSORIES	PRICE
25ACC2902	T Adjustable Arms	£30.25
25ACC2903	Foldaway Arms	£57.95
25ACC2904	Seat Slide	£19.95

- Seat base measures: 470W x 450D
- Available in Advantage, Citadel, Era, Phoenix, Rivet and Macflex Vinyl fabrics as shown on pages 268 - 271

5 Haddon Mesh Task Chair



The Haddon mesh back task chair comes with an upholstered seat pad with optional T adjustable or foldaway arms. It has a triple lever adjustment for gas height, back rake and seat tilt. Comes with a Black 5 star base as standard.

CODE	DESCRIPTION	SEAT HEIGHT	PRICE
25C2905	Task Chair	480 - 610mm	£184.95
25C2906	Task Chair with Headrest	480 - 610mm	£214.50

CODE	ACCESSORIES	PRICE
25ACC2907	T Adjustable Arms	£44.75
25ACC2908	Foldaway Arms	£57.95
25ACC2909	Seat Slide	£19.95

- Seat base measures: 510W x 500D
- Available in Advantage, Citadel, Era, Phoenix, Rivet and Macflex Vinyl fabrics as shown on pages 268 - 271

5 Haddon Mesh Cantilever Chair



The Haddon mesh back cantilever chair comes with an upholstered seat pad with optional T adjustable or foldaway arms and comes with a Black or Chrome cantilever frame.

CODE	DESCRIPTION	SEAT HEIGHT	PRICE
25C2910	Mesh Back Black Frame	450mm	£133.75
25C2911	Mesh Back Chrome Frame	450mm	£144.75

- Seat base measures: 470W x 450D
- Available in Advantage, Citadel, Era, Phoenix, Rivet and Macflex Vinyl fabrics as shown on pages 268 - 271

5 Haddon Bariatric Chair

The Haddon mesh back bariatric chair comes with an extra wide seat and a heavy duty gas lift, castors and an aluminium base as standard. The chair is available with T adjustable, foldaway or 3 way arms. It has a weight tolerance of 190kg.

CODE	DESCRIPTION	SEAT HEIGHT	PRICE
25C2912	Mesh Back Bariatric	480 - 610mm	£286.75
25C2913	Mesh Back Bariatric with Headrest	480 - 610mm	£360.95

CODE	ACCESSORIES	PRICE
25ACC2914	T Adjustable Arms	£44.75
25ACC2915	Foldaway Arms	£57.95
25ACC2916	3 Way Arms	£59.95

- Seat base measures: 560W x 500D
- Available in Advantage, Citadel, Era, Phoenix, Rivet and Macflex Vinyl fabrics as shown on pages 268 - 271
- Seat slides cannot be fitted to this chair



5 Fairway Task Chair

The Fairway task chairs come with a mid or high back option, feature a triple lever mechanism with independent seat and back adjustment and a ratchet back height adjustment. The chairs come with a Black 5 star base as standard.

CODE	DESCRIPTION	SEAT HEIGHT	PRICE
25C2917	High Back Task Chair	490 - 610mm	£141.95

CODE	ACCESSORIES	PRICE
25ACC2918	T Adjustable Arms	£30.25
25ACC2919	Foldaway Arms	£57.95
25ACC2920	Seat Slide	£19.95
25ACC2921	Pump Up Lumbar	£19.95

- Seat base measures: 510W x 460D
- Available in Advantage, Citadel, Era, Phoenix, Rivet and Macflex Vinyl fabrics as shown on pages 268 - 271



5 Fairway Bariatric Chair


The Fairway bariatric chair comes with a heavy duty 3 lever mechanism with ratchet back. It also features heavy duty castors and a cast aluminium base. It has a weight tolerance of 190kg.

CODE	DESCRIPTION	SEAT HEIGHT	PRICE
25C2922	Bariatric Task Chair	490 - 610mm	£258.25

CODE	ACCESSORIES	PRICE
25ACC2923	T Adjustable Arms	£30.25
25ACC2924	Foldaway Arms	£57.95
25ACC2925	Pump Up Lumbar	£19.95

- Seat base measures: 510W x 460D
- Available in Advantage, Citadel, Era, Phoenix, Rivet and Macflex Vinyl fabrics as shown on pages 268 - 271





5 Orlando Base Mesh Back Chair

The Orlando Base provides superior comfort for an extremely affordable price. The high quality mesh back offers support in all the right places and it comes with an adjustable lumbar support. Supplied with height adjustable padded arms and a Black 5 star spider base on castors, or a Black cantilever frame for the visitor chair. The operator chair comes with a class 4 gas lift height adjustment and seat slider

CODE	DESCRIPTION	SEAT HEIGHT	PRICE
25C2926	Operator Chair	450-570mm	£189.75
25C2927	Visitor Chair	480mm	£155.00

- Operator Chair seat base measures: 480W x 470D
- Visitor Chair seat base measures: 470W x 450D
- Available in Black only



5 Orlando Pro Mesh Back Chair

The Orlando Pro provides superior comfort for an extremely affordable price. The high quality mesh back offers support in all the right places and it comes with an adjustable lumbar support. Supplied with height adjustable padded arms and a Aluminium polished 5 star spider base on castors, or a Chrome cantilever frame for the visitor chair. The operator chair comes with a class 4 gas lift height adjustment, seat slider and a 4 stage tilting synchro mech seat tensioner

CODE	DESCRIPTION	SEAT HEIGHT	PRICE
25C2928	Operator Chair	450-570mm	£221.75
25C2929	Visitor Chair	480mm	£165.50

- Operator Chair seat base measures: 480W x 470D
- Visitor Chair seat base measures: 470W x 450D
- Available in Black only



1 Luna Mesh Back Chairs

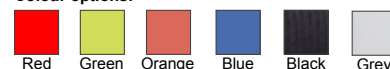


The Luna Mesh Back chair has a single lever for gas height adjustment and has a tilt control mechanism so the chair can be locked in an upright position. It comes with a heavy duty gas lift on a Black 5 star base as standard and folding arms. The cantilever frame visitor chair comes with a 35mm round tube frame in Black.

CODE	DESCRIPTION	SEAT HEIGHT	PRICE
25C2930	Operator Chair	460 - 540mm	£132.50
25C2931	Cantilever Chair	460mm	£132.50

- Seat base measures 530W x 500D

Colour options:



1 Luna Two Tone Mesh Back Chairs

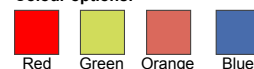


The Luna Mesh Back chair has a single lever for gas height adjustment and has a tilt control mechanism so the chair can be locked in an upright position. It comes with a heavy duty gas lift on a Black 5 star base as standard and folding arms. The cantilever frame visitor chair comes with a 35mm round tube frame in Black. Both chairs come with a Black seat base.

CODE	DESCRIPTION	SEAT HEIGHT	PRICE
25C2932	Operator Chair	460 - 540mm	£132.50
25C2933	Cantilever Chair	460mm	£132.50

- Seat base measures 530W x 500D

Colour options:



1 Luna Mesh Back Chairs



The Luna Mesh Back chair has a single lever for gas height adjustment and has a tilt control mechanism so the chair can be locked in an upright position. It comes with a heavy duty gas lift on a White 5 star base as standard and folding arms. The cantilever frame visitor chair comes with a 35mm round tube frame in Chrome.

CODE	DESCRIPTION	SEAT HEIGHT	PRICE
25C2934	Operator Chair	460 - 540mm	£132.50
25C2935	Cantilever Chair	460mm	£132.50

- Seat base measures 530W x 500D

Colour options:



5 Applause Mesh Task Chair

A range of mesh back task seating which comes with a side tensioning synchro mechanism and fully adjustable built in lumbar support. It is available with or without a headrest and comes on a Black spider base with castors.

CODE	DESCRIPTION	SEAT HEIGHT	PRICE
25C2936	Task Chair	430 - 560mm	£160.50
25C2937	Task Chair with Headrest	430 - 560mm	£186.95

CODE	ACCESSORIES	PRICE
25ACC2938	T Adjustable Arms	£30.25
25ACC2939	Foldaway Arms	£57.95
25ACC2940	Seat Slide	£19.95
25ACC2941	Polished Aluminium 5 Star Base	£31.50

- Seat base measures: 510W x 500D
- Available in Advantage, Citadel, Era, Phoenix, Rivet and Macflex Vinyl fabrics as shown on pages 268 - 271



5 Applause Plus Mesh Task Chair

A range of mesh back task seating which comes with a side tensioning synchro mechanism, seat slide and fully adjustable built in lumbar support. It is available with or without a headrest and comes on a White spider base with castors.

CODE	DESCRIPTION	SEAT HEIGHT	PRICE
25C2942	Task Chair	430 - 560mm	£170.75
25C2943	Task Chair with Headrest	430 - 560mm	£244.95

CODE	ACCESSORIES	PRICE
25ACC2944	White T Adjustable Arms	£30.25

- Seat base measures: 510W x 500D
- Available in Advantage, Citadel, Era, Phoenix, Rivet and Macflex Vinyl fabrics as shown on pages 268 - 271



Mesh colours:



5 Encore Mesh Task Chair

A range of mesh back task seating which comes with a self weight mechanism, seat slide and sculpted seat with border edge. It is available with or without a headrest and comes on a Black spider base with castors.

CODE	DESCRIPTION	SEAT HEIGHT	PRICE
25C2945	Task Chair	430 - 560mm	£234.25
25C2946	Task Chair with Headrest	430 - 560mm	£288.25

CODE	ACCESSORIES	PRICE
25ACC2947	T Adjustable Arms	£30.25
25ACC2948	Foldaway Arms	£57.95

- Seat base measures: 480W x 460D
- Available in Advantage, Citadel, Era, Phoenix, Rivet and Macflex Vinyl fabrics as shown on pages 268 - 271



5 Denny Mesh Back Chair



The Denny range all come with a Black breathable mesh back with a Black fabric seat. The curve of the backrest has a contemporary feel. The operator chairs come with a standard lock-tilt mechanism with torsion control. The mid back operator and the visitor chair come with T shape fixed arms and the high back option has T adjustable arms. The Operator chairs come on a Black 5 star base and the visitor chair has a Chrome cantilever frame.

CODE	DESCRIPTION	SEAT HEIGHT	PRICE
25C2949	Mid Back Operator Chair	430 - 530mm	£107.75
25C2950	High Back Operator Chair	450 - 525mm	£149.75
25C2951	Mid Back Visitor Chair	450mm	£107.75

- 8 hour usage rating
- Mid Back seat base measures: 470W x 490D
- High Back seat base measures: 490W x 500D

2 Classline Executive Mesh Back Chair



The Classline operator chairs come with a soft mesh backrest with a stylishly designed, durable nylon outer in Silver or Black. They are available with a breathable air-mesh or soft bonded leather seat pad in Black only. The operator chair comes with folding arms, a gas lift lever and weight tension control.

CODE	DESCRIPTION	SEAT HEIGHT	PRICE
25C2952	Operator Chair with Air Mesh Seat	460 - 550mm	£229.25
25C2953	Operator Chair with Leather Seat	460 - 550mm	£229.25

- 8 hour usage rating
- Seat base measures 505W x 500D

5 Fonz Executive Chair



The Fonz executive operator chair is extremely popular providing exceptional comfort throughout the day. It comes with a seat height adjustment lever, has a permanent contact back mechanism, a torsion control adjustment and Black T adjustable arms. The Fonz is only available in Black, has a comfortable headrest, an aluminium 5 star base and heavy duty castors. It has a weight tolerance of 115kg.

CODE	DESCRIPTION	SEAT HEIGHT	PRICE
25C2954	Operator Chair	480 - 570mm	£325.75

- 8 hour usage rating
- Seat base measures 510W x 460D

1 Nola Black Executive Chair

The Nola range of Black bonded leather executive chairs have a classically Italian design with a curved seat and back for comfort. It comes with stylish stitching detail with Chrome fixed arms and a Chrome 5 star base supplied with castors, or a Chrome cantilever frame for the visitor chair. The operator chair comes with gas height adjustment, lock tilt motion and tilt tension adjustment.

CODE	DESCRIPTION	SEAT HEIGHT	PRICE
25C2955	Mid Back Operator Chair	470 - 570mm	£216.95
25C2956	High Back Operator Chair	470 - 570mm	£229.75
25C2957	Mid Back Visitor Chair	460mm	£199.95

- 8 hour usage rating
- Seat base measures: 490W x 450D



1 Nola White Executive Chair

The Nola range of White bonded leather executive chairs have a classically Italian design with a curved seat and back for comfort. It comes with stylish stitching detail with Chrome fixed arms and a Chrome 5 star base supplied with castors, or a Chrome cantilever frame for the visitor chair. The operator chair comes with gas height adjustment, lock tilt motion and tilt tension adjustment.

CODE	DESCRIPTION	SEAT HEIGHT	PRICE
25C2958	Mid Back Operator Chair	470 - 570mm	£216.95
25C2959	High Back Operator Chair	470 - 570mm	£229.75
25C2960	Mid Back Visitor Chair	460mm	£199.95

- 8 hour usage rating
- Seat base measures: 490W x 450D



5 Ultimate Stealth Mesh Back Chair

The Stealth range comes with a large air mesh seat and back rest and height and depth adjustable lumbar support. The operator chair comes with a synchro tilt multi-lock mechanism with weight tensioner, an ergonomic seat slide and fully adjustable pivoting arms. It has a weight tolerance of 150kg.

CODE	DESCRIPTION	SEAT HEIGHT	PRICE
25C2961	Operator Chair	490 - 560mm	£533.75
25C2962	Operator with Headrest	490 - 560mm	£580.75

- 24 hour usage rating
- Seat base measures 540W x 510D



1 Cubic Chair



The Cubic is a sturdy, multi-purpose chair available in 4 fabric and 2 vinyl colour options with either a Black steel or Chrome frame. It comes with a comfortable deep foam seat and back pad and offers an 8 hour usage rating.

CODE	DESCRIPTION	OVERALL DIMENSIONS	PRICE 4+
25C2963	Fabric Side Chair Black Frame	535W x 510D x 820H	£49.65
25C2964	Vinyl Side Chair Black Frame	535W x 510D x 820H	£55.45
25C2965	Fabric Side Chair Chrome Frame	535W x 510D x 820H	£52.80
25C2966	Vinyl Side Chair Chrome Frame	535W x 510D x 820H	£61.25

- Seat Height 450mm
- Stackable to 12 high

Fabric colours:



Vinyl colours:



1 Conference Chair



The Conference range comes with a fully upholstered or a mesh back option. The frames come in Black or Chrome and the chairs are stackable.

CODE	DESCRIPTION	OVERALL DIMENSIONS	PRICE 4+
25C2967	Upholstered with Black Frame	535W x 510D x 820H	£86.75
25C2968	Upholstered with Chrome Frame	535W x 510D x 820H	£90.95
25C2969	Mesh Back with Black Frame	535W x 510D x 820H	£76.75
25C2970	Mesh Back with Chrome Frame	535W x 510D x 820H	£85.00

- Seat Height 450mm
- Available in Citadel, Era, Phoenix or Rivet fabrics as shown on pages 268 - 271

5 Orlando Chair



The Orlando cantilever chair provides superior comfort for an extremely affordable price. The high quality mesh back offers support in all the right places and it comes with padded arms and a Black or Chrome cantilever frame.

CODE	DESCRIPTION	OVERALL DIMENSIONS	PRICE
25C2971	Armchair Black Frame	565W x 535D x 1000H	£155.00
25C2972	Armchair Chrome Frame	565W x 535D x 1000H	£165.50

- Seat Height 480mm
- Available in Black only

5 Moulton Chair

The Moulton range has been designed with flexibility in mind and is perfect for training, meeting or conference rooms. It comes with a choice of a Chrome 4 legged or cantilever frame, both of which are stackable.

CODE	DESCRIPTION	OVERALL DIMENSIONS	PRICE
25C2973	Upholstered 4 Leg Frame	480W x 460D x 870H	£141.75
25C2974	Upholstered Cantilever Frame	480W x 460D x 870H	£141.75
25C2975	Mesh Back 4 Leg Frame	480W x 460D x 870H	£151.50
25C2976	Mesh Back Cantilever Frame	480W x 460D x 870H	£151.50

- Seat Height 490mm
- Available in Advantage, Era, Phoenix, Rivet and Macflex Vinly fabrics as shown on pages 268 - 271



5 Moulton High Back Chair

The Moulton range has been designed with flexibility in mind and is perfect for training, meeting or conference rooms. It comes with a choice of a Chrome 4 legged or cantilever frame, both of which are stackable.

CODE	DESCRIPTION	OVERALL DIMENSIONS	PRICE
25C2977	4 Leg Frame	480W x 460D x 1040H	£170.75
25C2978	Cantilever Frame	480W x 460D x 1040H	£170.75

- Seat Height 490mm
- Available in Advantage, Era, Phoenix, Rivet and Macflex Vinly fabrics as shown on pages 268 - 271



5 Oakham Chair

The Oakham chairs are styled for a reception or breakout area. The polished Chrome base is height adjustable and features a compact tilt mechanism with the option of a square or curved design, the Oakham is available in single or two tone fabric, at no additional cost.

CODE	DESCRIPTION	OVERALL DIMENSIONS	PRICE
25C2979	Round Back	590W x 580D x 900H	£336.75
25C2980	Square Back	590W x 580D x 940H	£336.75

- Seat Height 370-470mm
- Available in Blazer fabrics as shown on page 273



5 Windsor Chair



The Windsor chair comes with a natural Beech frame, stacks up to 4 high and is available with or without arms.

CODE	DESCRIPTION	DIMENSIONS	PRICE
25C2981	Side Chair	530W x 600D x 840H	£106.95
25C2982	Armchair	530W x 600D x 840H	£113.95

- Seat Height 490mm
- Available in Advantage, Era, Phoenix or Rivet fabrics as shown on pages 268 - 271

5 Rockingham Chair



The Rockingham is a large Beech framed chair with a contoured back, ideal for use in the boardroom or reception areas. This chair is stackable up to 4 high.

CODE	DESCRIPTION	DIMENSIONS	PRICE
25C2983	Side chair	590W x 610D x 885H	£164.75
25C2984	Armchair	590W x 610D x 885H	£164.75

- Seat Height 470mm
- Available in Advantage, Era, Phoenix or Rivet fabrics as shown on pages 268 - 271

5 Nobu Chairs



The Nobu chairs have a visually striking Scandinavian design that is perfect for both modern and traditional offices. They are manufactured with Steel framework and solid Ash wooden legs on glides. The Nobu is available in single or two tone fabric, at no additional cost.

CODE	DESCRIPTION	DIMENSIONS	PRICE
25C2985	Chair	500W x 500D x 810H	£282.95
25C2986	Armchair	600W x 550D x 805H	£442.50

- Available in Era fabrics as shown on page 270
- Seat Height 470mm



RECEPTION SEATING

Jigsaw Range	234
Metal Framed Seating	236
Ultra Range	237
Tub Range	238
Iconic Range	240
Iconic Connect	242
Iceberg Range	244
Leather Seating	246

5 Jigsaw Shapes



Extensive range of stylish, lightweight stools which can be configured to create endless layouts.

CODE	DESCRIPTION	SIZE IN MM	PRICE
25ST2987	Round 2 Bite Fabric	525W x 515D x 370H	POA
25ST2988	Round - Fabric	430W x 430D x 370H	POA
25ST2989	Long 1 Bite - Fabric	980W x 430D x 370H	POA
25ST2990	Long - Fabric	1040W x 430D x 370H	POA
25ST2991	Round 2 Bite Vinyl	525W x 515D x 370H	POA
25ST2992	Round - Vinyl	430W x 430D x 370H	POA
25ST2993	Long 1 Bite - Vinyl	980W x 430D x 370H	POA
25ST2994	Long - Vinyl	1040W x 430D x 370H	POA

- Available in Advantage, Era, Phoenix & Rivet fabrics as shown on pages 268 - 270

- Available in Just Colour Vinyl as shown on page 272



5 Jigsaw Stools



Lightweight range of stools with FSC certified wood core and Black feet, upholstered in a large range of fabric or vinyls.

CODE	DESCRIPTION	SIZE IN MM	PRICE
25ST2995	Stool - Fabric	550W x 500D x 370H	POA
25ST2996	Angled Stool - Fabric	560W x 350W x 500D x 370H	POA
25ST2997	Stool - Vinyl	550W x 500D x 370H	POA
25ST2998	Angled Stool - Vinyl	560W x 350W x 500D x 370H	POA

- Available in Advantage, Era, Phoenix & Rivet fabrics as shown on pages 268 - 270

- Available in Just Colour Vinyl as shown on page 272



5 Jigsaw Toadstools



The Toadstools come with a White vinyl base, your choice of fabric or vinyl in a wide range of colours and come with White vinyl spots. Manufactured with a polystyrene core with 18mm FSC® & wooden base

CODE	DESCRIPTION	SIZE IN MM	PRICE
25ST2999	Toadstool - Fabric	450D x 450H	POA
25ST3000	Pack of 3 Toadstools - Fabric	450D x 450H	POA
25ST3001	Toadstool - Vinyl	450D x 450H	POA
25ST3002	Pack of 3 Toadstools - Vinyl	450D x 450H	POA

- Available in Advantage, Era, Phoenix & Rivet fabrics as shown on pages 268 - 270

- Available in Just Colour Vinyl as shown on page 272

- Pack of 3 will all be upholstered in the same option

5 Jigsaw Shapes

Extensive range of lightweight stools with polystyrene cores which can be configured to create endless layouts. Ideal for reception and break-out areas as well as libraries and residential areas.

CODE	DESCRIPTION	SIZE IN MM	PRICE
25ST3003	Round 2 Bite - Fabric	530W x 520D x 450H	POA
25ST3004	Round - Fabric	530W x 530D x 450H	POA
25ST3005	Long 1 Bite - Fabric	1050W x 530D x 450H	POA
25ST3006	Long - Fabric	1180W x 530D x 450H	POA
25ST3007	Round 2 Bite - Vinyl	530W x 520D x 450H	POA
25ST3008	Round - Vinyl	530W x 530D x 450H	POA
25ST3009	Long 1 Bite - Vinyl	1050W x 530D x 450H	POA
25ST3010	Long - Vinyl	1180W x 530D x 450H	POA

- Available in Advantage, Era, Phoenix & Rivet fabrics as shown on pages 268 - 270
- Available in Just Colour Vinyl as shown on page 272



5 Jigsaw Stools

Lightweight range of stools with FSC certified wood core and Black feet, upholstered in a large range of fabric or vinyls.

CODE	DESCRIPTION	SIZE IN MM	PRICE
25ST3011	Stool - Fabric	560W x 610D x 450H	POA
25ST3012	Angled Stool - Fabric	600W x 350W x 610D x 450H	POA
25ST3013	Stool - Vinyl	560W x 610D x 450H	POA
25ST3014	Angled Stool - Vinyl	600W x 350W x 610D x 450H	POA

- Available in Advantage, Era, Phoenix & Rivet fabrics as shown on pages 268 - 270
- Available in Just Colour Vinyl as shown on page 272



5 Jigsaw Cross

Lightweight range of stools with FSC certified wood core and Black feet, upholstered in a range of fabric or vinyls.

CODE	DESCRIPTION	SIZE IN MM	PRICE
25ST3015	Square Stool - Fabric	450W x 450D x 450H	POA
25ST3016	Cross - Fabric	1330W x 1330D x 450H	POA
25ST3017	Square Stool - Vinyl	450W x 450D x 450H	POA
25ST3018	Cross - Vinyl	1330W x 1330D x 450H	POA

- Available in Advantage, Era, Phoenix & Rivet fabrics as shown on pages 268 - 270
- Available in Just Colour Vinyl as shown on page 272



2 Rubic Chair




The Rubic chair is a traditional steel framed low easy seat manufactured with deep seat and back pads in a choice of 2 colours and comes with an 8 hour usage rating.

CODE	DESCRIPTION	DIMENSIONS	PRICE
25C3019	Chair	530W x 680D x 810H	£177.75

- Seat height 430mm

Colour options:



Frame:



2 Pearl Chair



The Pearl reception chair comes with a deep seat and back for contemporary, comfortable seating. It is available in 3 fabric colour options and a Black powder coated 18mm Steel frame.

CODE	DESCRIPTION	DIMENSIONS	PRICE
25C3020	Chair	650W x 800D x 860H	£232.25

- Seat height 425mm

Colour options:



Frame:



2 Jade Chair



The Jade reception chair comes with a deep seat and back with stylish stitching detail for contemporary, comfortable seating. It is available in 3 fabric colour options and a Black powder coated 18mm Steel frame.

CODE	DESCRIPTION	DIMENSIONS	PRICE
25C3021	Chair	620W x 880D x 830H	£193.50

- Seat height 435mm



Colour options:



Frame:



5 Ultra Reception Chairs

The Ultra is a cost effective range of modular reception seating. All the chairs are fully upholstered and come with glide feet.

CODE	DESCRIPTION	SIZE IN MM	PRICE
25C3022	Chair	610W x 670D x 670H	£109.25
25C3023	Chair with Left or Right Arm	650W x 670D x 670H	£145.75
25C3024	Armchair	770W x 670D x 670H	£176.75

- Available in Citadel fabrics as shown on page 271
- Seat Height 430mm



5 Ultra Corner Chairs

The Ultra is a cost effective range of modular reception seating. All the chairs are fully upholstered and come with glide feet.

CODE	DESCRIPTION	SIZE IN MM	PRICE
25C3025	Concave Segment Chair	490W x 670D x 670H	£109.25
25C3026	Convex Segment Chair	490W x 670D x 670H	£109.25
25C3027	Corner Unit	610W x 610D x 670H	£213.95

- Available in Citadel fabrics as shown on page 271
- Seat Height 430mm



5 Ultra Reception Sofa

The Ultra is a cost effective range of modular reception seating. All the chairs are fully upholstered and come with glide feet.

CODE	DESCRIPTION	SIZE IN MM	PRICE
25C3028	Two Seater with Arms	1380W x 670D x 670H	£291.50

- Available in Citadel fabrics as shown on page 271
- Seat Height 430mm



5 Ultra Coffee Table

The Ultra range comes with a square coffee table with an upholstered surround and a Beech top.

CODE	DESCRIPTION	SIZE IN MM	PRICE
25C3029	Square Coffee Table	620W x 620D x 415H	£90.75

- Available in Citadel fabrics as shown on page 271



5 Classline Value Tub Range



The Classline Value open front tub chairs are manufactured with thick CMHR foam and a generously sized fixed seat pad.

CODE	DESCRIPTION	DIMENSIONS	PRICE
25C3030	Open Front Chair	725W x 620D x 780H	£239.50
25C3031	Open Front 2 Seater Sofa	1225W x 620D x 780H	£422.50

- Available in Era, Phoenix & Rivet fabric options as shown on pages 268 - 270
- Seat Height 450mm



5 Classline Tub Range



The Classline open front tub chairs are manufactured with a webbed core with thick CMHR foam and a separate seat cushion.

CODE	DESCRIPTION	DIMENSIONS	PRICE
25C3032	Open Front Tub Chair	700W x 560D x 830H	£287.50
25C3033	Open Front 2 Seater Sofa	1200W x 560D x 830H	£492.75
25C3034	Open Front 3 Seater Sofa	1700W x 560D x 830H	£720.25

- Available in Era, Phoenix & Rivet fabric options as shown on pages 268 - 270
- Seat Height 440mm



5 Classline Tub Range



The Classline closed front tub chairs are manufactured with a webbed core with thick CMHR foam and a separate seat cushion.

CODE	DESCRIPTION	DIMENSIONS	PRICE
25C3035	Closed Front Tub Chair	700W x 560D x 830H	£304.75
25C3036	Closed Front 2 Seater Sofa	1200W x 560D x 830H	£520.75
25C3037	Closed Front 3 Seater Sofa	1700W x 560D x 830H	£758.50

- Available in Era, Phoenix & Rivet fabric options as shown on pages 268 - 270
- Seat Height Closed Front Tubs: 440mm



5 Orion Wooden Leg Tub Range

The Orion open front tub chairs are manufactured with a webbed core with thick CMHR foam and a separate seat cushion. They are supplied with stylish wooden legs.

CODE	DESCRIPTION	DIMENSIONS	PRICE
25C3038	Open Front Tub Chair	700W x 560D x 770H	£384.75
25C3039	Open Front 2 Seater Sofa	1200W x 560D x 770H	£593.75
25C3040	Open Front 3 Seater Sofa	1700W x 560D x 770H	£839.50

- Available in Era, Phoenix & Rivet fabric options as shown on pages 268 - 270
- Seat Height: 470mm



5 Orion Metal Leg Tub Range

The Orion open front tub chairs are manufactured with a webbed core with thick CMHR foam and a separate seat cushion. They are supplied with stylish metal legs.

CODE	DESCRIPTION	DIMENSIONS	PRICE
25C3041	Open Front Tub Chair	700W x 560D x 770H	£384.75
25C3042	Open Front 2 Seater Sofa	1200W x 560D x 770H	£593.75
25C3043	Open Front 3 Seater Sofa	1700W x 560D x 70H	£839.50

- Available in Era, Phoenix & Rivet fabric options as shown on pages 268 - 270
- Seat Height: 470mm



5 Orion Coffee Tables

The Orion coffee tables come with a standard White or Beech laminate top or the option of toughened glass. The surround can be upholstered to match your seating range.

CODE	DESCRIPTION	DIMENSIONS	PRICE
25T3044	Square Table Laminate Top	570W x 570D x 350H	£163.50
25T3045	Round Table Laminate Top	600D x 350H	£163.50
25T3046	Square Table Glass Top	570W x 570D x 350H	£199.50
25T3047	Round Table Glass Top	600D x 350H	£199.50

- Available in Era, Phoenix & Rivet fabric options as shown on pages 268 - 270



Top colour options:






5 Iconic Bench Range

The Iconic range allows you to create a large array of layouts due to its modular design. The range offers a single, two seater or three seater seat which can be used as stand alone option, with or without a back and with or without the option of arms. This range is manufactured with a webbed seat and thick CMHR foam for superior comfort. They are supplied with metal legs as standard.


CODE	DESCRIPTION	DIMENSIONS	PRICE
25B3048	Single Bench	580W x 700D x 430H	£293.75
25B3049	Single Bench with Back	580W x 700D x 850H	£398.95
25B3050	Two Seater Bench	1100W x 700D x 430H	£384.00
25B3051	Two Seater Bench with Back	1100W x 700D x 850H	£485.75
25B3052	Three Seater Bench	1800W x 700D x 430H	£486.95
25B3053	Three Seater Bench with Back	1800W x 700D x 850H	£632.75
25ACC3054	Additional Arm	150W x 700D x 700H	£153.75

- Available in Era, Phoenix & Rivet fabric options as shown on pages 268 - 270
- Seat Height 430mm



Single Bench

Single Bench with Arms




Two Seater Bench

Two Seater Bench with Arms



Additional Arm



Three Seater Bench

Three Seater Bench with Arms



5 Iconic Corner & End Range

The range offers a D end and Corner unit which are ideal for finishing off a run of seating or putting together a central seating design. This range is manufactured with a webbed seat and thick CMHR foam for superior comfort. They are supplied with metal legs as standard.


The two coffee tables are the same size as a single or double unit with a choice of a White or Beech laminate top and stylish metal legs as standard.

CODE	DESCRIPTION	DIMENSIONS	PRICE
25B3055	45° Corner Bench	700W x 700D x 430H	£218.50
25B3056	90° Corner Bench	700W x 700D x 430H	£242.95
25B3057	Square Corner Bench	700W x 700D x 430H	£321.25
25B3058	Square Corner Unit with Back	700W x 700D x 850H	£632.75
25B3069	D End Unit with Back	1400W x 700D x 850H	£606.95
25T3060	Single Table	580W x 700D x 430H	£262.50
25T3061	Double Table	1100W x 700D x 430H	£334.50

- Available in Era, Phoenix & Rivet fabric options as shown on pages 268 - 270
- Seat Height 430mm



45° Corner Bench



90° Corner Bench



Square Corner Bench




Square Corner Bench with Back



D End Unit with Back




Single Table



Double Table

5 Iconic Connect Seats





The modern Iconic Connect is a high back seating range that comes in a single, two or three seater option. An optional link panel allows you to create pods and removes the need for fixed partitioning. Manufactured with a webbed seat, thick CMHR foam and surround panels with an acoustic core to help reduce noise.

CODE	DESCRIPTION	DIMENSIONS	PRICE
25C3062	Single Seater	980W x 800D x 1200H	£1134.95
25C3063	Two Seater	1500W x 800D x 1200H	£1487.50
25C3064	Three Seater	2000W x 800D x 1200H	£1782.95
25ACC3065	Link Panel	1000W x 100D x 1200H	£353.25

- Available in Era, Phoenix & Rivet fabric options as shown on pages 268 - 270
- Two tone option available at no additional cost
- Seat height 430mm

5 Iconic Connect Open Pods





The Iconic Connect Open pods come with an open front to allow easier access to the pod. The 25mm MFC fixed table is tapered, starting at 800mm wide at the link panel, going down to 600mm wide at the front with a Black pole leg. The tables are available in an Oak, Matt White or Black finish.

CODE	DESCRIPTION	DIMENSIONS	PRICE
25C3066	Two Person Open Pod	2600W x 880D x 1200H	£1779.50
25C3067	Four Person Open Pod	2600W x 1400D x 1200H	£2519.50
25C3068	Six Person Open Pod	2600W x 1900D x 1200H	£3300.75

- Available in Era, Phoenix & Rivet fabric options as shown on pages 268 - 270
- Two tone option available at no additional cost
- Seat height 430mm

5 Iconic Connect Closed Pods



The Iconic Connect Open pods come with a closed front where more privacy is required. The 25mm MFC fixed table is tapered, starting at 800mm wide at the link panel, going down to 600mm wide at the front with a Black pole leg. The tables are available in an Oak, Matt White or Black finish.

CODE	DESCRIPTION	DIMENSIONS	PRICE
25C3069	Two Person Closed Pod	2600W x 980D x 1200H	£2269.25
25C3070	Four Person Closed Pod	2600W x 1500D x 1200H	£2974.50
25C3071	Six Person Closed Pod	2600W x 2000D x 1200H	£3718.95

- Available in Era, Phoenix & Rivet fabric options as shown on pages 268 - 270
- Two tone option available at no additional cost
- Seat height 430mm

5 Iconic Connect High Back Seats

The modern Iconic Connect is a high back seating range that comes in a single, two or three seater option. An optional link panel allows you to create pods and removes the need for fixed partitioning. Manufactured with a webbed seat, thick CMHR foam and surround panels with an acoustic core to help reduce noise.

CODE	DESCRIPTION	DIMENSIONS	PRICE
25C3072	Single Seater	980W x 800D x 1700H	£1306.50
25C3073	Two Seater	1500W x 800D x 1700H	£1716.00
25C3074	Three Seater	2000W x 800D x 1700H	£2068.75
25ACC3075	Link Panel	1000W x 100D x 1700H	£438.95

- Available in Era, Phoenix & Rivet fabric options as shown on pages 268 - 270
- Two tone option available at no additional cost
- Seat height 430mm



5 Iconic Connect High Back Open Pods

The Iconic Connect Open pods come with an open front to allow easier access to the pod. The 25mm MFC fixed table is tapered, starting at 800mm wide at the link panel, going down to 600mm wide at the front with a Black pole leg. The tables are available in an Oak, Matt White or Black finish.

CODE	DESCRIPTION	DIMENSIONS	PRICE
25C3076	Two Person Open Pod	2600W x 880D x 1700H	£2122.50
25C3077	Four Person Open Pod	2600W x 1400D x 1700H	£2976.75
25C3078	Six Person Open Pod	2600W x 1900D x 1700H	£3872.00

- Available in Era, Phoenix & Rivet fabric options as shown on pages 268 - 270
- Two tone option available at no additional cost
- Seat height 430mm




5 Iconic Connect High Back Closed Pods

The Iconic Connect Open pods come with a closed front where more privacy is required. The 25mm MFC fixed table is tapered, starting at 800mm wide at the link panel, going down to 600mm wide at the front with a Black pole leg. The tables are available in an Oak, Matt White or Black finish.

CODE	DESCRIPTION	DIMENSIONS	PRICE
25C3079	Two Person Closed Pod	2600W x 980D x 1700H	£2612.00
25C3080	Four Person Closed Pod	2600W x 1500D x 1700H	£3431.50
25C3081	Six Person Closed Pod	2600W x 2000D x 1700H	£4290.50

- Available in Era, Phoenix & Rivet fabric options as shown on pages 268 - 270
- Two tone option available at no additional cost
- Seat height 430mm



2 Iceberg Leather Look Tub Seating



Comfortable armchair and two seater tub sofa upholstered in a durable Black PU fabric. Plush cushioned back with a stylish stitching detail, comes with an open front.

CODE	DESCRIPTION	DIMENSIONS	PRICE
25C3082	Arm Chair	735W x 615D x 770H	£246.50
25C3083	Two Seater	1240W x 615D x 770H	£370.00

- Seat Height 415mm



2 Iceberg Leather Faced Seating



The Iceberg leather faced seating range comes with an armchair and 2 seater settee in Black. Manufactured with a deep cushioned seat and back pad for comfort and comes with stylish tubular legs.

CODE	DESCRIPTION	DIMENSIONS	PRICE
25C3084	Arm Chair	830W x 770D x 810H	£461.50
25C3085	Two Seater	1350W x 770D x 810H	£612.75

- Seat Height 450mm
- Available in Black only



2 Iceberg Lux Tub Chairs

Colourful and comfortable armchair and two seater tub sofa with a deep cushioned seat and back, upholstered in 6 exciting durable PU fabric colours. Plush cushioned back with a stylish stitching detail, comes with a closed front and metal tubular legs.

CODE	DESCRIPTION	DIMENSIONS	PRICE
25C3086	Arm Chair	760W x 700D x 730H	£294.95
25C3087	Two Seater	1230W x 620D x 740H	£578.95

- Arm Chair Seat Height 430mm
- Two Seater Seat Height 420mm



Colour options:



2 Iceberg Coffee Tables

A square or rectangular coffee table is available for the Iceberg range which comes with a Beech top and tubular legs.

CODE	DESCRIPTION	DIMENSIONS	PRICE
25T3088	Square Coffee Table	635W x 635D x 460H	£113.75
25T3089	Rectangular Coffee Table	1220W x 635D x 460H	£139.25



2 Retro Reception Range



A contemporary range of bonded leather reception furniture, offering a chair, and two or three seater sofa. Comes with an oversized deep cushioned seat with a medium height supportive backrest. The stylish Chrome frame and integrated leg supports wrap around the chair to create an illusion of being suspended.

CODE	DESCRIPTION	DIMENSIONS	PRICE
25C3090	Chair	890W x 770D x 700H	£430.50
25C3091	Two Seater Sofa	1450W x 770D x 700H	£553.25
25C3092	Three Seater Sofa	2010W x 770D x 700H	£737.25

- Seat Height 410mm
- Available in Black only

2 Infinity Reception Range



The Infinity range of seating is available in various combinations to fit any size or design. The soft leather facings and stitched detail give a contemporary feel with the Chrome surround frames.

CODE	DESCRIPTION	DIMENSIONS	PRICE
25C3093	Infinity Stool	660W x 520D x 440H	£177.00
25C3094	Infinity Chair with Back	660W x 660D x 770H	£285.00
25C3095	Infinity Corner Chair with Back	660W x 660D x 770H	£302.95

- Seat Height 440mm
- Available in Black only



2 Galway Reception Range



The Galway faux leather seating comes with a sturdy wooden frame and webbed base. The extra thick seat and back cushioning makes this range a modern yet comfortable option. The legs are manufactured from 40mm square section steel in a Chrome finish.

CODE	DESCRIPTION	DIMENSIONS	PRICE
25C3096	Reception Chair	700W x 680D x 710H	£577.25
25C3097	Two Seater Reception Sofa	1230W x 680D x 710H	£694.75
25C3098	Three Seater Reception Sofa	1230W x 680D x 710H	£826.25

- Seat Height 440mm
- Three Seater Sofa has a 6 week lead time
- Available in Black only





RECEPTION FURNITURE

Georgian Reception	248
Pigeonhole Units	251
Lecterns	252
Crystal Wall Boards	253
Laptop Tables	254
Coat Stands	254
Trophy Showcases	255
Footrests	256
Kicksteps	256

10 Georgian Base Unit



The Georgian reception range is versatile and stylish offering a wide selection of stand-alone units to suit your needs. All base units are fitted with one central cable port unless ordered with glass or wooden shelves.

CODE	SIZE IN MM	PRICE
25RU3101	600W x 800D x 740H	£245.50
25RU3102	800W x 800D x 740H	£253.75
25RU3103	1000W x 800D x 740H	£258.75
25RU3104	1200W x 800D x 740H	£269.50
25RU3105	1400W x 800D x 740H	£286.50
25RU3106	1600W x 800D x 740H	£298.50
25RU3107	1800W x 800D x 740H	£309.25
25RU3108	2000W x 800D x 740H	£323.75

• Plan and design service available

Top colours:



10 Georgian Base DDA Unit



The DDA base unit comes with a 25mm top, PVC edge and the modesty panel is inset by 330mm.

CODE	SIZE IN MM	PRICE
25RU3109	600W x 800D x 740H	£315.50
25RU3110	800W x 800D x 740H	£321.75
25RU3111	1000W x 800D x 740H	£329.95
25RU3112	1200W x 800D x 740H	£338.25
25RU3113	1400W x 800D x 740H	£355.75
25RU3114	1600W x 800D x 740H	£367.25
25RU3115	1800W x 800D x 740H	£375.95
25RU3116	2000W x 800D x 740H	£389.25

• Plan and design service available

Top colours:



10 Georgian Top Box



The top box comes with a 25mm top, PVC edge is available for all the standard base units. It comes in a range of wood finishes.

CODE	SIZE IN MM	PRICE
25RU3117	600W x 350D x 420H	£144.50
25RU3118	800W x 350D x 420H	£148.95
25RU3119	1000W x 350D x 420H	£156.50
25RU3120	1200W x 350D x 420H	£160.95
25RU3121	1400W x 350D x 420H	£174.25
25RU3122	1600W x 350D x 420H	£189.95
25RU3123	1800W x 350D x 420H	£200.75
25RU3124	2000W x 350D x 420H	£212.75

• Plan and design service available

Top colours:



10 Georgian 45° Corner Units

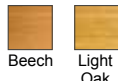
The 45° units offer flexibility when designing your reception layout. The base unit comes with one cable port hole as standard.

CODE	DESCRIPTION	SIZE IN MM	PRICE
25RU3125	Corner Base Unit	1837W x 922D x 800D x 740H	£536.95
25RU3126	Corner Top Box	1837W x 350D x 350D x 420H	£285.25

- Plan and design service available



Wood colours:



Powder coated metal options:



10 Georgian 90° Small Corner Units

The 90° units offer flexibility when designing your reception layout. The base unit comes with one cable port hole as standard.

CODE	DESCRIPTION	SIZE IN MM	PRICE
25RU3127	Small Corner Base Unit	800W x 800D x 800D x 740H	£496.50
25RU3128	Small Corner Top Box	800W x 350D x 350D x 420H	£285.75

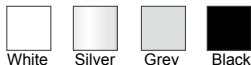
- Plan and design service available



Wood colours:



Powder coated metal options:



10 Georgian 90° Large Corner Units

The 90° units offer flexibility when designing your reception layout. The base unit comes with one cable port hole as standard.

CODE	DESCRIPTION	SIZE IN MM	PRICE
25RU3129	Large Corner Base Unit	1080W x 1080D x 800D x 740H	£531.75
25RU3130	Large Corner Top Box	1080W x 350D x 350D x 420H	£304.75

- Plan and design service available



Wood colours:



Powder coated metal options:



10 Georgian Shelves



Shelves are available for the standard and DDA base units. Wooden shelves are available in 10 wood finishes and the Glass shelves are made from green tinted, strengthened glass.

CODE	DESCRIPTION	SIZE IN MM	PRICE
25RU3131	Wooden Shelf	1200W x 300D	£262.50
25RU3132	Wooden Shelf	1400W x 300D	£276.95
25RU3133	Wooden Shelf	1600W x 300D	£287.75
25RU3134	Strengthened Glass Shelf	800W x 300D	£477.50
25RU3135	Strengthened Glass Shelf	1000W x 300D	£518.50
25RU3136	Strengthened Glass Shelf	1200W x 300D	£536.95
25RU3137	Strengthened Glass Shelf	1400W x 300D	£556.50
25RU3138	Strengthened Glass Shelf	1600W x 300D	£647.95

• Plan and design service available

Top colours:



10 Georgian Kickplates



Stainless steel kickplates are available for all units.

CODE	DESCRIPTION	SIZE IN MM	PRICE
25RU3139	Kickplate	600W x 100H	£75.25
25RU3140	Kickplate	800W x 100H	£79.50
25RU3141	Kickplate	1000W x 100H	£85.25
25RU3142	Kickplate	1200W x 100H	£88.95
25RU3143	Kickplate	1400W x 100H	£92.25
25RU3144	Kickplate	1600W x 100H	£97.95
25RU3145	Kickplate	1800W x 100H	£103.50
25RU3146	Kickplate	2000W x 100H	£111.25
25RU3147	Kickplate	45°	£112.95
25RU3148	Kickplate	90° Small	£108.50
25RU3149	Kickplate	90° Large	£112.95

• Plan and design service available

PLAN & DESIGN SERVICE AVAILABLE, PLEASE CALL FOR FURTHER INFORMATION

10 Georgian Pedestals



The Georgian range of pedestals come with a 25mm top. The wood finishes are resistant to heat, staining and scratching. Comes in a range of colours and are supplied with Silver handles as standard.

CODE	DESCRIPTION	SIZE IN MM	PRICE
25P3150	2 Drawer Low Mobile	438W x 605D x 595H	£131.95
25P3151	3 Drawer Low Mobile	438W x 605D x 595H	£131.95
25P3152	2 Drawer Mobile Under Desk	438W x 550D x 635H	£156.50
25P3153	3 Drawer Mobile Under Desk	438W x 550D x 635H	£156.50
25P3154	4 Drawer Mobile Under Desk	438W x 550D x 635H	£156.50
25P3155	2 Drawer Desk High 800	438W x 800D x 740H	£179.95
25P3156	3 Drawer Desk High 800	438W x 800D x 740H	£179.95
25P3157	4 Drawer Desk High 800	438W x 800D x 740H	£179.95

• Suspension files hook front to back in the filing drawers

• Plan and design service available

Top colours:



5 Wall Mounted Pigeonhole Units

The pigeonhole units are manufactured from 18mm MDF with an 8mm backboard. The adjustable, clear acrylic shelves are 3mm thick and come complete with name strips. Units also come with metal adjustable hanging brackets, but fixings are not provided.

CODE	COLUMNS	DESCRIPTION	SIZE IN MM	PRICE
25PH3158	2	6 Hole	738W x 285D x 360H	£245.15
25PH3159	2	8 Hole	738W x 285D x 460H	£272.55
25PH3160	2	10 Hole	738W x 285D x 560H	£308.15
25PH3161	3	9 Hole	1096W x 285D x 360H	£313.65
25PH3162	3	12 Hole	1096W x 285D x 460H	£349.25
25PH3163	3	15 Hole	1096W x 285D x 560H	£409.50



Colour options:



5 Floor Standing Pigeonhole Units

The pigeonhole units are manufactured from 18mm MDF with an 8mm backboard. The adjustable, clear acrylic shelves are 3mm thick and come complete with name strips.

CODE	COLUMNS	DESCRIPTION	SIZE IN MM	PRICE
25PH3164	2	24 Hole	558W x 375D x 1320H	£532.80
25PH3165	3	36 Hole	826W x 375D x 1320H	£683.45
25PH3166	4	48 Hole	1094W x 375D x 1320H	£847.80
25PH3167	5	60 Hole	1362W x 375D x 1320H	£998.45



Colour options:



5 Floor Standing Pigeonhole Cupboards

The pigeonhole units are manufactured from 18mm MDF with an 8mm backboard. The adjustable, clear acrylic shelves are 3mm thick and come complete with name strips. The cupboard comes with one adjustable shelf.

CODE	COLUMNS	DESCRIPTION	SIZE IN MM	PRICE
25PH3168	3	18 Hole	826W x 375D x 1320H	£683.45
25PH3169	4	24 Hole	1094W x 375D x 1320H	£847.80
25PH3170	3	36 Hole	826W x 375D x 1930H	£1012.15
25PH3171	4	48 Hole	1094W x 375D x 1930H	£1258.70
25PH3172	5	60 Hole	1362W x 375D x 1930H	£1436.75

• Lockable options available, price on request



Colour options:



1 Tabletop Folding Lectern



A traditional looking desktop lectern with a large sloping shelf and paper ledge. The shelf and two hinged side panels fold flat to aid portability and storage. Finished in Maple effect MFC with tough ABS edging.

CODE	DESCRIPTION	SIZE IN MM	PRICE
25LCT3173	Tabletop Lectern	620W x 465D x 550H	£238.00

- **Folded Dimensions: 620W x 210D x 550H**
- **Supplied fully assembled**



Colour option:



Maple

1 Panel Front Lectern



A mobile lectern solution, available in a choice of four colour finishes as shown below, complemented by a Dark Grey steel frame. It features an angled upper shelf with steel bookrest, and a lower accessory shelf. The lectern has 4 castors, 2 of which are locking.

CODE	DESCRIPTION	SIZE IN MM	PRICE
25LCT3174	Panel Front Lectern	600W x 450D x 1200H	£231.75

- **Supplied flat-packed for simple self assembly**
- **This lectern cannot be leaned on**

Colour options:



White Grey Black Beech

1 Folding Lectern



An attractive lectern that folds inwards for storage. The angled platform is adjustable to 20° and 40° to suit a laptop/tablet or paper notes and cable management is provided through to ground level.

CODE	DESCRIPTION	SIZE IN MM	PRICE
25LCT3175	Folding Lectern	620W x 465D x 1280H	£412.75

- **Folded Dimensions: 620W x 210D x 1280H**
- **Supplied fully assembled**

Colour options:



Black Maple Beech

1 Pedestal Lectern

A traditionally designed Pedestal Lectern, available in either a smart Black Ash, or Maple finish. This lectern features a small storage shelf, and a sloping shelf with ledge, to aid presentation.

CODE	DESCRIPTION	SIZE IN MM	PRICE
25LCT3176	Pedestal Lectern	600W x 400D x 1236H	£242.95

- Supplied fully assembled

Colour options:



1 Curve Lectern

An attractive, contemporary design lectern, to add flair to your presentation. Supplied with a small storage shelf, and larger sloping shelf with ledge, to aid presentations.

CODE	DESCRIPTION	SIZE IN MM	PRICE
25LCT3177	Curve Lectern	600W x 406D x 1256H	£261.95

- Supplied fully assembled

Colour options:




1 Secure Lectern

The Secure Lectern is designed with an integral locking compartment, complete with 2 keys. Inside is finished with a height adjustable and removeable shelf.

CODE	DESCRIPTION	SIZE IN MM	PRICE
25LCT3178	Secure Lectern	620W x 543D x 1235H	£340.50

- Supplied fully assembled

Colour options:



1 Crystal Wall Boards



The Crystal Wall display boards are a professional and modern way to present staff, class or team information to visitors. The picture pockets are easy to use and information can be changed as required. The board is made from 6mm, virtually shatterproof PETG.

CODE	DESCRIPTION	SIZE IN MM	PRICE
25BD3179	9 Pockets	320W x 30D x 386H	£152.25
25BD3180	20 Pockets	415W x 30D x 620H	£193.50
25BD3181	20 Large Pockets	539W x 30D x 870H	£233.25
25BD3182	35 Pockets	720W x 30D x 620H	£253.25
25BD3183	Nameplate	350W x 30D x 80H	£30.95


- Standard pockets measure 60W x 82H
- Large pockets measure 90W x 132H
- Chrome stand off fixings supplied.

10 Laptop Tables



Ideal for flexible working, whether joining a group on a sofa or pulling a chair up to a join someone at a desk, these laptop tables are ideal for a variety of environments. Made with 25mm MFC tops in a choice of top and frame colours.


CODE	DESCRIPTION	SIZE IN MM	PRICE
25T3184	Brava Table	404W x 246D x 640H	£219.75
25T3185	Wedge Table	404W x 246D x 640H	£312.95



Top colours:



Frame colours:



1 Hat & Coat Stands



The Cluster comes with a steel stand with polypropylene coat pegs, umbrella rings and bag hooks.

The Classic comes with a Silver stand, wooden knobs, 5 coat pegs, bag hooks and an integral umbrella holder.

The Revolving has a Chrome finish, a revolving head with 5 coat pegs, 5 hooks and an integral umbrella holder.

CODE	DESCRIPTION	SIZE IN MM	PRICE
25ACC3186	Cluster	410D x 1645H	£93.95
25ACC3187	Classic	380D x 1760H	£135.25
25ACC3188	Revolving	380D x 1849H	£181.25

A DELIVERY SURCHARGE MAY APPLY

1 Maplo Free Standing Showcases

The Maplo display showcases are available either fully glazed or with a lockable cupboard at the base. They are heavy duty with aluminium framing and toughened safety glass. Available with the option of 3 LED downlights. All units are made to order and delivered fully assembled.

CODE	DESCRIPTION	SIZE IN MM	PRICE
25DS3189	Fully Glazed	500W x 500D x 1932H	£1450.00
25DS3190	Fully Glazed with 3 downlights	500W x 500D x 1932H	£1690.00
25DS3191	Fully Glazed	1000W x 450D x 1932H	£1970.00
25DS3192	Fully Glazed with 3 downlights	1000W x 450D x 1932H	£2130.00
25DS3193	With Cupboard	500W x 500D x 1932H	£1550.00
25DS3194	With Cupboard and 3 downlights	500W x 500D x 1932H	£1790.00
25DS3195	With Cupboard	1000W x 450D x 1932H	£2030.00
25DS3196	With Cupboard and 3 downlights	1000W x 450D x 1932H	£2100.00

- 500W units are supplied with 4 castors, 2 locking
- 1000W units are supplied with 5 castors, 3 locking



10 Premium Wall Mounted Showcases

The Premium wall mounted trophy showcases have a curved design which features a gloss white centre panel with anodised aluminium sides. The trophy showcase with lights comes with 6 LED spotlights, 3 on either side of the unit. Both options are lockable.

CODE	DESCRIPTION	SIZE IN MM	PRICE
25DS3197	Trophy Showcase	1200W x 250D x 1000H	£1034.75
25DS3198	Trophy Showcase with Lights	1200W x 250D x 1000H	£1253.50



10 Premium Free Standing Showcases

The Premium floor standing trophy showcases have a curved design which features a gloss white centre panel with anodised aluminium sides. The trophy showcase with lights comes with LED spotlights. The floor standing unit can be personalised to feature the name and/ or logo of your school. All options are lockable.

CODE	DESCRIPTION	SIZE IN MM	PRICE
25DS3199	Floor Standing	1200W x 250D x 2000H	£1441.50
25DS3200	Floor Standing with Lights	1200W x 250D x 2000H	£1653.50
25DS3201	Floor Standing with Graphics	1200W x 250D x 2000H	£1665.50
25DS3202	Floor Standing with Lights & Graphics	1200W x 250D x 2000H	£1878.75



1 Footrests



The Arsena footrest is made from Black ABS, comes with 2 height adjustable settings and six tilt angle options.

The Marysa is also made from Black ABS with a non-slip rubber mat. It comes with 4 height adjustable settings and 4 tilt angle options.

CODE	DESCRIPTION	DIMENSIONS	PRICE 2+
25ACC3203	Arsena Footrest	450W x 353D	£95.75
25ACC3204	Marysa Footrest	370W x 250D	£102.55

1 Plastic Kick Step GS Approved




Constructed from tough and durable plastic, this kick step is lightweight and incorporates a non-slip platform. Mounted on 3 retractable polypropylene castors it will not slide, roll or tip over. Approved to the recognised European GS standard.

CODE	DIMENSIONS	PRICE	PRICE 3+
25ACC3205	440D x 450H	£43.95	£40.25

- Load capacity 150kg
- Loaded Height 445mm
- Top diameter 300mm

Colour options:



1 Steel Kick Step GS Approved



This steel kick step is lightweight and incorporates a non-slip platform. Mounted on 3 retractable polypropylene castors it will not slide, roll or tip over. Approved to the recognised European GS standard.

CODE	DIMENSIONS	PRICE	PRICE 3+
25ACC3206	435D x 435H	£46.70	£42.95

- Load capacity 150kg
- Loaded Height 430mm
- Top diameter 290mm

Colour options:





DORMITORY FURNITURE

Bookcases	258
Bedside Cabinets	258
Drawer Units	258
Dressing Tables	259
Wardrobes	259
Storage Beds	260

10 Wall Mountable Bookcases



The wall mountable bookcases come with an 18mm carcass, 2mm PVC edging and one 25mm fixed shelf.

CODE	DESCRIPTION	SIZE IN MM	PRICE
25DF3207	1 fixed shelf	800W x 330D x 600H	£116.75
25DF3208	1 fixed shelf	1000W x 330D x 600H	£136.95

• Wall fixings/screws/mounts are not provided

Top colours:



10 Bedside Cabinets



The bedside cabinets come with an 18mm carcass and a 25mm top with a PVC edge. They have rounded corners for safety and stainless steel effect handles.

CODE	DESCRIPTION	SIZE IN MM	PRICE
25DF3209	1 Drawer/Open	438W x 560D x 648H	£170.50
25DF3210	1 Drawer/1 Door	438W x 560D x 648H	£213.25
25DF3211	3 Drawers	438W x 560D x 648H	£230.25

• Bedside Cabinets are non-locking as standard
• Locks available if required, price on request

Top colours:



10 Chest Of Drawers



The chest of drawers come with an 18mm carcass and a 25mm top with a PVC edge. They have rounded corners for safety and stainless steel effect handles.

CODE	DESCRIPTION	SIZE IN MM	PRICE
25DF3212	3 Drawers	800W x 595D x 725H	£269.50
25DF3213	4 Drawers	800W x 595D x 950H	£331.25
25DF3214	5 Drawers	800W x 595D x 1179H	£391.75

• Chest of Drawers are non-locking as standard
• Locks available if required, price on request

Top colours:



10 Dressing Tables

The single or double drawer dressing tables come with an 18mm carcass and a 25mm top with a PVC edge. They have rounded corners for safety and stainless steel effect handles.

CODE	DESCRIPTION	SIZE IN MM	PRICE
25DF3215	Single	1200W x 595D x 725H	£294.75
25DF3216	Double	1600W x 595D x 725H	£504.00

- Dressing Tables are non-locking as standard
- Locks available if required, price on request



Top colours:



10 Wardrobes

The wardrobes are manufactured with an 18mm carcass, 2mm PVC edging and a 25mm top and shelves. They come with a hanging rail and a top and bottom shelf inside.

CODE	DESCRIPTION	SIZE IN MM	PRICE
25DF3217	Single Door	439W x 600D x 1850H	£293.95
25DF3218	Double Door	800W x 600D x 1850H	£396.25

- Wardrobes are non-locking as standard
- Single wardrobes come left hand hinged as standard
- Locks available if required, price on request



Top colours:



10 Gents Wardrobes

The Gents wardrobes are manufactured with an 18mm carcass, 2mm PVC edging and a 25mm top and shelves. They come with a hanging rail and top shelf inside and 2 drawers at the bottom of the unit.

CODE	DESCRIPTION	SIZE IN MM	PRICE
25DF3219	Single Door	439W x 600D x 1850H	£354.50
25DF3220	Double Door	800W x 600D x 1850H	£473.75

- Wardrobes are non-locking as standard
- Single wardrobes come left hand hinged as standard
- Locks available if required, price on request



Top colours:



10 Budget Beds



The budget student beds come with an 18mm MFC carcass with 2mm PVC edging and include a headboard.

CODE	DESCRIPTION	SIZE IN MM	PRICE
25DF3221	Single (3ft)	1946L x 968D x 960H	£338.25
25DF3222	3/4 (4ft)	1946L x 1278D x 960H	£407.50
25DF3223	Double (4ft6)	1946L x 1428D x 960H	£448.50

- Will accept UK standard size mattresses
- Mattress base height: 400mm

Top colours:



10 Storage Beds



The student storage beds come with an 18mm MFC carcass with 2mm PVC edging. The beds include a headboard and storage compartments on both sides of the bed.

CODE	DESCRIPTION	SIZE IN MM	PRICE
25DF3224	Single (3ft)	1946L x 968D x 960H	£385.50
25DF3225	3/4 (4ft)	1946L x 1278D x 960H	£454.25
25DF3226	Double (4ft6)	1946L x 1428D x 960H	£495.95

- Comes with 4 storage compartments
- Will accept UK standard size mattresses
- Mattress base height: 400mm

Top colours:



10 Premium Beds



The premium student beds come with an 18mm MFC carcass with 2mm PVC edging. The beds include a cupboard headboard, wall protector and 3 under bed drawers on 40kg ball bearing runners with scalloped handles.

CODE	DESCRIPTION	SIZE IN MM	PRICE
25DF3227	Single (3ft)	2354L x 968D x 960H	£964.50
25DF3228	3/4 (4ft)	2354L x 1273D x 960H	£1001.75
25DF3229	Double (4ft6)	2354L x 1425D x 960H	£1022.50

- Comes with 3 storage drawers
- Will accept UK standard size mattresses
- Mattress base height: 400mm

Top colours:





OUTDOOR FURNITURE

Sturdy Benches	262
Picnic Benches	262
Enviro Range	264
Enviro Compact	265
Enviro Eco	266

10 Sturdy Bench



JUNIOR - AGE 4 to 7
ADULT - AGE 7+

PALLET DELIVERY CHARGES WILL APPLY

A versatile basic form of seating with many uses, the benches come with ground fixing plates as standard, for concrete fixing only. Grass fixing extendable legs can be provided at an additional cost.

CODE	DESCRIPTION	SIZE IN MM	SEAT HEIGHT	PRICE
25OD3230	Adult Standard	1500L x 300W x 490H	490mm	£177.00
25OD3231	Junior Standard	1500L x 300W x 305H	305mm	£164.00

Standard colours:



Brown Black

CODE	DESCRIPTION	SIZE IN MM	SEAT HEIGHT	PRICE
25OD3232	Adult Premium	1500L x 300W x 490H	490mm	£212.00
25OD3233	Junior Premium	1500L x 300W x 305H	305mm	£185.00


Premium colour:



Green

CODE	DESCRIPTION	SIZE IN MM	SEAT HEIGHT	PRICE
25OD3234	Adult Premium+	1500L x 300W x 490H	490mm	£221.00
25OD3235	Junior Premium+	1500L x 300W x 305H	305mm	£194.00

Premium+ colours:



Blue Rainbow

- Adult Benches weigh 18.5kg
- Junior Benches weigh 15kg
- PALLET DELIVERY CHARGES WILL APPLY



10 Heavy Duty Picnic Bench



PALLET DELIVERY CHARGES WILL APPLY

The heavy duty picnic bench is made from robust and solid recycled plastic with an attractive finish. The surface is easy to clean and dries quickly making it ideal for outdoor use and maintains its appearance throughout the year in the harshest of environments. The plastic and fixings are not affected by extreme weather.

CODE	DESCRIPTION	SIZE IN MM	SEAT HEIGHT	PRICE
25OD3236	Adult Standard	1500L x 1200W x 780H	490mm	£403.00
25OD3237	Junior Standard	1200L x 1200W x 610H	360mm	£345.00

Standard colours:



Brown Black

CODE	DESCRIPTION	SIZE IN MM	SEAT HEIGHT	PRICE
25OD3238	Adult Premium	1500L x 1200W x 780H	490mm	£449.00
25OD3239	Junior Premium	1200L x 1200W x 610H	360mm	£392.00

Premium colours:



Green Blue Rainbow

- Adult Benches weigh 95.5kg
- Junior Benches weigh 48.5kg
- PALLET DELIVERY CHARGES WILL APPLY



JUNIOR - AGE 4 to 7
ADULT - AGE 7+

10 Olympic Picnic Bench

PALLET DELIVERY CHARGES WILL APPLY

The Olympic picnic bench is designed for easy access by those wishing to sit on the benches or to push a wheelchair up to the table.

CODE	DESCRIPTION	SIZE IN MM	SEAT HEIGHT	PRICE
25OD3240	Adult Standard	2100L x 2100W x 700H	490mm	£691.00
25OD3241	Junior Standard	2100L x 2100W x 630H	305mm	£623.00

Standard colours:



Brown Black

CODE	DESCRIPTION	SIZE IN MM	SEAT HEIGHT	PRICE
25OD3242	Adult Premium	2100L x 2100W x 700H	490mm	£761.00
25OD3243	Junior Premium	2100L x 2100W x 630H	305mm	£691.00

Premium colours:



Green Blue Grey

- Adult Benches weigh 120kg
- Junior Benches weigh 100kg
- PALLET DELIVERY CHARGES WILL APPLY



JUNIOR - AGE 4 to 7
ADULT - AGE 7+

10 Octobrunch Picnic Bench

PALLET DELIVERY CHARGES WILL APPLY

The Octobrunch picnic bench is designed for easy access by those wishing to sit on the benches or to push a wheelchair up to the table.

CODE	DESCRIPTION	SIZE IN MM	SEAT HEIGHT	PRICE
25OD3244	Adult Standard	2100L x 2100W x 700H	490mm	£672.00
25OD3245	Junior Standard	1900L x 1900W x 630H	305mm	£608.00

Standard colours:



Brown Black

CODE	DESCRIPTION	SIZE IN MM	SEAT HEIGHT	PRICE
25OD3246	Adult Premium	2100L x 2100W x 700H	490mm	£769.00
25OD3247	Junior Premium	1900L x 1900W x 630H	305mm	£703.00

Premium colour:



Green

CODE	DESCRIPTION	SIZE IN MM	SEAT HEIGHT	PRICE
25OD3248	Adult Premium+	2100L x 2100W x 700H	490mm	£803.00
25OD3249	Junior Premium+	1900L x 1900W x 630H	305mm	£733.00

Premium+ colours:



Blue Rainbow

- Adult Benches weigh 170kg
- Junior Benches weigh 140kg
- PALLET DELIVERY CHARGES WILL APPLY



JUNIOR - AGE 4 to 7
ADULT - AGE 7+

5 Enviro Square Outdoor Tables



The Enviro outdoor tables are manufactured from synthetic wood made from recycled materials. The mahogany table top looks and feels like wood but will not deteriorate like wood.

CODE	SIZE IN MM	WEIGHT	PRICE 1-4	PRICE 5+
25OD3250	790L x 790W	13.00kg	£195.65	£183.45
25OD3251	900L x 900W	15.00kg	£272.55	£255.55
25OD3252	1250L x 1250W	27.00kg	£456.70	£428.20

- See height chart below for available table heights
- Anodised Silver frame as standard
- Delivered flat-packed for simple assembly using an allen key

 **MADE IN THE UK**

5 Enviro Rectangular Outdoor Tables



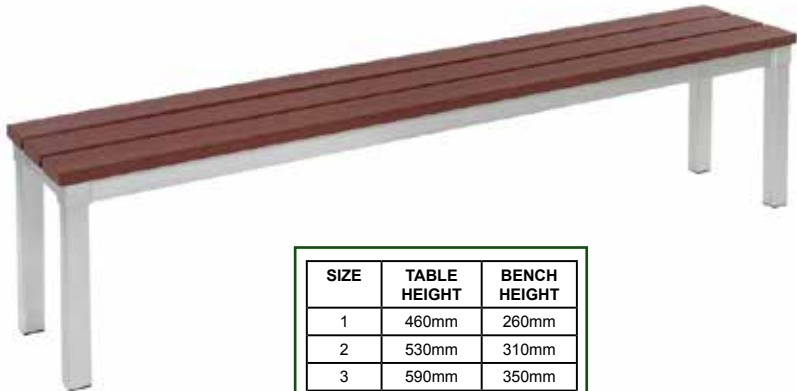
The Enviro outdoor tables are manufactured from synthetic wood made from recycled materials. The mahogany table top looks and feels like wood but will not deteriorate like wood.

CODE	SIZE IN MM	WEIGHT	PRICE 1-4	PRICE 5+
25OD3253	1250L x 900W	18.75kg	£365.35	£342.55
25OD3254	1800L x 900W	27.00kg	£456.70	£428.20

- See height chart below for available table heights
- Anodised Silver frame as standard
- Delivered flat-packed for simple assembly using an allen key



5 Enviro Outdoor Benches



Matching benches are available in the Enviro outdoor range. Easily assembled by connecting the bench legs to the frame using a simple allen key.

CODE	SIZE IN MM	WEIGHT	PRICE 1-4	PRICE 5+
25OD3255	700L x 330W	7.00kg	£125.80	£117.95
25OD3256	1050L x 330W	8.50kg	£167.45	£157.00
25OD3257	1600L x 330W	13.00kg	£197.90	£185.55

- See height chart below for available bench heights
- Anodised Silver frame as standard
- Delivered flat-packed for simple assembly using an allen key

SIZE	TABLE HEIGHT	BENCH HEIGHT
1	460mm	260mm
2	530mm	310mm
3	590mm	350mm
4	640mm	380mm
5	710mm	430mm
6	760mm	460mm

5 Enviro Compact Square Tables


The Enviro Compact tables are suitable for indoor and outdoor use and are hardwearing and maintenance free. They come with a choice of slatted or solid tops made from strong, durable compact laminate in a range of 4 colours.

CODE	DESCRIPTION	SIZE IN MM	WEIGHT	PRICE 1-4	PRICE 5+
25OD3258	Slatted Top	600W x 600D	10.50kg	£199.65	£187.20
25OD3259	Solid Top	600W x 600D	11.00kg	£199.65	£187.20

- See height chart on page 264 for available bench heights
- Anodised aluminium Silver frame as standard
- Delivered flat-packed for simple assembly using an allen key



Top colours:



MADE IN THE UK

5 Enviro Compact Rectangular Tables

The Enviro Compact tables are suitable for indoor and outdoor use and are hardwearing and maintenance free. They come with a choice of slatted or solid tops made from strong, durable compact laminate in a range of 4 colours.

CODE	DESCRIPTION	SIZE IN MM	WEIGHT	PRICE 1-4	PRICE 5+
25OD3260	Slatted Top	1000W x 600D	14.00kg	£239.60	£224.65
25OD3261	Slatted Top	1500W x 600D	20.00kg	£326.10	£305.75
25OD3262	Solid Top	1000W x 600D	14.50kg	£239.60	£224.65
25OD3263	Solid Top	1500W x 600D	20.50kg	£326.10	£305.75

- See height chart on page 264 for available bench heights
- Anodised aluminium Silver frame as standard
- Delivered flat-packed for simple assembly using an allen key



Top colours:



5 Enviro Compact Benches

The Enviro Compact benches complement the range of rectangular tables and are also available with a slatted or solid top in a range of 4 colours.

CODE	DESCRIPTION	SIZE IN MM	WEIGHT	PRICE 1-4	PRICE 5+
25OD3264	Slatted Top	1000W x 300D	8.50kg	£173.05	£162.25
25OD3265	Slatted Top	1500W x 300D	9.00kg	£199.65	£187.20
25OD3266	Solid Top	1000W x 300D	11.60kg	£173.05	£162.25
25OD3267	Solid Top	1500W x 300D	12.10kg	£199.65	£187.20


- See height chart on page 264 for available bench heights
- Anodised aluminium Silver frame as standard
- Delivered flat-packed for simple assembly using an allen key



Top colours:



5 Enviro Eco Tables



This eco-friendly outdoor furniture features a smart black slatted top and an anodised aluminium frame. Using synthetic wood, produced from recycled materials and recyclable aluminium, this is a great product for the environmentally conscious. Hard-wearing, durable and maintenance-free, the table can be left outside all year round, it will not show any signs of deterioration and will keep looking good for years.

CODE	DESCRIPTION	SIZE IN MM	PRICE 1-4	PRICE 5+
25OD3268	Square Table	675L x 675W	£172.50	£140.75
25OD3269	Square Table	790L x 790W	£201.25	£164.25
25OD3270	Square Table	900L x 900W	£253.00	£206.25
25OD3271	Rectangular Table	1250L x 675W	£253.00	£206.25
25OD3272	Rectangular Table	1250L x 900W	£299.00	£243.75
25OD3273	Rectangular Table	1500L x 675W	£287.50	£234.50
25OD3274	Rectangular Table	1500L x 900W	£333.50	£271.95
25OD3275	Rectangular Table	1800L x 675W	£322.00	£262.50
25OD3276	Rectangular Table	1800L x 900W	£385.25	£314.25

- Anodised aluminium Silver frame as standard
- UV and water resistant
- 100% maintenance free
- 100% recyclable
- Delivered flat-packed for simple assembly using an allen key



5 Enviro Eco Benches



Eco friendly benches with all the same specifications and features to match the tables above.

The floor fixing kit will enable you to secure your outdoor Enviro furniture to the ground. Please ensure you advise us that you will be using a fastening kit at the time of ordering your outdoor furniture so that we can drill the special holes required in the table/bench legs on your behalf.

CODE	DESCRIPTION	SIZE IN MM	PRICE 1-4	PRICE 5+
25OD3277	Bench	790L x 330W	£115.00	£93.75
25OD3278	Bench	900L x 330W	£120.75	£98.50
25OD3279	Bench	1250L x 330W	£149.50	£121.95
25OD3280	Bench	1500L x 330W	£166.75	£135.95
25OD3281	Bench	1800L x 330W	£184.00	£150.00

25OD3282	Floor Fixing Kit	Set of 2	£24.10
----------	------------------	----------	--------

- Floor fixing kit is applied with the fixings required to secure two legs diagonally and works on both tables and benches



SIZE	TABLE HEIGHT	BENCH HEIGHT
1	460mm	260mm
2	530mm	310mm
3	590mm	350mm
4	640mm	380mm
5	710mm	430mm
6	760mm	460mm



MADE IN THE UK



Camira Advantage: Wine
Page 268



Whilst reasonable care has been taken to re-produce accurate product colours and finishes in this catalogue, the colour and finishes supplied may differ slightly. Please request a fabric swatch card if you are unsure. All products are made to order and re-stocking charges will apply if you are unhappy with your choice.



Camira Phoenix: Solano
Page 268



Camira Rivet: Verdigris
Page 269



Camira Era: Period
Page 270



Camira Citadel: Ralstone
Page 271



Just Colour: UltraViolet
Page 272



Blazer: Aston
Page 273



Lexair Paintbox: Biella
Page 274



Camira Cara: Pitlochry
Page 274

Camira Advantage Fabric

Low Hazard commercial seating fabric, Advantage, offers a combination of enduring aesthetic appeal and high performance durability which means it will look good and last for years. Advantage is a plain weave fabric in a rich assortment of colourways in both plains and mixes.



Task seating

Cigarette
& Match

Year guarantee



Adriatic AD001



Aqua AD002




Cobalt AD004



Cranberry AD005



Clipper AD126



Granite AD009



Mineral AD010



Nightshade AD011



Red AD014



Aztec AD113



Wine AD020




Purple AD118



Turquoise AD027



Charcoal AD028




Grape AD029



Black AD055



Trident AD124



Graphite AD066



Pewter AD072



Hobbit AD213



Persian AD101

Camira Phoenix Fabric

Phoenix is a cost-effective simple crêpe weave fabric available in a wide selection of commercial colourways, suitable for task seating.



Task seating

Cigarette
& Match

Washable



Year guarantee



Paseo YP019



Solano YP110



Guyana YP051



Ocean YP100



Belize YP105



Calypso YP106



Montserrat YP011



Olympic YP113



Taboo YP045



Sombrero YP046



Costa YP026




Blizzard YP081



Scuba YP082



Curacao YP005



Havana YP009



Campeche YP112

Camira Rivet Fabric

Rivet is a fixating fabric which not only connects with the modern collaborative workplace, but also forms a bridge between textile traditions and future innovation. Rivet is a lightly textured hopsack which emulates the swathe of suiting in a well-heeled synthetic. Made from 100% REPREEVE®, a brand of recycled polyester made from used plastic bottles, Rivet celebrates Camira's 20 years' experience in designing and manufacturing recycled fabrics.



Task seating




Soft seating

Cigarette
& MatchBleach
cleanable

Washable



Environmental

10
Year guarantee


Vitreous EGL01



Wire EGL03



Resin EGL04



Alloy EGL05




Tungsten EGL07



Fuse EGL08



Molten EGL09



Spark EGL010



Burnish EGL011



Forge EGL012




Abraid EGL013



Copper EGL014



Ferrous EGL015



Prime EGL016




Solder EGL018



Chromoly EGL019



Tensile EGL020



Verdigris EGL021




Quench EGL023



Crucible EGL024




Cast EGL025



Galvanise EGL26




Hammer EGL027



Olive EGL031



Deep Clay EGL032



Woodrose EGL033



Hemlock EGL034




Lagoon EGL035



Otter EGL036




Charcoal EGL037



Deep Sea EGL048



Twig EGL049



Grey Brindle EGL050



Camira Era Fabric

Era is a subtle, two tone polyester fabric containing stretch in both directions for ease of upholstery. The baby herringbone weave offers an understated contemporary texture while its colouring technique provides close up intrigue. The palette incorporates playful brights and sophisticated muted tones.



Task seating



Soft seating

Cigarette
& Match

Washable

Bleach
cleanable

Year guarantee



Aeon CSE20



Calendar CSE19



Chapter CSE08



Cycle CSE06



Event CSE018



Everlasting CSE10



Forecast CSE11



Forward CSE14



Futurist CSE01



Generation CSE02



History CSE21



Lifetime CSE03



Perennial CSE12



Period CSE07



Phase CSE17



Present CSE13



Prime CSE09



Span CSE05



Stage CSE15



Timelapse CSE16



Memo CSE46



Quota CSE41



Youth CSE39



Prompt CSE45



Range CSE42



Late CSE43



Maturity CSE40



Elapse CSE44



Transition CSE30



Analogue CSE33



Notation CSE36



Splitsecond CSE31



Endurance CSE34



Rest CSE37



Occasion CSE32



Signature CSE35



Occurrence CSE23



Date CSE24



Sequence CSE25



Turn CSE26



Measure CSE27



Extent CSE28



Experience CSE29



Allowance CSE38



Camira Citadel Fabric

A popular classic, Citadel is a hard-wearing synthetic upholstery fabric with a simple plain weave construction that carries a 10 year guarantee. It is available in an appealing range of colours including soft mélangé mixtures and the widely favoured solid shades.



Task seating

Cigarette
& Match

B1

Bleach
cleanable10
Year guarantee

Abide FL829



Augusta FL125




Beacon FL822



Bingham FL801



Confine FL833



Craven FL019



Drawbridge FL828



Fortress FL821



Hamilton FL010



Hideaway FL824



Ralstone FL768



Redoubt FL832



Redstone FL076



Resistance FL830



Stillwater FL757

Macflex Fabric

Available on selected ranges shown below



Black Vinyl

Esme, Tresham, Classline, Kirby, Haddon, Fairway, Applause, Encore & Moulton.



Just Colour Fabric

Just Colour is the market leader in upholstery fabrics. It is a Crib 5 vinyl with a soft feel. It is REACH compliant, phthalate free, is anti-microbial and has 1 million martindale rubs. Just Colour is suitable for all seating applications from schools to speed boats, and operating theatres to opera houses. It comes in a range of bright and elegant colours.



Blazer Fabric

Blazer is a classic, pure new wool upholstery fabric with a billiard cloth felted finish. It is made from premium New Zealand lambswool, where responsible farming provides the highest quality raw material which is soft, clean and bright, which is ideal for spinning, weaving and dyeing. The colour palette is an exciting mix of solids and melanges across the full colour spectrum, creating a versatile fabric suitable for wide-ranging furniture applications.



Task seating



Soft seating

Cigarette
& Match

Environmental

10
Year guarantee

Dunhurst



Eynesbury



Wesley



Goldsmith



Edge Hill



Oriel



Wellington



Handcross



Holyoke



Magdalene



Manchester



Newcastle



Oxford



Edinburgh



Woodcroft



Aston



Vassar



Knightsbridge



Glenalmond



Plymouth




Latymer



Abertay



Hull



Winchester




Newport



Montcrest



Bryanston



Ulster



Camphill



Cardiff



Dartmouth



Fairfield



St. Andrews



Trevelyan



Silverdale



Surrey



Aberlour



Silcoates



Bromsgrove



Kingsmead



Napier



Lexaire Paintbox Fabric

Lexaire Paintbox vinyl coated fabric meets the high standards required by the IS EN ISO 9002 and BS EN ISO 9002 quality control regulations.



Camira Cara Fabric - Screens Only

Cara is a plain weave panel fabric available in a wide selection of commercial colourways. One of our most popular vertical surface fabrics, Cara is used extensively on desk screens, wallsides and on pin boards. This fabric is largely acoustically transparent and as such is ideal to be used as a decorative facing for sound absorbing boards.



TERMS & CONDITIONS

All orders are accepted on the understanding that the following terms and conditions are adhered to:

1. All prices are subject to VAT at the prevailing rate, on the day of despatch.
2. Whilst every effort has been made to ensure all products and prices in our catalogue are correct, the company reserves the right to change specification and amend prices without prior notification.
3. Please contact us for a quotation to deliver off shore orders or for delivery North of Glasgow and Edinburgh.
4. All deliveries are to ground floor level only and suitable access must be available.
5. Glass products should be checked thoroughly upon receipt and signed for accordingly. (Delivery of glass products to UK mainland only).
6. Faults or damages must be notified in writing , including photographs of the damage within 3 working days of the delivery date, failure to do so will result in any claims thereafter being refused.
7. If Formbase Furniture Ltd. agrees to the cancellation of a Customer's Order prior to delivering the Goods, Formbase Furniture Ltd. may charge up to 100% of the order value (plus VAT at the prevailing rate). The majority of the products in our catalogue are made to order and therefore non-returnable once manufacturing has commenced. Please ensure you check and confirm all aspects of your order in advance.
8. Any goods ordered in error, must be reported within 3 working days of the delivery date. As stated above, most orders are non-returnable. If, however a factory agrees to restock your products they may charge from 40% upwards of the order value and will expect goods to be complete, in the original packaging and in perfect condition. Any returned items will be charged at the expense of the customer. Failure to adhere to this will result in the original sales invoice being upheld.
9. Some assembly will be required, as a precautionary measure, please do not dispose of the packaging until all furniture is fully assembled.
10. Refused deliveries will be subject to a redelivery charge for returning and re-stocking.
11. Titles of all goods remain with Formbase Furniture Ltd. until payments are made in full. We reserve the right to gain access to your property to remove our goods should payment not be received in full.
12. Whilst reasonable care has been taken to re-produce accurate product colours and finishes in this catalogue, the colour and finishes supplied may differ slightly. Please note all dimensions are approximate.
13. Delivery dates given are estimates only and Formbase Furniture Ltd. is not liable for any loss or damage or failure to deliver by the estimated dates. Formbase Furniture Ltd. recommend that the Customer does not dispose of any old furniture until the new replacement Goods have been successfully delivered.

Due to the considerable increase in factory delivery charges, we are unable to continue absorbing these costs. We have shown on the relevant pages that a delivery surcharge may apply so please contact us for a quote.

We offer free delivery on orders over £350, unless otherwise stated. Orders below £350 will incur a minimum order charge of £25.

FORMBASE FURNITURE 2025

