



OFFICE SEATING

Classline Chairs	210
Kirby Range	212
Haddon Mesh Chairs	218
Fairway Chairs	219
Orlando Chairs	210
Mesh Back Chairs	218
Executive Chairs	220
Meeting Chairs	222

2 Classline Value Operator Chair



Fixed Arms



T Arms



Foldaway Arms

The Classline Value operator chairs are available as a medium or high back option and come with a twin lever mechanism for gas height and back adjustment. Supplied with a Black 5 star base on castors as standard.

CODE	DESCRIPTION	SEAT HEIGHT	PRICE
24C2642	Mid Back	450 - 580mm	£79.50
24C2643	High Back	450 - 580mm	£80.50

CODE	ACCESSORIES	PRICE
24ACC2644	Fixed Hoop Arms	£19.95
24ACC2645	T Adjustable Arms	£27.95
24ACC2646	Foldaway Arms	£49.75

- Seat base measures: 470W x 450D
- Available in Citadel fabrics, as shown on page 263

2 Classline Value Task Chair



Fixed Arms



T Arms



Foldaway Arms

The Classline Value task chairs are available with either a medium or high back option and come with a triple lever mechanism for gas height, back adjustment and seat tilt. Supplied with a Black 5 star base on castors as standard.

CODE	DESCRIPTION	SEAT HEIGHT	PRICE
24C2647	Mid Back	450 - 580mm	£89.25
24C2648	High Back	450 - 580mm	£90.25

CODE	ACCESSORIES	PRICE
24ACC2649	Fixed Hoop Arms	£19.95
24ACC2650	T Adjustable Arms	£27.95
24ACC2651	Foldaway Arms	£49.75

- Seat base measures: 470W x 450D
- Available in Citadel fabrics, as shown on page 263

2 Classline Value Mesh Operator Chair



Fixed Arms



T Arms



Foldaway Arms

The Classline Value mesh back chair comes with an upholstered seat pad and a twin lever mechanism for gas height and back adjustment. Supplied with a Black 5 star base on castors as standard.

CODE	DESCRIPTION	SEAT HEIGHT	PRICE
24C2652	Mid Back	450 - 580mm	£115.25

CODE	ACCESSORIES	PRICE
24ACC2653	Fixed Hoop Arms	£22.25
24ACC2654	T Adjustable Arms	£30.50
24ACC2655	Foldaway Arms	£58.50

- Seat base measures: 470W x 450D
- Available in Citadel fabrics, as shown on page 263

2 Classline Operator Chair

The Classline operator chairs are available as a medium or high back option and come with a twin lever mechanism for gas height and back adjustment. Supplied with a Black 5 star base on castors as standard.

CODE	DESCRIPTION	SEAT HEIGHT	PRICE
24C2656	Mid Back	450 - 580mm	£83.50
24C2657	High Back	450 - 580mm	£84.50

CODE	ACCESSORIES	PRICE
24ACC2658	Fixed Hoop Arms	£19.95
24ACC2659	T Adjustable Arms	£27.95
24ACC2660	Foldaway Arms	£49.75

- Seat base measures: 470W x 450D
- Available in Advantage, Era, Phoenix, Rivet and Macflex Vinyl fabrics as shown on pages 260 - 263



Fixed Arms



T Arms



Foldaway Arms



2 Classline Task Chair

The Classline task chairs are available as a medium or high back option and come with a triple lever mechanism for gas height, back adjustment and seat tilt. Supplied with a Black 5 star base on castors as standard.

CODE	DESCRIPTION	SEAT HEIGHT	PRICE
24C2661	Mid Back	450 - 580mm	£93.25
24C2662	High Back	450 - 580mm	£94.25

CODE	ACCESSORIES	PRICE
24ACC2663	Fixed Hoop Arms	£19.95
24ACC2664	T Adjustable Arms	£27.95
24ACC2665	Foldaway Arms	£49.75

- Seat base measures: 470W x 450D
- Available in Advantage, Era, Phoenix, Rivet and Macflex Vinyl fabrics as shown on pages 260 - 263



Fixed Arms



T Arms



Foldaway Arms



2 Classline Mesh Operator Chair

The Classline mesh back chair comes with an upholstered seat pad and a twin lever mechanism for gas height and back adjustment. Supplied with a Black 5 star base on castors as standard.

CODE	DESCRIPTION	SEAT HEIGHT	PRICE
24C2666	Mid Back	450 - 580mm	£119.25

CODE	ACCESSORIES	PRICE
24ACC2667	Fixed Hoop Arms	£22.25
24ACC2668	T Adjustable Arms	£30.50
24ACC2669	Foldaway Arms	£58.50

- Seat base measures: 470W x 450D
- Available in Advantage, Era, Phoenix, Rivet and Macflex Vinyl fabrics as shown on pages 260 - 263



Fixed Arms



T Arms



Foldaway Arms



5 Kirby Operator Chair



Fixed Arms



T Arms



Foldaway Arms

The Kirby operator chairs are available with a medium or high back and come with a twin lever mechanism for gas height and back adjustment. Supplied with a Black 5 star base as standard. Extra comfort is provided by the deep cushioned seat and back pad.

CODE	DESCRIPTION	SEAT HEIGHT	PRICE
24C2670	Mid Back	450 - 580mm	£87.95
24C2671	High Back	450 - 580mm	£90.00

CODE	ACCESSORIES	PRICE
24ACC2672	Fixed Hoop Arms	£21.50
24ACC2673	T Adjustable Arms	£30.25
24ACC2674	Foldaway Arms	£57.95
24ACC2675	Seat Slide	£27.25
24ACC2676	Pump Up Lumbar Support	£32.50

- Seat base measures: 470W x 450D
- Available in Advantage, Citadel, Era, Phoenix, Rivet and Macflex Vinyl fabrics as shown on pages 260 - 263

5 Kirby Jumbo Operator Chair



Fixed Arms



T Arms



Foldaway Arms

The Kirby Jumbo operator chair has an extra high back and comes with a twin lever mechanism for gas height and back adjustment. Supplied with a Black 5 star base as standard. Extra comfort is provided by the deep cushioned seat and back pad.

CODE	DESCRIPTION	SEAT HEIGHT	PRICE
24C2677	Jumbo Extra High Back	450 - 580mm	£104.25

CODE	ACCESSORIES	PRICE
24ACC2678	Fixed Hoop Arms	£21.50
24ACC2679	T Adjustable Arms	£30.25
24ACC2680	Foldaway Arms	£57.95
24ACC2681	Seat Slide	£27.25
24ACC2682	Pump Up Lumbar Support	£32.50

- Seat base measures: 510W x 500D
- Available in Advantage, Citadel, Era, Phoenix, Rivet and Macflex Vinyl fabrics as shown on pages 260 - 263

5 Kirby Cantilever Chair



Fixed Arms



T Arms

The Kirby cantilever meeting chair is available as a mid or high back option and can be supplied with a Black or Chrome cantilever frame.

CODE	DESCRIPTION	SEAT HEIGHT	PRICE
24C2683	Mid Back Black Frame	450mm	£97.25
24C2684	Mid Back Chrome Frame	450mm	£111.50
24C2685	High Back Black Frame	450mm	£99.25
24C2686	High Back Chrome Frame	450mm	£113.50

CODE	ACCESSORIES	PRICE
24ACC2687	Fixed Hoop Arms	£21.50
24ACC2688	T Adjustable Arms	£30.25

- Seat base measures: 470W x 450D
- Available in Advantage, Citadel, Era, Phoenix, Rivet and Macflex Vinyl fabrics as shown on pages 260 - 263

TWO-TONE FABRIC AVAILABLE ON THE KIRBY RANGE AT NO ADDITIONAL COST

5 Kirby Task Chair

The Kirby Task chair has a triple lever adjustment for gas height, back rake and seat tilt. Comes with a Black 5 star base as standard. Extra comfort is provided by the deep cushioned seat and back pad.

CODE	DESCRIPTION	SEAT HEIGHT	PRICE
24C2689	Task Chair	480 - 610mm	£121.50

CODE	ACCESSORIES	PRICE
24ACC2690	Fixed Hoop Arms	£20.25
24ACC2691	T Adjustable Arms	£44.75
24ACC2692	Foldaway Arms	£54.75
24ACC2693	Seat Slide	£27.25
24ACC2694	Pump Up Lumbar Support	£32.50

- Seat base measures: 470W x 450D
- Available in Advantage, Citadel, Era, Phoenix, Rivet and Macflex Vinyl fabrics as shown on pages 260 - 263



Fixed Arms



T Arms



Foldaway Arms



5 Kirby Jumbo Task Chair

The Kirby Jumbo Task has a larger seat and back and comes with a heavy duty mechanism. It has a triple lever adjustment for gas height, back rake and seat tilt. Comes with a Black 5 star base as standard.

CODE	DESCRIPTION	SEAT HEIGHT	PRICE
24C2695	Jumbo Task	480 - 610mm	£129.75
24C2696	Jumbo Task with Headrest	480 - 610mm	£203.75

CODE	ACCESSORIES	PRICE
24ACC2697	Fixed Hoop Arms	£20.25
24ACC2698	T Adjustable Arms	£44.75
24ACC2699	Foldaway Arms	£54.75
24ACC2700	Seat Slide	£27.25
24ACC2701	Pump Up Lumbar Support	£32.50

- Seat base measures: 510W x 500D
- Available in Advantage, Citadel, Era, Phoenix, Rivet and Macflex Vinyl fabrics as shown on pages 260 - 263



Headrest



Fixed Arms



T Arms



Foldaway Arms



5 Kirby Bariatric Task Chair

The Kirby Bariatric Task chair comes with a jumbo back and wider seat. It is supplied with heavy duty castors, a heavy duty gas lift and an aluminium base as standard. It has a weight tolerance of 190kg.

CODE	DESCRIPTION	SEAT HEIGHT	PRICE
24C2702	Jumbo Bariatric Task Chair	480 - 610mm	£252.00

CODE	ACCESSORIES	PRICE
24ACC2703	Fixed Hoop Arms	£20.25
24ACC2704	T Adjustable Arms	£44.75
24ACC2705	Foldaway Arms	£54.75
24ACC2706	Pump Up Lumbar Support	£32.50

- Seat base measures: 560W x 500D
- Available in Advantage, Citadel, Era, Phoenix, Rivet and Macflex Vinyl fabrics as shown on pages 260 - 263



Fixed Arms



T Arms



Foldaway Arms



TWO-TONE FABRIC AVAILABLE ON THE KIRBY RANGE AT NO ADDITIONAL COST

5 Haddon Mesh Chair



The Haddon mesh back chair comes with an upholstered seat pad with optional T adjustable or foldaway arms. It comes with a twin lever mechanism for gas height and back adjustment. Supplied with a Black 5 star base as standard.

CODE	DESCRIPTION	SEAT HEIGHT	PRICE
24C2707	Mesh Back Operator	450 - 580mm	£119.25

CODE	ACCESSORIES	PRICE
24ACC2708	T Adjustable Arms	£27.75
24ACC2709	Foldaway Arms	£53.25
24ACC2710	Seat Slide	£27.25

- Seat base measures: 470W x 450D
- Available in Advantage, Citadel, Era, Phoenix, Rivet and Macflex Vinyl fabrics as shown on pages 260 - 263

5 Haddon Mesh Task Chair



The Haddon mesh back task chair comes with an upholstered seat pad with optional T adjustable or foldaway arms. It has a triple lever adjustment for gas height, back rake and seat tilt. Comes with a Black 5 star base as standard.

CODE	DESCRIPTION	SEAT HEIGHT	PRICE
24C2711	Task Chair	480 - 610mm	£184.95
24C2712	Task Chair with Headrest	480 - 610mm	£214.50

CODE	ACCESSORIES	PRICE
24ACC2713	T Adjustable Arms	£43.50
24ACC2714	Foldaway Arms	£53.25
24ACC2715	Seat Slide	£27.25

- Seat base measures: 510W x 500D
- Available in Advantage, Citadel, Era, Phoenix, Rivet and Macflex Vinyl fabrics as shown on pages 260 - 263

5 Haddon Mesh Cantilever Chair



The Haddon mesh back cantilever chair comes with an upholstered seat pad with optional T adjustable or foldaway arms and comes with a Black or Chrome cantilever frame.

CODE	DESCRIPTION	SEAT HEIGHT	PRICE
24C2716	Mesh Back Black Frame	450mm	£133.75
24C2717	Mesh Back Chrome Frame	450mm	£144.75

- Seat base measures: 470W x 450D
- Available in Advantage, Citadel, Era, Phoenix, Rivet and Macflex Vinyl fabrics as shown on pages 260 - 263

5 Haddon Bariatric Chair

The Haddon mesh back bariatric chair comes with an extra wide seat and a heavy duty gas lift, castors and an aluminium base as standard. The chair is available with T adjustable, foldaway or 3 way arms. It has a weight tolerance of 190kg.

CODE	DESCRIPTION	SEAT HEIGHT	PRICE
24C2718	Mesh Back Bariatric	480 - 610mm	£286.75
24C2719	Mesh Back Bariatric with Headrest	480 - 610mm	£360.95

CODE	ACCESSORIES	PRICE
24ACC2720	T Adjustable Arms	£43.50
24ACC2721	Foldaway Arms	£53.25
24ACC2722	3 Way Arms	£57.25

- Seat base measures: 560W x 500D
- Available in Advantage, Citadel, Era, Phoenix, Rivet and Macflex Vinyl fabrics as shown on pages 260 - 263
- Seat slides cannot be fitted to this chair



5 Fairway Task Chair

The Fairway task chairs come with a mid or high back option, feature a triple lever mechanism with independent seat and back adjustment and a ratchet back height adjustment. The chairs come with a Black 5 star base as standard.

CODE	DESCRIPTION	SEAT HEIGHT	PRICE
24C2723	High Back Task Chair	490 - 610mm	£141.95

CODE	ACCESSORIES	PRICE
24ACC2724	T Adjustable Arms	£46.75
24ACC2725	Foldaway Arms	£57.25
24ACC2726	Seat Slide	£27.25
24ACC2727	Pump Up Lumbar	£32.50

- Seat base measures: 510W x 460D
- Available in Advantage, Citadel, Era, Phoenix, Rivet and Macflex Vinyl fabrics as shown on pages 260 - 263



5 Fairway Bariatric Chair


The Fairway bariatric chair comes with a heavy duty 3 lever mechanism with ratchet back. It also features heavy duty castors and a cast aluminium base. It has a weight tolerance of 190kg.

CODE	DESCRIPTION	SEAT HEIGHT	PRICE
24C2728	Bariatric Task Chair	490 - 610mm	£258.25

CODE	ACCESSORIES	PRICE
24ACC2729	T Adjustable Arms	£44.50
24ACC2730	Foldaway Arms	£54.50
24ACC2731	Pump Up Lumbar	£32.50

- Seat base measures: 510W x 460D
- Available in Advantage, Citadel, Era, Phoenix, Rivet and Macflex Vinyl fabrics as shown on pages 260 - 263





5 Orlando Base Mesh Bck Chair

The Orlando Base provides superior comfort for an extremely affordable price. The high quality mesh back offers support in all the right places and it comes with an adjustable lumbar support. Supplied with height adjustable padded arms and a Black 5 star spider base on castors, or a Black cantilever frame for the visitor chair. The operator chair comes with a class 4 gas lift height adjustment and seat slider

CODE	DESCRIPTION	SEAT HEIGHT	PRICE
24C2732	Operator Chair	450-570mm	£189.75
24C2733	Visitor Chair	480mm	£155.00

- Operator Chair seat base measures: 480W x 470D
- Visitor Chair seat base measures: 470W x 450D
- Available in Black only



5 Orlando Pro Mesh Back Chair

The Orlando Pro provides superior comfort for an extremely affordable price. The high quality mesh back offers support in all the right places and it comes with an adjustable lumbar support. Supplied with height adjustable padded arms and a Aluminium polished 5 star spider base on castors, or a Chrome cantilever frame for the visitor chair. The operator chair comes with a class 4 gas lift height adjustment, seat slider and a 4 stage tilting synchro mech seat tensioner

CODE	DESCRIPTION	SEAT HEIGHT	PRICE
24C2734	Operator Chair	450-570mm	£221.75
24C2735	Visitor Chair	480mm	£165.50

- Operator Chair seat base measures: 480W x 470D
- Visitor Chair seat base measures: 470W x 450D
- Available in Black only



1 Luna Mesh Back Chairs



The Luna Mesh Back chair has a single lever for gas height adjustment and has a tilt control mechanism so the chair can be locked in an upright position. It comes with a heavy duty gas lift on a Black 5 star base as standard and folding arms. The cantilever frame visitor chair comes with a 35mm round tube frame in Black as standard.

CODE	DESCRIPTION	SEAT HEIGHT	PRICE
24C2736	Operator Chair	460 - 540mm	£141.75
24C2737	Cantilever Chair	460mm	£132.50

- Seat base measures 530W x 500D

Colour options:



1 Luna Mesh Back Chairs



The Luna Mesh Back chair has a single lever for gas height adjustment and has a tilt control mechanism so the chair can be locked in an upright position. It comes with a heavy duty gas lift on a White 5 star base as standard and folding arms. The cantilever frame visitor chair comes with a 35mm round tube frame in Chrome as standard.

CODE	DESCRIPTION	SEAT HEIGHT	PRICE
24C2738	Operator Chair	460 - 540mm	£141.75
24C2739	Cantilever Chair	460mm	£132.50

- Seat base measures 530W x 500D

Colour options:



1 Mercury Mesh Back Chair



The Mercury Mesh Back chair has a single lever for gas height adjustment and a fully reclining tilt control mechanism so the chair can be locked in an upright position. It has a weight tension control which is adjustable for the individual users body weight. It comes with folding arms and a Black 5 star base on castors.

CODE	DESCRIPTION	SEAT HEIGHT	PRICE
24C2740	High Back Chair	460 - 555mm	£153.95

- Seat base measures 525W x 510D
- Seat pad comes in Black only

Colour options:



5 Applause Mesh Task Chair

A range of mesh back task seating which comes with a side tensioning synchro mechanism and fully adjustable built in lumbar support. It is available with or without a headrest and comes on a Black spider base with castors.

CODE	DESCRIPTION	SEAT HEIGHT	PRICE
24C2741	Task Chair	430 - 560mm	£160.50
24C2742	Task Chair with Headrest	430 - 560mm	£186.95

CODE	ACCESSORIES	PRICE
24ACC2743	T Adjustable Arms	£30.25
24ACC2744	Foldaway Arms	£71.75
24ACC2745	Seat Slide	£27.25
24ACC2746	Polished Aluminium 5 Star Base	£31.50

- Seat base measures: 510W x 500D
- Available in Advantage, Citadel, Era, Phoenix, Rivet and Macflex Vinyl fabrics as shown on pages 260 - 263



5 Applause Plus Mesh Task Chair

A range of mesh back task seating which comes with a side tensioning synchro mechanism, seat slide and fully adjustable built in lumbar support. It is available with or without a headrest and comes on a White spider base with castors.

CODE	DESCRIPTION	SEAT HEIGHT	PRICE
24C2747	Task Chair	430 - 560mm	£215.25
24C2748	Task Chair with Headrest	430 - 560mm	£241.75

CODE	ACCESSORIES	PRICE
24ACC2749	White T Adjustable Arms	£32.25

- Seat base measures: 510W x 500D
- Available in Advantage, Citadel, Era, Phoenix, Rivet and Macflex Vinyl fabrics as shown on pages 260 - 263



Mesh colours:



5 Encore Mesh Task Chair

A range of mesh back task seating which comes with a self weight mechanism, seat slide and sculpted seat with border edge. It is available with or without a headrest and comes on a Black spider base with castors.

CODE	DESCRIPTION	SEAT HEIGHT	PRICE
24C2750	Task Chair	430 - 560mm	£234.25
24C2751	Task Chair with Headrest	430 - 560mm	£288.25

CODE	ACCESSORIES	PRICE
24ACC2752	T Adjustable Arms	£28.95
24ACC2753	Foldaway Arms	£68.50

- Seat base measures: 480W x 460D
- Available in Advantage, Citadel, Era, Phoenix, Rivet and Macflex Vinyl fabrics as shown on pages 260 - 263



5 Denny Mesh Back Chair



The Denny range all come with a Black breathable mesh back with a Black fabric seat. The curve of the backrest has a contemporary feel. The operator chairs come with a standard lock-tilt mechanism with torsion control. The mid back operator and the visitor chair come with T shape fixed arms and the high back option has T adjustable arms. The Operator chairs come on a Black 5 star base and the visitor chair has a Chrome cantilever frame.

CODE	DESCRIPTION	SEAT HEIGHT	PRICE
24C2754	Mid Back Operator Chair	430 - 530mm	£107.75
24C2755	High Back Operator Chair	450 - 525mm	£141.75
24C2756	Mid Back Visitor Chair	450mm	£107.75

- 8 hour usage rating
- Mid Back seat base measures: 470W x 490D
- High Back seat base measures: 490W x 500D

2 Classline Executive Mesh Back Chair



The Classline operator chairs come with a soft mesh backrest with a stylishly designed, durable nylon outer in Silver or Black. They are available with a breathable air-mesh or soft bonded leather seat pad in Black only. The operator chair comes with folding arms, a gas lift lever and weight tension control.

CODE	DESCRIPTION	SEAT HEIGHT	PRICE
24C2757	Operator Chair with Air Mesh Seat	460 - 550mm	£210.75
24C2758	Operator Chair with Leather Seat	460 - 550mm	£210.75

- 8 hour usage rating
- Seat base measures 505W x 500D

5 Fonz Executive Chair



The Fonz executive operator chair is extremely popular providing exceptional comfort throughout the day. It comes with a seat height adjustment lever, has a permanent contact back mechanism, a torsion control adjustment and Black T adjustable arms. The Fonz is only available in Black, has a comfortable headrest, an aluminium 5 star base and heavy duty castors. It has a weight tolerance of 115kg.

CODE	DESCRIPTION	SEAT HEIGHT	PRICE
24C2759	Operator Chair	480 - 570mm	£308.00

- 8 hour usage rating
- Seat base measures 510W x 460D

1 Nola Black Executive Chair

The Nola range of Black bonded leather executive chairs have a classically Italian design with a curved seat and back for comfort. It comes with stylish stitching detail with Chrome fixed arms and a Chrome 5 star base supplied with castors, or a Chrome cantilever frame for the visitor chair. The operator chair comes with gas height adjustment, lock tilt motion and tilt tension adjustment.

CODE	DESCRIPTION	SEAT HEIGHT	PRICE
24C2760	Mid Back Operator Chair	470 - 570mm	£211.25
24C2761	High Back Operator Chair	470 - 570mm	£223.75
24C2762	Mid Back Visitor Chair	460mm	£194.75

- 8 hour usage rating
- Seat base measures: 490W x 450D



1 Nola White Executive Chair

The Nola range of White bonded leather executive chairs have a classically Italian design with a curved seat and back for comfort. It comes with stylish stitching detail with Chrome fixed arms and a Chrome 5 star base supplied with castors, or a Chrome cantilever frame for the visitor chair. The operator chair comes with gas height adjustment, lock tilt motion and tilt tension adjustment.

CODE	DESCRIPTION	SEAT HEIGHT	PRICE
24C2763	Mid Back Operator Chair	470 - 570mm	£211.25
24C2764	High Back Operator Chair	470 - 570mm	£223.75
24C2765	Mid Back Visitor Chair	460mm	£194.75

- 8 hour usage rating
- Seat base measures: 490W x 450D



5 Ultimate Stealth Mesh Back Chair

The Stealth range comes with a large air mesh seat and back rest and height and depth adjustable lumbar support. The operator chair comes with a synchro tilt multi-lock mechanism with weight tensioner, an ergonomic seat slide and fully adjustable pivoting arms. It has a weight tolerance of 150kg.

CODE	DESCRIPTION	SEAT HEIGHT	PRICE
24C2766	Operator Chair	490 - 560mm	£551.75
24C2767	Operator with Headrest	490 - 560mm	£597.25

- 24 hour usage rating
- Seat base measures 540W x 510D



1 Cubic Chair

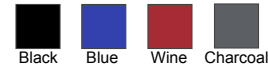


The Cubic is a sturdy, multi-purpose chair available in 4 fabric and 2 vinyl colour options with either a Black steel or Chrome frame. It comes with a comfortable deep foam seat and back pad and offers an 8 hour usage rating.


CODE	DESCRIPTION	OVERALL DIMENSIONS	PRICE 4+
24C2768	Fabric Side Chair Black Frame	535W x 510D x 820H	£45.75
24C2769	Vinyl Side Chair Black Frame	535W x 510D x 820H	£50.95
24C2770	Fabric Side Chair Chrome Frame	535W x 510D x 820H	£48.50
24C2771	Vinyl Side Chair Chrome Frame	535W x 510D x 820H	£56.00

- Seat Height 450mm
- Stackable to 12 high

Fabric colours:



Vinyl colours:



1 Conference Chair



The Conference range comes with a fully upholstered or a mesh back option. The frames come in Black or Chrome and the chairs are stackable.

CODE	DESCRIPTION	OVERALL DIMENSIONS	PRICE 4+
24C2772	Upholstered with Black Frame	535W x 510D x 820H	£79.75
24C2773	Upholstered with Chrome Frame	535W x 510D x 820H	£83.25
24C2774	Mesh Back with Black Frame	535W x 510D x 820H	£74.75
24C2775	Mesh Back with Chrome Frame	535W x 510D x 820H	£82.75

- Seat Height 450mm
- Available in Citadel, Era, Phoenix or Rivet fabrics as shown on pages 260 - 263

5 Orlando Chair



The Orlando cantilever chair provides superior comfort for an extremely affordable price. The high quality mesh back offers support in all the right places and it comes with padded arms and a Black or Chrome cantilever frame.

CODE	DESCRIPTION	OVERALL DIMENSIONS	PRICE
24C2733	Armchair Black Frame	565W x 535D x 1000H	£155.00
24C2735	Armchair Chrome Frame	565W x 535D x 1000H	£165.50

- Seat Height 480mm
- Available in Black only

5 Moulton Chair

The Moulton range has been designed with flexibility in mind and is perfect for training, meeting or conference rooms. It comes with a choice of a Chrome 4 legged or cantilever frame, both of which are stackable.

CODE	DESCRIPTION	OVERALL DIMENSIONS	PRICE
24C2776	Upholstered 4 Leg Frame	480W x 460D x 870H	£141.75
24C2777	Upholstered Cantilever Frame	480W x 460D x 870H	£141.75
24C2778	Mesh Back 4 Leg Frame	480W x 460D x 870H	£151.50
24C2779	Mesh Back Cantilever Frame	480W x 460D x 870H	£151.50

- Seat Height 490mm
- Available in Advantage, Era, Phoenix, Rivet and Macflex Vinly fabrics as shown on pages 260 - 263



5 Moulton High Back Chair

The Moulton range has been designed with flexibility in mind and is perfect for training, meeting or conference rooms. It comes with a choice of a Chrome 4 legged or cantilever frame, both of which are stackable.

CODE	DESCRIPTION	OVERALL DIMENSIONS	PRICE
24C2780	4 Leg Frame	480W x 460D x 1040H	£170.75
24C2781	Cantilever Frame	480W x 460D x 1040H	£170.75

- Seat Height 490mm
- Available in Advantage, Era, Phoenix, Rivet and Macflex Vinly fabrics as shown on pages 260 - 263



5 Oakham Chair

The Oakham chairs are styled for a reception or breakout area. The polished Chrome base is height adjustable and features a compact tilt mechanism with the option of a square or curved design, the Oakham is available in single or two tone fabric, at no additional cost.

CODE	DESCRIPTION	OVERALL DIMENSIONS	PRICE
24C2782	Round Back	590W x 580D x 900H	£336.75
24C2783	Square Back	590W x 580D x 940H	£336.75

- Seat Height 370-470mm
- Available in Blazer fabrics as shown on page 265



5 Windsor Chair



The Windsor chair comes with a natural Beech frame, stacks up to 4 high and is available with or without arms.

CODE	DESCRIPTION	DIMENSIONS	PRICE
24C2784	Side Chair	530W x 600D x 840H	£106.95
24C2785	Armchair	530W x 600D x 840H	£113.95

- Seat Height 490mm
- Available in Advantage, Era, Phoenix or Rivet fabrics as shown on pages 260 - 263

5 Rockingham Chair



The Rockingham is a large Beech framed chair with a contoured back, ideal for use in the boardroom or reception areas. This chair is stackable up to 4 high.

CODE	DESCRIPTION	DIMENSIONS	PRICE
24C2786	Side chair	590W x 610D x 885H	£164.75
24C2787	Armchair	590W x 610D x 885H	£164.75

- Seat Height 470mm
- Available in Advantage, Era, Phoenix or Rivet fabrics as shown on pages 260 - 263

5 Nobu Chairs



The Nobu chairs have a visually striking Scandinavian design that is perfect for both modern and traditional offices. They are manufactured with Steel framework and solid Ash wooden legs on glides. The Nobu is available in single or two tone fabric, at no additional cost.

CODE	DESCRIPTION	DIMENSIONS	PRICE
24C2788	Chair	500W x 500D x 810H	£254.25
24C2789	Armchair	600W x 550D x 805H	£395.20

- Available in Era fabrics as shown on page 262
- Seat Height 470mm