



FORMBASE

FURNITURE



CATALOGUE 2026 V.9

HOW WE CAN HELP YOU

Welcome to our educational catalogue for 2026 which is packed with a wide range of educational furniture. Our vision is simple - we will provide you, our customer, with the very highest quality products and service at all times.

Due to the large variations of products, colours and sizes we cannot show everything that we offer in the catalogue so if you do not see what you are looking for please contact us and we will happily provide you with a quotation.

- **DEDICATED ACCOUNT MANAGER**
- **UNRIVALLED CUSTOMER SUPPORT**
- **COMPETITIVE PRICING**
- **EXTENSIVE RANGE**
- **INSTALLATION TEAM**
- **SAMPLES**
- **PRODUCT SET UP AND DEMONSTRATION**
- **PLAN AND DESIGN SERVICE**



DELIVERIES

The majority of the products we offer are made to order and are therefore non-returnable. Products are usually on a 3-4 week lead time, however we are able to provide faster deliveries with stock items. Please ensure the furniture delivered is checked thoroughly, any faults or damages must be reported within 3 working days, including photographs of any damage.

DELIVERY CHARGES

Due to the considerable increase in factory delivery charges, we are unable to continue absorbing these costs. We have shown on the relevant pages that a delivery surcharge may apply so please contact us for a quote.

We offer free delivery on orders over £350, unless otherwise stated. Orders below **£350** will incur a minimum order charge of **£25**.

SCHOOL HOLIDAY LEAD TIMES

Lead times are extended during the summer holidays so if you require delivery before the beginning of September we advise that you order before the end of **June**. Factories experience delays due to the demand and no delivery dates are guaranteed.

DO NOT THROW OUT YOUR EXISTING FURNITURE UNTIL YOUR NEW FURNITURE HAS ARRIVED SAFELY!

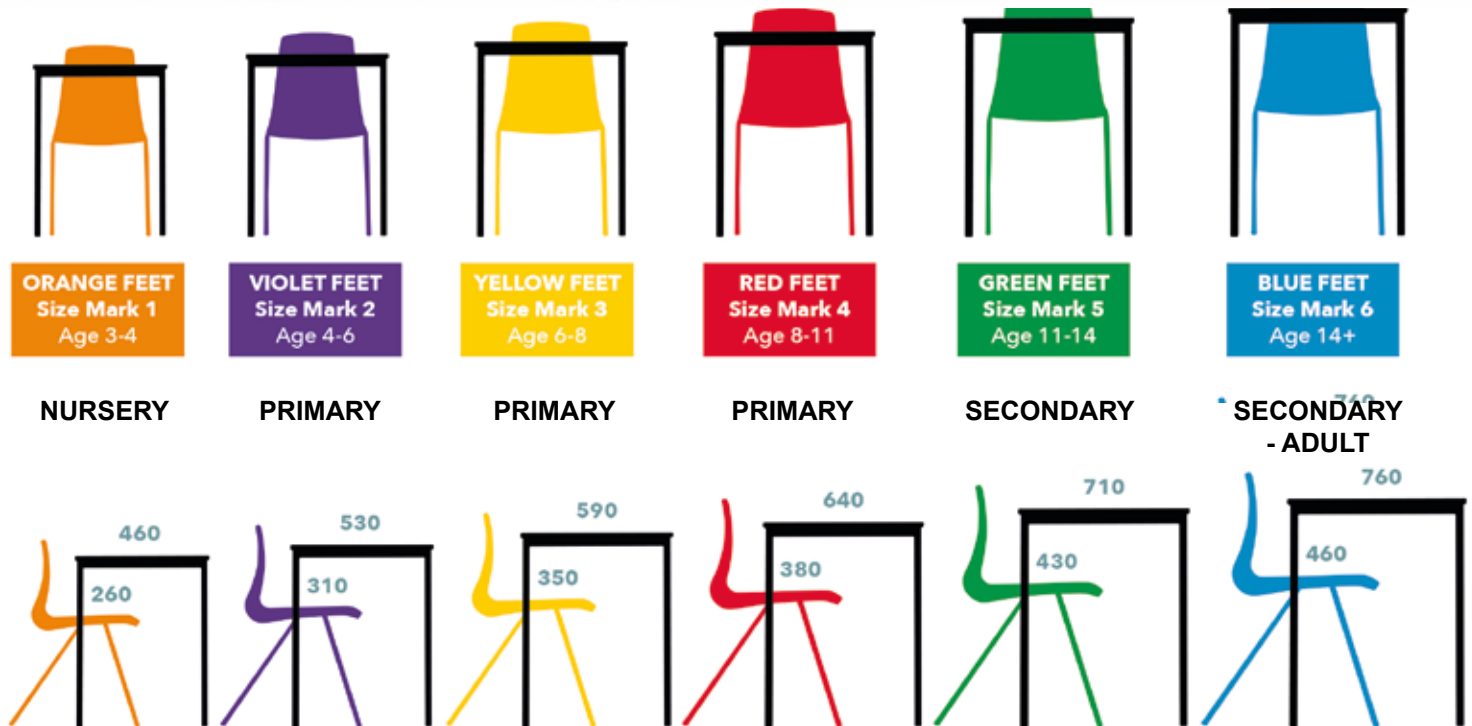
FORMBASE FURNITURE

EDUCATIONAL FURNITURE CATALOGUE 2026

50 Elmfield Road, Chingford, London E4 7HU • Phone: 020 8524 2162

www.formbasefurniture.co.uk • sales@formbasefurniture.co.uk

Standing & Working Heights



Popliteal Height

Popliteal height defines the correct seat height. The measurement is taken from the floor to the back of the knee when seated, with thighs horizontal and lower leg vertical with feet flat to the floor.

Stature

Stature is from floor to the top of the head.

Sitting Work Height

Sitting work height defines the correct table height. The measurement is determined by sitting elbow height, which is the distance from the floor to the underside of the elbow whilst sitting with the upper arm vertical and the lower arm horizontal.

Standing Work Height

Standing work height defines the correct standing table height. The measurement is determined by standing elbow height, which is the distance from the floor to the underside of the elbow of a standing person with the upper arm vertical and lower arm horizontal.



Tables 05-48

Classline Tables	06	Craft Tables	30
Premium Tables	10	Adjustable Desks	32
Equation Tables	18	Teachers Desks	34
Exam Desks	24	IT Bench Systems	36
EN Core Tables	26	Early Years Tables	40
Locker Desks	27	Whiteboard Tops	47
Cantilever/Z-Frame Tables	28	Folding Mud Kitchen	48
Study Carrel	29		

Seating 49-84

Classroom Chairs	50	Art/Science Chairs	75
GEO Range	59	IT Chairs	78
Postura Range	60	Draughtsman Chairs	84
Titan Range	64		
Folding Chairs	66		
Multi-purpose Seating	68		
Art/Science Stools	70		

Dining Furniture 85-96

Gopak Economy	86	Dining Sets	92
Gopak Contour25	87	Mobile Seating	93
Gopak Contour25 Plus	88	Bistro Tables	94
Gopak Premier	89	Tilt Top Tables	96
Giorgian Dining	90		

Display Boards 97-108

Whiteboards	98	Flameshield Boards	104
Projection Board	99	Accents Range	106
Crystal Wall Boards	99	Eco Boards	107
Mobile Boards	100	Outdoor Boards	108
Easels	101		
Noticeboards	102		

Classroom Storage 109-116

Harlequin Range	110	Plan Chests	116
Gratnell Trays	112		
Wooden Tray Units	112		
Extra Deep Units	114		
Metal Tray Units	115		

Library Furniture 117-130

Bean Bags	118	Book Browsers	130
Character Beanbags	120	Kinder Boxes	130
Library Carpets	122	Mobile Book Trolleys	130
Flat Top Bookcases	126		
Library Bookcases	128		

Lockers 131-140

Wooden Lockers	132	Premium Lockers	138
Giorgian Lockers	133		
Steel Lockers	134		

Cloakroom 141-144

Budget Units	142	Kubbyclass Units	144
Budget Benches	142	Mobile Cloakroom	144
Hanging Units	143	Coat Pegs	144
Benches	143		
Wall Hanging Rails	143		

Office Furniture 145-190

Desk Screens	146	Maestro Range	150
Floor Screens	148	Giorgian Range	158
Part Glazed Screens	149		
Mobile Screens	149		

Steel Storage 191-208

Classline Pedestals	192	Kontrax Lockers	204
Classline Filing	193	Kontrax Cupboards	206
Classline Cupboards	194	Kontrax Tambours	207
Classline Tambours	195		
Specialist Cabinets	196		
Ariv Tambours	198		
Navert Tambours	200		
Kontrax Storage	202		

Office Seating 209-224

Classline Chairs	210	Mesh Back Chairs	218
Kirby Range	212	Executive Chairs	220
Haddon Mesh Chairs	214	Meeting Chairs	222
Fairway Chairs	215		
Orlando Chairs	216		

Reception Seating 225-238

Metal Framed Seating	226	Iconic Connect	234
Jigsaw Range	228	Iceberg Range	236
Ultra Range	229	Leather Seating	238
Tub Range	230		
Iconic Range	232		

Reception Furniture 239-246

Giorgian Reception	240	Footrests	246
Pigeonhole Units	242	Coat Stands	246
Trophy Showcases	243		
Lecterns	244		
Clocks	246		

Dorm Furniture 247-250

Bookcases	248	Wardrobes	249
Bedside Cabinets	248	Storage Beds	250
Drawer Units	248		
Dressing Tables	249		

Outdoor Furniture 251-258

Breeze Range	252	Enviro Compact	257
Sturdy Benches	254	Enviro Eco	258
Picnic Benches	254		
Enviro Range	256		

Fabric Options 259-266

Advantage Fabric	260	Terms & Conditions	265
Phoenix Fabric	260		
Rivet Fabric	261		
Era Fabric	262		
Citadel Fabric	263		
Macflex Vinyl	263		
Lexair Vinyl	264		
Cara Screen Fabric	264		



TABLES

Classline Tables	06
Premium Tables	10
32mm Tables	16
45mm Tables	17
Equation Tables	18
Exam Desks	24
EN Core Tables	26
Locker Desks	27
Cantilever/Z-Frame	28
Study Carrels	29
Craft Tables	30
Adjustable Desks	32
Teachers Desks	34
IT Bench Systems	36
Early Years Tables	40
Whiteboard Tops	47
Folding Mud Kitchen	48


5 Classline Fully Welded Tables



TRAY RUNNERS AND TRAYS CAN BE ADDED TO THESE TABLES SEE PAGE 9

MADE IN THE UK

Laminate top colours:



MINIMUM ORDER OF 15 TABLES

Classline tables are a great value option, supplied with 18mm high pressure laminate tops with an MDF edge. Frames come with an inch and a quarter top rail for added strength and 25mm square steel legs.

CODE	DESCRIPTION	SIZE IN MM	PRICE 15+
26T001	Rectangular	1200W x 600D x 460H	£64.45
26T002	Rectangular	1200W x 600D x 530H	£64.45
26T003	Rectangular	1200W x 600D x 590H	£64.45
26T004	Rectangular	1200W x 600D x 640H	£64.45
26T005	Rectangular	1200W x 600D x 710H	£64.45
26T006	Rectangular	1200W x 600D x 760H	£64.45
26T007	Rectangular	1100W x 550D x 460H	£64.45
26T008	Rectangular	1100W x 550D x 530H	£64.45
26T009	Rectangular	1100W x 550D x 590H	£64.45
26T010	Rectangular	1100W x 550D x 640H	£64.45
26T011	Rectangular	1100W x 550D x 710H	£64.45
26T012	Rectangular	1100W x 550D x 760H	£64.45
26T013	Square	600W x 600D x 460H	£50.50
26T014	Square	600W x 600D x 530H	£50.50
26T015	Square	600W x 600D x 590H	£50.50
26T016	Square	600W x 600D x 640H	£50.50
26T017	Square	600W x 600D x 710H	£50.50
26T018	Square	600W x 600D x 760H	£50.50

• *Silver and White Frames are non-returnable

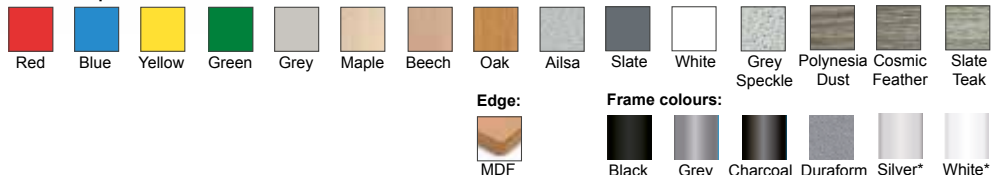
5 Classline Crushbent Tables



TRAY RUNNERS AND TRAYS CAN BE ADDED TO THESE TABLES SEE PAGE 9

MADE IN THE UK

Laminate top colours:



MINIMUM ORDER OF 15 TABLES

The Classline tables are a great value option, supplied with 18mm high pressure laminate tops with an MDF edge. Frames come with 25mm square steel legs.

CODE	DESCRIPTION	SIZE IN MM	PRICE 15+
26T019	Rectangular	1200W x 600D x 460H	£64.45
26T020	Rectangular	1200W x 600D x 530H	£64.45
26T021	Rectangular	1200W x 600D x 590H	£64.45
26T022	Rectangular	1200W x 600D x 640H	£64.45
26T023	Rectangular	1200W x 600D x 710H	£64.45
26T024	Rectangular	1200W x 600D x 760H	£64.45
26T025	Rectangular	1100W x 550D x 460H	£64.45
26T026	Rectangular	1100W x 550D x 530H	£64.45
26T027	Rectangular	1100W x 550D x 590H	£64.45
26T028	Rectangular	1100W x 550D x 640H	£64.45
26T029	Rectangular	1100W x 550D x 710H	£64.45
26T030	Rectangular	1100W x 550D x 760H	£64.45
26T031	Square	600W x 600D x 460H	£50.50
26T032	Square	600W x 600D x 530H	£50.50
26T033	Square	600W x 600D x 590H	£50.50
26T034	Square	600W x 600D x 640H	£50.50
26T035	Square	600W x 600D x 710H	£50.50
26T036	Square	600W x 600D x 760H	£50.50

• *Silver and White Frames are non-returnable

5 Classline Plus Fully Welded Tables

MINIMUM ORDER OF 15 TABLES

The Classline Plus tables are a great value option, supplied with 18mm high pressure laminate tops with a Spray PU edge. Frames come with an inch and a quarter top rail for added strength and 25mm square steel legs.

CODE	DESCRIPTION	SIZE IN MM	PRICE 15+
26T037	Rectangular	1200W x 600D x 460H	£72.50
26T038	Rectangular	1200W x 600D x 530H	£72.50
26T039	Rectangular	1200W x 600D x 590H	£72.50
26T040	Rectangular	1200W x 600D x 640H	£72.50
26T041	Rectangular	1200W x 600D x 710H	£72.50
26T042	Rectangular	1200W x 600D x 760H	£72.50
26T043	Rectangular	1100W x 550D x 460H	£72.50
26T044	Rectangular	1100W x 550D x 530H	£72.50
26T045	Rectangular	1100W x 550D x 590H	£72.50
26T046	Rectangular	1100W x 550D x 640H	£72.50
26T047	Rectangular	1100W x 550D x 710H	£72.50
26T048	Rectangular	1100W x 550D x 760H	£72.50
26T049	Square	600W x 600D x 460H	£58.55
26T050	Square	600W x 600D x 530H	£58.55
26T051	Square	600W x 600D x 590H	£58.55
26T052	Square	600W x 600D x 640H	£58.55
26T053	Square	600W x 600D x 710H	£58.55
26T054	Square	600W x 600D x 760H	£58.55



*Silver and White Frames are non-returnable


Laminate top colours:



Spray PU edge colours:



Frame colours:



TRAY RUNNERS AND TRAYS CAN BE ADDED TO THESE TABLES SEE PAGE 9

MADE IN THE UK

5 Classline Plus Crushbent Tables

MINIMUM ORDER OF 15 TABLES

The Classline Plus tables are a great value option, supplied with 18mm high pressure laminate tops with a Spray PU edge. Frames come with 25mm square steel legs.

CODE	DESCRIPTION	SIZE IN MM	PRICE 15+
26T055	Rectangular	1200W x 600D x 460H	£72.50
26T056	Rectangular	1200W x 600D x 530H	£72.50
26T057	Rectangular	1200W x 600D x 590H	£72.50
26T058	Rectangular	1200W x 600D x 640H	£72.50
26T059	Rectangular	1200W x 600D x 710H	£72.50
26T060	Rectangular	1200W x 600D x 760H	£72.50
26T061	Rectangular	1100W x 550D x 460H	£72.50
26T062	Rectangular	1100W x 550D x 530H	£72.50
26T063	Rectangular	1100W x 550D x 590H	£72.50
26T064	Rectangular	1100W x 550D x 640H	£72.50
26T065	Rectangular	1100W x 550D x 710H	£72.50
26T066	Rectangular	1100W x 550D x 760H	£72.50
26T067	Square	600W x 600D x 460H	£58.55
26T068	Square	600W x 600D x 530H	£58.55
26T069	Square	600W x 600D x 590H	£58.55
26T070	Square	600W x 600D x 640H	£58.55
26T071	Square	600W x 600D x 710H	£58.55
26T072	Square	600W x 600D x 760H	£58.55



*Silver and White Frames are non-returnable


Laminate top colours:



Spray PU edge colours:



Frame colours:



TRAY RUNNERS AND TRAYS CAN BE ADDED TO THESE TABLES SEE PAGE 9

MADE IN THE UK

5 Classline Fully Welded Tables



TRAY RUNNERS AND TRAYS CAN BE ADDED TO THESE TABLES SEE PAGE 9

MADE IN THE UK

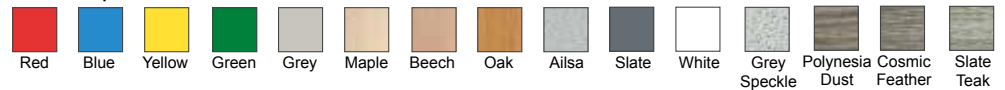
MINIMUM ORDER OF 15 TABLES

The Classline tables are a great value option, supplied with 18mm high pressure laminate tops with a PVC edge. Frames come with an inch and a quarter top rail for added strength and 25mm square steel legs.


CODE	DESCRIPTION	SIZE IN MM	PRICE 15+
26T073	Rectangular	1200W x 600D x 460H	£69.05
26T074	Rectangular	1200W x 600D x 530H	£69.05
26T075	Rectangular	1200W x 600D x 590H	£69.05
26T076	Rectangular	1200W x 600D x 640H	£69.05
26T077	Rectangular	1200W x 600D x 710H	£69.05
26T078	Rectangular	1200W x 600D x 760H	£69.05
26T079	Rectangular	1100W x 550D x 460H	£69.05
26T080	Rectangular	1100W x 550D x 530H	£69.05
26T081	Rectangular	1100W x 550D x 590H	£69.05
26T082	Rectangular	1100W x 550D x 640H	£69.05
26T083	Rectangular	1100W x 550D x 710H	£69.05
26T084	Rectangular	1100W x 550D x 760H	£69.05
26T085	Square	600W x 600D x 460H	£55.10
26T086	Square	600W x 600D x 530H	£55.10
26T087	Square	600W x 600D x 590H	£55.10
26T088	Square	600W x 600D x 640H	£55.10
26T089	Square	600W x 600D x 710H	£55.10
26T090	Square	600W x 600D x 760H	£55.10

• *Silver and White Frames are non-returnable


Laminate top colours:



PVC edge colours:



Frame colours:



5 Classline Crushbent Tables



TRAY RUNNERS AND TRAYS CAN BE ADDED TO THESE TABLES SEE PAGE 9

MADE IN THE UK

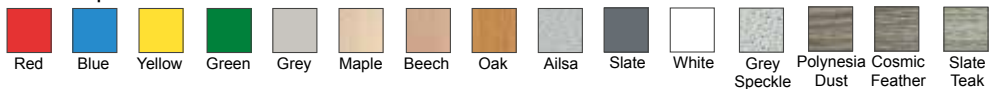
MINIMUM ORDER OF 15 TABLES

The Classline tables are a great value option, supplied with 18mm high pressure laminate tops with a PVC edge. Frames come with 25mm square steel legs.

CODE	DESCRIPTION	SIZE IN MM	PRICE 15+
26T091	Rectangular	1200W x 600D x 460H	£69.05
26T092	Rectangular	1200W x 600D x 530H	£69.05
26T093	Rectangular	1200W x 600D x 590H	£69.05
26T094	Rectangular	1200W x 600D x 640H	£69.05
26T095	Rectangular	1200W x 600D x 710H	£69.05
26T096	Rectangular	1200W x 600D x 760H	£69.05
26T097	Rectangular	1100W x 550D x 460H	£69.05
26T098	Rectangular	1100W x 550D x 530H	£69.05
26T099	Rectangular	1100W x 550D x 590H	£69.05
26T100	Rectangular	1100W x 550D x 640H	£69.05
26T101	Rectangular	1100W x 550D x 710H	£69.05
26T102	Rectangular	1100W x 550D x 760H	£69.05
26T103	Square	600W x 600D x 460H	£55.10
26T104	Square	600W x 600D x 530H	£55.10
26T105	Square	600W x 600D x 590H	£55.10
26T106	Square	600W x 600D x 640H	£55.10
26T107	Square	600W x 600D x 710H	£55.10
26T108	Square	600W x 600D x 760H	£55.10

• *Silver and White Frames are non-returnable

Laminate top colours:



PVC edge colours:



Frame colours:



Tray Runners & Trays

The Classline and Premium square and rectangular tables can be fitted with single or double tray runners and trays. The runners will be manufactured in the same colour as the leg frame, and the tray colours can be chosen from one of the options shown below.

CODE	DESCRIPTION	PRICE
26ACC109	Single Tray Runner + 1 Tray	£11.95
26ACC110	Double Tray Runner + 2 Trays	£23.75

• To be ordered with the tables as these tray runners are not a retrofit option



Tray colours:



Table Trolleys

The upright and flatbed trolleys can carry up to 6 tables at a time.

CODE	DESCRIPTION	PRICE
26ACC111	Upright Table Trolley	£105.00
26ACC112	Flatbed Table Trolley	£165.00

• Delivery surcharge may apply if not ordered with tables



5 Fully Welded Tables




TRAY RUNNERS AND TRAYS CAN BE ADDED TO THESE TABLES SEE PAGE 9



Laminate top colours:



Frame colours:



MDF Edge



The Premium fully welded tables are supplied with 18mm high pressure laminate tops in a range of colours as shown below with an MDF edge. Frames come with an inch and a quarter top rail for added strength and 25mm square steel legs.

CODE	DESCRIPTION	SIZE IN MM	PRICE 10+	PRICE 30+
26T113	Rectangular	1200W x 600D x 460H	£70.70	£68.15
26T114	Rectangular	1200W x 600D x 530H	£70.70	£68.15
26T115	Rectangular	1200W x 600D x 590H	£70.70	£68.15
26T116	Rectangular	1200W x 600D x 640H	£70.70	£68.15
26T117	Rectangular	1200W x 600D x 710H	£70.70	£68.15
26T118	Rectangular	1200W x 600D x 760H	£70.70	£68.15
26T119	Rectangular	1100W x 550D x 460H	£70.70	£68.15
26T120	Rectangular	1100W x 550D x 530H	£70.70	£68.15
26T121	Rectangular	1100W x 550D x 590H	£70.70	£68.15
26T122	Rectangular	1100W x 550D x 640H	£70.70	£68.15
26T123	Rectangular	1100W x 550D x 710H	£70.70	£68.15
26T124	Rectangular	1100W x 550D x 760H	£70.70	£68.15
26T125	Square	600W x 600D x 460H	£55.40	£53.40
26T126	Square	600W x 600D x 530H	£55.40	£53.40
26T127	Square	600W x 600D x 590H	£55.40	£53.40
26T128	Square	600W x 600D x 640H	£55.40	£53.40
26T129	Square	600W x 600D x 710H	£55.40	£53.40
26T130	Square	600W x 600D x 760H	£55.40	£53.40

- Whiteboard tops available on these tables, see page 47
- *Silver and White Frames are non-returnable

5 Fully Welded Tables

PVC Edge



Our fully welded tables are available with a PVC edge which has a smooth finish and is available in 8 colour options.

CODE	DESCRIPTION	SIZE IN MM	PRICE 10+	PRICE 30+
26T131	Rectangular	1200W x 600D x 460H	£75.70	£72.95
26T132	Rectangular	1200W x 600D x 530H	£75.70	£72.95
26T133	Rectangular	1200W x 600D x 590H	£75.70	£72.95
26T134	Rectangular	1200W x 600D x 640H	£75.70	£72.95
26T135	Rectangular	1200W x 600D x 710H	£75.70	£72.95
26T136	Rectangular	1200W x 600D x 760H	£75.70	£72.95
26T137	Rectangular	1100W x 550D x 460H	£75.70	£72.95
26T138	Rectangular	1100W x 550D x 530H	£75.70	£72.95
26T139	Rectangular	1100W x 550D x 590H	£75.70	£72.95
26T140	Rectangular	1100W x 550D x 640H	£75.70	£72.95
26T141	Rectangular	1100W x 550D x 710H	£75.70	£72.95
26T142	Rectangular	1100W x 550D x 760H	£75.70	£72.95
26T143	Square	600W x 600D x 460H	£60.40	£58.20
26T144	Square	600W x 600D x 530H	£60.40	£58.20
26T145	Square	600W x 600D x 590H	£60.40	£58.20
26T146	Square	600W x 600D x 640H	£60.40	£58.20
26T147	Square	600W x 600D x 710H	£60.40	£58.20
26T148	Square	600W x 600D x 760H	£60.40	£58.20

PVC edge colours:




Spray PU Edge



Our fully welded tables are available with a Spray PU edge which has a resilient, textured, hardwearing and waterproof finish.

CODE	DESCRIPTION	SIZE IN MM	PRICE 10+	PRICE 30+
26T149	Rectangular	1200W x 600D x 460H	£79.45	£76.55
26T150	Rectangular	1200W x 600D x 530H	£79.45	£76.55
26T151	Rectangular	1200W x 600D x 590H	£79.45	£76.55
26T152	Rectangular	1200W x 600D x 640H	£79.45	£76.55
26T153	Rectangular	1200W x 600D x 710H	£79.45	£76.55
26T154	Rectangular	1200W x 600D x 760H	£79.45	£76.55
26T155	Rectangular	1100W x 550D x 460H	£79.45	£76.55
26T156	Rectangular	1100W x 550D x 530H	£79.45	£76.55
26T157	Rectangular	1100W x 550D x 590H	£79.45	£76.55
26T158	Rectangular	1100W x 550D x 640H	£79.45	£76.55
26T159	Rectangular	1100W x 550D x 710H	£79.45	£76.55
26T160	Rectangular	1100W x 550D x 760H	£79.45	£76.55
26T161	Square	600W x 600D x 460H	£64.15	£61.80
26T162	Square	600W x 600D x 530H	£64.15	£61.80
26T163	Square	600W x 600D x 590H	£64.15	£61.80
26T164	Square	600W x 600D x 640H	£64.15	£61.80
26T165	Square	600W x 600D x 710H	£64.15	£61.80
26T166	Square	600W x 600D x 760H	£64.15	£61.80

Spray PU edge colours:



5 Crushbent Tables

MDF Edge



Strong, rectangular tables with a 25mm square steel crushbent frame and an 18mm high pressure laminate top with an MDF edge. The tables are available with a variety of edge options as shown below and come in 6 European standard sizes.



TRAY RUNNERS AND TRAYS CAN BE ADDED TO THESE TABLES SEE PAGE 9




CODE	DESCRIPTION	SIZE IN MM	PRICE 10+	PRICE 30+
26T167	Rectangular	1200W x 600D x 460H	£70.70	£68.15
26T168	Rectangular	1200W x 600D x 530H	£70.70	£68.15
26T169	Rectangular	1200W x 600D x 590H	£70.70	£68.15
26T170	Rectangular	1200W x 600D x 640H	£70.70	£68.15
26T171	Rectangular	1200W x 600D x 710H	£70.70	£68.15
26T172	Rectangular	1200W x 600D x 760H	£70.70	£68.15
26T173	Rectangular	1100W x 550D x 460H	£70.70	£68.15
26T174	Rectangular	1100W x 550D x 530H	£70.70	£68.15
26T175	Rectangular	1100W x 550D x 590H	£70.70	£68.15
26T176	Rectangular	1100W x 550D x 640H	£70.70	£68.15
26T177	Rectangular	1100W x 550D x 710H	£70.70	£68.15
26T178	Rectangular	1100W x 550D x 760H	£70.70	£68.15
26T179	Square	600W x 600D x 460H	£55.40	£53.40
26T180	Square	600W x 600D x 530H	£55.40	£53.40
26T181	Square	600W x 600D x 590H	£55.40	£53.40
26T182	Square	600W x 600D x 640H	£55.40	£53.40
26T183	Square	600W x 600D x 710H	£55.40	£53.40
26T184	Square	600W x 600D x 760H	£55.40	£53.40

- Whiteboard tops available on these tables, see page 47
- *Silver and White Frames are non-returnable

Laminate top colours:



Frame colours:



5 Crushbent Tables

PVC Edge



Our crushbent tables are available with a PVC edge which has a smooth finish and is available in in 8 colour options.

Spray PU Edge



Our crushbent tables are available with a Spray PU edge which has a resilient, textured, hardwearing and waterproof finish


CODE	DESCRIPTION	SIZE IN MM	PRICE 10+	PRICE 30+
26T185	Rectangular	1200W x 600D x 460H	£75.70	£72.95
26T186	Rectangular	1200W x 600D x 530H	£75.70	£72.95
26T187	Rectangular	1200W x 600D x 590H	£75.70	£72.95
26T188	Rectangular	1200W x 600D x 640H	£75.70	£72.95
26T189	Rectangular	1200W x 600D x 710H	£75.70	£72.95
26T190	Rectangular	1200W x 600D x 760H	£75.70	£72.95
26T191	Rectangular	1100W x 550D x 460H	£75.70	£72.95
26T192	Rectangular	1100W x 550D x 530H	£75.70	£72.95
26T193	Rectangular	1100W x 550D x 590H	£75.70	£72.95
26T194	Rectangular	1100W x 550D x 640H	£75.70	£72.95
26T195	Rectangular	1100W x 550D x 710H	£75.70	£72.95
26T196	Rectangular	1100W x 550D x 760H	£75.70	£72.95
26T197	Square	600W x 600D x 460H	£60.40	£58.20
26T198	Square	600W x 600D x 530H	£60.40	£58.20
26T199	Square	600W x 600D x 590H	£60.40	£58.20
26T200	Square	600W x 600D x 640H	£60.40	£58.20
26T201	Square	600W x 600D x 710H	£60.40	£58.20
26T202	Square	600W x 600D x 760H	£60.40	£58.20

PVC edge colours:



CODE	DESCRIPTION	SIZE IN MM	PRICE 10+	PRICE 30+
26T203	Rectangular	1200W x 600D x 460H	£79.45	£76.55
26T204	Rectangular	1200W x 600D x 530H	£79.45	£76.55
26T205	Rectangular	1200W x 600D x 590H	£79.45	£76.55
26T206	Rectangular	1200W x 600D x 640H	£79.45	£76.55
26T207	Rectangular	1200W x 600D x 710H	£79.45	£76.55
26T208	Rectangular	1200W x 600D x 760H	£79.45	£76.55
26T209	Rectangular	1100W x 550D x 460H	£79.45	£76.55
26T210	Rectangular	1100W x 550D x 530H	£79.45	£76.55
26T211	Rectangular	1100W x 550D x 590H	£79.45	£76.55
26T212	Rectangular	1100W x 550D x 640H	£79.45	£76.55
26T213	Rectangular	1100W x 550D x 710H	£79.45	£76.55
26T214	Rectangular	1100W x 550D x 760H	£79.45	£76.55
26T215	Square	600W x 600D x 460H	£64.15	£61.80
26T216	Square	600W x 600D x 530H	£64.15	£61.80
26T217	Square	600W x 600D x 590H	£64.15	£61.80
26T218	Square	600W x 600D x 640H	£64.15	£61.80
26T219	Square	600W x 600D x 710H	£64.15	£61.80
26T220	Square	600W x 600D x 760H	£64.15	£61.80

Spray PU edge colours:



5 Fully Welded Tables MDF Edge



Laminate top colours:




Premium tables are supplied with 18mm high pressure laminate tops with an MDF edge. Frames come with an inch and a quarter top rail for added strength and 25mm square steel legs.

CODE	DESCRIPTION	SIZE IN MM	PRICE 10+	PRICE 30+
26T221	Trapezoidal	1200W x 600D x 460H	£70.70	£68.15
26T222	Trapezoidal	1200W x 600D x 530H	£70.70	£68.15
26T223	Trapezoidal	1200W x 600D x 590H	£70.70	£68.15
26T224	Trapezoidal	1200W x 600D x 640H	£70.70	£68.15
26T225	Trapezoidal	1200W x 600D x 710H	£70.70	£68.15
26T226	Trapezoidal	1200W x 600D x 760H	£70.70	£68.15
26T227	Trapezoidal	1100W x 550D x 460H	£70.70	£68.15
26T228	Trapezoidal	1100W x 550D x 530H	£70.70	£68.15
26T229	Trapezoidal	1100W x 550D x 590H	£70.70	£68.15
26T230	Trapezoidal	1100W x 550D x 640H	£70.70	£68.15
26T231	Trapezoidal	1100W x 550D x 710H	£70.70	£68.15
26T232	Trapezoidal	1100W x 550D x 760H	£70.70	£68.15

*Silver and White Frames are non-returnable

Frame colours:



5 Fully Welded Tables PVC Edge



Tables with a PVC edge which has a smooth finish.

CODE	DESCRIPTION	SIZE IN MM	PRICE 10+	PRICE 30+
26T233	Trapezoidal	1200W x 600D x 460H	£75.70	£72.95
26T234	Trapezoidal	1200W x 600D x 530H	£75.70	£72.95
26T235	Trapezoidal	1200W x 600D x 590H	£75.70	£72.95
26T236	Trapezoidal	1200W x 600D x 640H	£75.70	£72.95
26T237	Trapezoidal	1200W x 600D x 710H	£75.70	£72.95
26T238	Trapezoidal	1200W x 600D x 760H	£75.70	£72.95
26T239	Trapezoidal	1100W x 550D x 460H	£75.70	£72.95
26T240	Trapezoidal	1100W x 550D x 530H	£75.70	£72.95
26T241	Trapezoidal	1100W x 550D x 590H	£75.70	£72.95
26T242	Trapezoidal	1100W x 550D x 640H	£75.70	£72.95
26T243	Trapezoidal	1100W x 550D x 710H	£75.70	£72.95
26T244	Trapezoidal	1100W x 550D x 760H	£75.70	£72.95

*Silver and White Frames are non-returnable


Laminate top colours:



PVC edge colours:



Frame colours:



5 Fully Welded Tables Spray PU Edge




Laminate top colours:



Spray PU edge colours:



Frame colours:



*Silver and White Frames are non-returnable

CODE	DESCRIPTION	SIZE IN MM	PRICE 10+	PRICE 30+
26T245	Trapezoidal	1200W x 600D x 460H	£79.45	£76.55
26T246	Trapezoidal	1200W x 600D x 530H	£79.45	£76.55
26T247	Trapezoidal	1200W x 600D x 590H	£79.45	£76.55
26T248	Trapezoidal	1200W x 600D x 640H	£79.45	£76.55
26T249	Trapezoidal	1200W x 600D x 710H	£79.45	£76.55
26T250	Trapezoidal	1200W x 600D x 760H	£79.45	£76.55
26T251	Trapezoidal	1100W x 550D x 460H	£79.45	£76.55
26T252	Trapezoidal	1100W x 550D x 530H	£79.45	£76.55
26T253	Trapezoidal	1100W x 550D x 590H	£79.45	£76.55
26T254	Trapezoidal	1100W x 550D x 640H	£79.45	£76.55
26T255	Trapezoidal	1100W x 550D x 710H	£79.45	£76.55
26T256	Trapezoidal	1100W x 550D x 760H	£79.45	£76.55

5 Crushbent Tables MDF Edge


Strong, trapezoidal tables with a 25mm square steel crushbent frame and an 18mm high pressure laminate top.




CODE	DESCRIPTION	SIZE IN MM	PRICE 10+	PRICE 30+
26T257	Trapezoidal	1200W x 600D x 460H	£70.70	£68.15
26T258	Trapezoidal	1200W x 600D x 530H	£70.70	£68.15
26T259	Trapezoidal	1200W x 600D x 590H	£70.70	£68.15
26T260	Trapezoidal	1200W x 600D x 640H	£70.70	£68.15
26T261	Trapezoidal	1200W x 600D x 710H	£70.70	£68.15
26T262	Trapezoidal	1200W x 600D x 760H	£70.70	£68.15
26T263	Trapezoidal	1100W x 550D x 460H	£70.70	£68.15
26T264	Trapezoidal	1100W x 550D x 530H	£70.70	£68.15
26T265	Trapezoidal	1100W x 550D x 590H	£70.70	£68.15
26T266	Trapezoidal	1100W x 550D x 640H	£70.70	£68.15
26T267	Trapezoidal	1100W x 550D x 710H	£70.70	£68.15
26T268	Trapezoidal	1100W x 550D x 760H	£70.70	£68.15

• *Silver and White Frames are non-returnable

Laminate top colours:



Frame colours:



5 Crushbent Tables PVC Edge


Tables with a PVC edge which has a smooth finish.



CODE	DESCRIPTION	SIZE IN MM	PRICE 10+	PRICE 30+
26T269	Trapezoidal	1200W x 600D x 460H	£75.70	£72.95
26T270	Trapezoidal	1200W x 600D x 530H	£75.70	£72.95
26T271	Trapezoidal	1200W x 600D x 590H	£75.70	£72.95
26T272	Trapezoidal	1200W x 600D x 640H	£75.70	£72.95
26T273	Trapezoidal	1200W x 600D x 710H	£75.70	£72.95
26T274	Trapezoidal	1200W x 600D x 760H	£75.70	£72.95
26T275	Trapezoidal	1100W x 550D x 460H	£75.70	£72.95
26T276	Trapezoidal	1100W x 550D x 530H	£75.70	£72.95
26T277	Trapezoidal	1100W x 550D x 590H	£75.70	£72.95
26T278	Trapezoidal	1100W x 550D x 640H	£75.70	£72.95
26T279	Trapezoidal	1100W x 550D x 710H	£75.70	£72.95
26T280	Trapezoidal	1100W x 550D x 760H	£75.70	£72.95

• *Silver and White Frames are non-returnable


Laminate top colours:



PVC edge colours:



Frame colours:




5 Crushbent Tables Spray PU Edge


CODE	DESCRIPTION	SIZE IN MM	PRICE 10+	PRICE 30+
26T281	Trapezoidal	1200W x 600D x 460H	£79.45	£76.55
26T282	Trapezoidal	1200W x 600D x 530H	£79.45	£76.55
26T283	Trapezoidal	1200W x 600D x 590H	£79.45	£76.55
26T284	Trapezoidal	1200W x 600D x 640H	£79.45	£76.55
26T285	Trapezoidal	1200W x 600D x 710H	£79.45	£76.55
26T286	Trapezoidal	1200W x 600D x 760H	£79.45	£76.55
26T287	Trapezoidal	1100W x 550D x 460H	£79.45	£76.55
26T288	Trapezoidal	1100W x 550D x 530H	£79.45	£76.55
26T289	Trapezoidal	1100W x 550D x 590H	£79.45	£76.55
26T290	Trapezoidal	1100W x 550D x 640H	£79.45	£76.55
26T291	Trapezoidal	1100W x 550D x 710H	£79.45	£76.55
26T292	Trapezoidal	1100W x 550D x 760H	£79.45	£76.55

• *Silver and White Frames are non-returnable


Laminate top colours:



Spray PU edge colours:



Frame colours:



5 Fully Welded Tables MDF Edge



Premium tables are supplied with 18mm high pressure laminate tops with an MDF edge. Frames come with an inch and a quarter top rail for added strength and 25mm square steel legs.

CODE	DESCRIPTION	SIZE IN MM	PRICE 10+	PRICE 30+
26T293	Semi Circular	1200W x 600D x 460H	£70.70	£68.15
26T294	Semi Circular	1200W x 600D x 530H	£70.70	£68.15
26T295	Semi Circular	1200W x 600D x 590H	£70.70	£68.15
26T296	Semi Circular	1200W x 600D x 640H	£70.70	£68.15
26T297	Semi Circular	1200W x 600D x 710H	£70.70	£68.15
26T298	Semi Circular	1200W x 600D x 760H	£70.70	£68.15
26T299	Semi Circular	1100W x 550D x 460H	£70.70	£68.15
26T300	Semi Circular	1100W x 550D x 530H	£70.70	£68.15
26T301	Semi Circular	1100W x 550D x 590H	£70.70	£68.15
26T302	Semi Circular	1100W x 550D x 640H	£70.70	£68.15
26T303	Semi Circular	1100W x 550D x 710H	£70.70	£68.15
26T304	Semi Circular	1100W x 550D x 760H	£70.70	£68.15


• *Silver and White Frames are non-returnable

MDF Edge




The Premium fully welded tables are supplied with 18mm high pressure laminate tops in a range of colours as shown below with an MDF edge.

Laminate top colours:



Frame colours:



5 Fully Welded Tables Spray PU Edge



Premium tables are supplied with 18mm high pressure laminate tops with an Spray PU edge. Frames come with an inch and a quarter top rail for added strength and 25mm square steel legs.

CODE	DESCRIPTION	SIZE IN MM	PRICE 10+	PRICE 30+
26T305	Semi Circular	1200W x 600D x 460H	£79.45	£76.55
26T306	Semi Circular	1200W x 600D x 530H	£79.45	£76.55
26T307	Semi Circular	1200W x 600D x 590H	£79.45	£76.55
26T308	Semi Circular	1200W x 600D x 640H	£79.45	£76.55
26T309	Semi Circular	1200W x 600D x 710H	£79.45	£76.55
26T310	Semi Circular	1200W x 600D x 760H	£79.45	£76.55
26T311	Semi Circular	1100W x 550D x 460H	£79.45	£76.55
26T312	Semi Circular	1100W x 550D x 530H	£79.45	£76.55
26T313	Semi Circular	1100W x 550D x 590H	£79.45	£76.55
26T314	Semi Circular	1100W x 550D x 640H	£79.45	£76.55
26T315	Semi Circular	1100W x 550D x 710H	£79.45	£76.55
26T316	Semi Circular	1100W x 550D x 760H	£79.45	£76.55

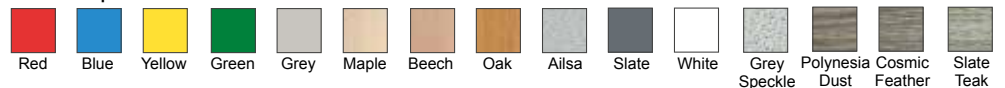
• *Silver and White Frames are non-returnable

Spray PU Edge



Our fully welded tables are available with a Spray PU edge which has a resilient, textured, hardwearing and waterproof finish.


Laminate top colours:



Spray PU edge colours:



Frame colours:





5 Fully Welded Tables MDF Edge

Premium tables are supplied with 18mm high pressure laminate tops with an MDF edge. Frames come with an inch and a quarter top rail for added strength and 25mm square steel legs.

CODE	DESCRIPTION	SIZE IN MM	PRICE 5+	PRICE 30+
26T317	Circular	1200W x 1200D x 460H	£154.25	£148.65
26T318	Circular	1200W x 1200D x 530H	£154.25	£148.65
26T319	Circular	1200W x 1200D x 590H	£154.25	£148.65
26T320	Circular	1200W x 1200D x 640H	£154.25	£148.65
26T321	Circular	1200W x 1200D x 710H	£154.25	£148.65
26T322	Circular	1200W x 1200D x 760H	£154.25	£148.65
26T323	Circular	1000W x 1000D x 460H	£100.25	£96.75
26T324	Circular	1000W x 1000D x 530H	£100.25	£96.75
26T325	Circular	1000W x 1000D x 590H	£100.25	£96.75
26T326	Circular	1000W x 1000D x 640H	£100.25	£96.75
26T327	Circular	1000W x 1000D x 710H	£100.25	£96.75
26T328	Circular	1000W x 1000D x 760H	£100.25	£96.75

• *Silver and White Frames are non-returnable

MDF Edge




The Premium fully welded tables are supplied with 18mm high pressure laminate tops in a range of colours as shown below with an MDF edge.

Laminate top colours:



Frame colours:



5 Fully Welded Tables Spray PU Edge

Premium tables are supplied with 18mm high pressure laminate tops with an Spray PU edge. Frames come with an inch and a quarter top rail for added strength and 25mm square steel legs.

CODE	DESCRIPTION	SIZE IN MM	PRICE 5+	PRICE 30+
26T329	Circular	1200W x 1200D x 460H	£163.00	£157.10
26T330	Circular	1200W x 1200D x 530H	£163.00	£157.10
26T331	Circular	1200W x 1200D x 590H	£163.00	£157.10
26T332	Circular	1200W x 1200D x 640H	£163.00	£157.10
26T333	Circular	1200W x 1200D x 710H	£163.00	£157.10
26T334	Circular	1200W x 1200D x 760H	£163.00	£157.10
26T335	Circular	1000W x 1000D x 460H	£108.90	£104.95
26T336	Circular	1000W x 1000D x 530H	£108.90	£104.95
26T337	Circular	1000W x 1000D x 590H	£108.90	£104.95
26T338	Circular	1000W x 1000D x 640H	£108.90	£104.95
26T339	Circular	1000W x 1000D x 710H	£108.90	£104.95
26T340	Circular	1000W x 1000D x 760H	£108.90	£104.95

• *Silver and White Frames are non-returnable

Spray PU Edge



Our fully welded tables are available with a Spray PU edge which has a resilient, textured, hardwearing and waterproof finish.


Laminate top colours:



Spray PU edge colours:



Frame colours:



5 32mm Fully Welded Tables



MDF Edge



The Premium 32mm round tube frame tables are supplied with 18mm high pressure laminate tops in a range of colours as shown below. Please choose from an MDF, PVC or Spray PU edge. Frames come with an inch and a quarter top rail for added strength.


CODE	DESCRIPTION	SIZE IN MM	PRICE 10+	PRICE 30+
26T341	Rectangular	1200W x 600D x 460H	£81.05	£79.15
26T342	Rectangular	1200W x 600D x 530H	£81.05	£79.15
26T343	Rectangular	1200W x 600D x 590H	£81.05	£79.15
26T344	Rectangular	1200W x 600D x 640H	£81.05	£79.15
26T345	Rectangular	1200W x 600D x 710H	£81.05	£79.15
26T346	Rectangular	1200W x 600D x 760H	£81.05	£79.15
26T347	Rectangular	1100W x 550D x 460H	£81.05	£79.15
26T348	Rectangular	1100W x 550D x 530H	£81.05	£79.15
26T349	Rectangular	1100W x 550D x 590H	£81.05	£79.15
26T350	Rectangular	1100W x 550D x 640H	£81.05	£79.15
26T351	Rectangular	1100W x 550D x 710H	£81.05	£79.15
26T352	Rectangular	1100W x 550D x 760H	£81.05	£79.15
26T353	Square	600W x 600D x 460H	£64.35	£62.80
26T354	Square	600W x 600D x 530H	£64.35	£62.80
26T355	Square	600W x 600D x 590H	£64.35	£62.80
26T356	Square	600W x 600D x 640H	£64.35	£62.80
26T357	Square	600W x 600D x 710H	£64.35	£62.80
26T358	Square	600W x 600D x 760H	£64.35	£62.80

*Silver and White Frames are non-returnable

Laminate top colours:



Frame colours:



5 32mm Fully Welded Tables

PVC Edge

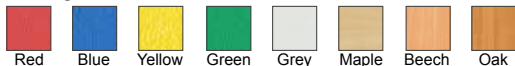


Our fully welded tables are available with a PVC edge which has a smooth finish and is available in 8 colour options.

CODE	DESCRIPTION	SIZE IN MM	PRICE 10+	PRICE 30+
26T359	Rectangular	1200W x 600D x 460H	£85.85	£83.85
26T360	Rectangular	1200W x 600D x 530H	£85.85	£83.85
26T361	Rectangular	1200W x 600D x 590H	£85.85	£83.85
26T362	Rectangular	1200W x 600D x 640H	£85.85	£83.85
26T363	Rectangular	1200W x 600D x 710H	£85.85	£83.85
26T364	Rectangular	1200W x 600D x 760H	£85.85	£83.85
26T365	Rectangular	1100W x 550D x 460H	£85.85	£83.85
26T366	Rectangular	1100W x 550D x 530H	£85.85	£83.85
26T367	Rectangular	1100W x 550D x 590H	£85.85	£83.85
26T368	Rectangular	1100W x 550D x 640H	£85.85	£83.85
26T369	Rectangular	1100W x 550D x 710H	£85.85	£83.85
26T370	Rectangular	1100W x 550D x 760H	£85.85	£83.85
26T371	Square	600W x 600D x 460H	£69.15	£67.50
26T372	Square	600W x 600D x 530H	£69.15	£67.50
26T373	Square	600W x 600D x 590H	£69.15	£67.50
26T374	Square	600W x 600D x 640H	£69.15	£67.50
26T375	Square	600W x 600D x 710H	£69.15	£67.50
26T376	Square	600W x 600D x 760H	£69.15	£67.50



PVC edge colours:



Spray PU Edge



Our fully welded tables are available with a Spray PU edge which has a resilient, textured, hardwearing and waterproof finish.

CODE	DESCRIPTION	SIZE IN MM	PRICE 10+	PRICE 30+
26T377	Rectangular	1200W x 600D x 460H	£89.45	£87.35
26T378	Rectangular	1200W x 600D x 530H	£89.45	£87.35
26T379	Rectangular	1200W x 600D x 590H	£89.45	£87.35
26T380	Rectangular	1200W x 600D x 640H	£89.45	£87.35
26T381	Rectangular	1200W x 600D x 710H	£89.45	£87.35
26T382	Rectangular	1200W x 600D x 760H	£89.45	£87.35
26T383	Rectangular	1100W x 550D x 460H	£89.45	£87.35
26T384	Rectangular	1100W x 550D x 530H	£89.45	£87.35
26T385	Rectangular	1100W x 550D x 590H	£89.45	£87.35
26T386	Rectangular	1100W x 550D x 640H	£89.45	£87.35
26T387	Rectangular	1100W x 550D x 710H	£89.45	£87.35
26T388	Rectangular	1100W x 550D x 760H	£89.45	£87.35
26T389	Square	600W x 600D x 460H	£72.75	£71.00
26T390	Square	600W x 600D x 530H	£72.75	£71.00
26T391	Square	600W x 600D x 590H	£72.75	£71.00
26T392	Square	600W x 600D x 640H	£72.75	£71.00
26T393	Square	600W x 600D x 710H	£72.75	£71.00
26T394	Square	600W x 600D x 760H	£72.75	£71.00



Spray PU edge colours:





5 45mm Fully Welded Tables

MDF Edge



The Premium 45mm round tube frame tables are supplied with 18mm high pressure laminate tops in a range of colours as shown below. Please choose from an MDF or Spray PU edge. Frames come with an inch and a quarter top rail for added strength.


CODE	DESCRIPTION	SIZE IN MM	PRICE 10+	PRICE 30+
26T395	Rectangular	1200W x 600D x 460H	£121.15	£118.30
26T396	Rectangular	1200W x 600D x 530H	£121.15	£118.30
26T397	Rectangular	1200W x 600D x 590H	£121.15	£118.30
26T398	Rectangular	1200W x 600D x 640H	£121.15	£118.30
26T399	Rectangular	1200W x 600D x 710H	£121.15	£118.30
26T400	Rectangular	1200W x 600D x 760H	£121.15	£118.30
26T401	Rectangular	1100W x 600D x 460H	£121.15	£118.30
26T402	Rectangular	1100W x 600D x 530H	£121.15	£118.30
26T403	Rectangular	1100W x 600D x 590H	£121.15	£118.30
26T404	Rectangular	1100W x 600D x 640H	£121.15	£118.30
26T405	Rectangular	1100W x 600D x 710H	£121.15	£118.30
26T406	Rectangular	1100W x 600D x 760H	£121.15	£118.30
26T407	Square	600W x 600D x 460H	£76.70	£74.85
26T408	Square	600W x 600D x 530H	£76.70	£74.85
26T409	Square	600W x 600D x 590H	£76.70	£74.85
26T410	Square	600W x 600D x 640H	£76.70	£74.85
26T411	Square	600W x 600D x 710H	£76.70	£74.85
26T412	Square	600W x 600D x 760H	£76.70	£74.85

• *Silver and White Frames are non-returnable

Laminate top colours:



Frame colours:



5 45mm Fully Welded Tables



Spray PU Edge



Our fully welded tables are available with a Spray PU edge which has a resilient, textured, hardwearing and waterproof finish.

CODE	DESCRIPTION	SIZE IN MM	PRICE 10+	PRICE 30+
26T413	Rectangular	1200W x 600D x 460H	£129.55	£126.50
26T414	Rectangular	1200W x 600D x 530H	£129.55	£126.50
26T415	Rectangular	1200W x 600D x 590H	£129.55	£126.50
26T416	Rectangular	1200W x 600D x 640H	£129.55	£126.50
26T417	Rectangular	1200W x 600D x 710H	£129.55	£126.50
26T418	Rectangular	1200W x 600D x 760H	£129.55	£126.50
26T419	Rectangular	1100W x 600D x 460H	£129.55	£126.50
26T420	Rectangular	1100W x 600D x 530H	£129.55	£126.50
26T421	Rectangular	1100W x 600D x 590H	£129.55	£126.50
26T422	Rectangular	1100W x 600D x 640H	£129.55	£126.50
26T423	Rectangular	1100W x 600D x 710H	£129.55	£126.50
26T424	Rectangular	1100W x 600D x 760H	£129.55	£126.50
26T425	Square	600W x 600D x 460H	£85.10	£83.05
26T426	Square	600W x 600D x 530H	£89.10	£87.00
26T427	Square	600W x 600D x 590H	£89.10	£87.00
26T428	Square	600W x 600D x 640H	£89.10	£87.00
26T429	Square	600W x 600D x 710H	£89.10	£87.00
26T430	Square	600W x 600D x 760H	£89.10	£87.00

• *Silver and White Frames are non-returnable

Laminate top colours:



Spray PU edge colours:



Frame colours:



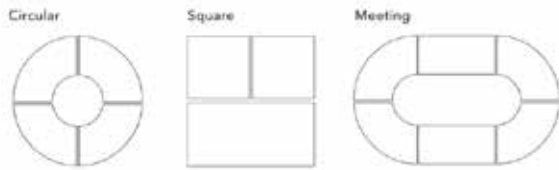


10 Equation™ Square Table

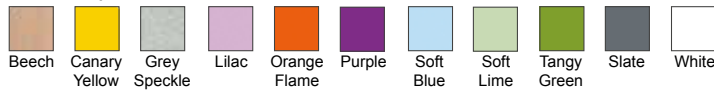
The Equation tables are a premium option manufactured with a 25mm laminate top, Duraform Spray PU edges and a stylish 32mm round tube frame with tamperproof fixings and height adjustable feet.

CODE	SIZE IN MM	PRICE 10+	PRICE 30+
26T431	600W x 600D	£91.95	£89.95
26T432	750W x 750D	£128.95	£125.95

- Available in 6 heights as shown on page 3
- Comes with a Duraform Spray PU edge
- *Silver and White Frames are non-returnable
- Please note that the Soft Blue laminate colour is new and may differ slightly from your existing Soft Blue tops




Laminate top colours:



Spray PU edge colours:



Frame colours:



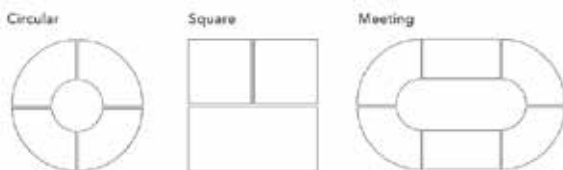
MADE IN THE UK

10 Equation™ Rectangular Table

The Equation tables are a premium option manufactured with a 25mm laminate top, Duraform Spray PU edges and a stylish 32mm round tube frame with tamperproof fixings and height adjustable feet.

CODE	SIZE IN MM	PRICE 5+	PRICE 30+
26T433	1100W x 550D	£134.25	£130.95
26T434	1200W x 600D	£136.95	£133.75
26T435	1500W x 750D	£218.50	£213.25

- Available in 6 heights as shown on page 3
- Comes with a Duraform Spray PU edge
- *Silver and White Frames are non-returnable
- Please note that the Soft Blue laminate colour is new and may differ slightly from your existing Soft Blue tops



Laminate top colours:



Spray PU edge colours:



Frame colours:



MADE IN THE UK

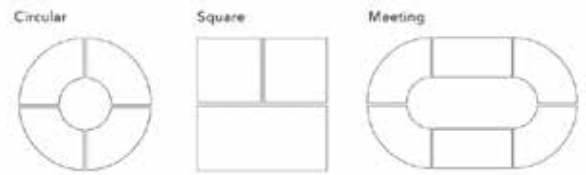
10 Equation™ Trapezoidal Table




The Equation tables are a premium option manufactured with a 25mm laminate top, Duraform Spray PU edges and a stylish 32mm round tube frame with tamperproof fixings and height adjustable feet.

CODE	SIZE IN MM	PRICE 5+	PRICE 30+
26T436	1100W x 550D	£138.75	£135.50
26T437	1200W x 600D	£141.25	£137.95


- Available in 6 heights as shown on page 3
- Comes with a Duraform Spray PU edge
- *Silver and White Frames are non-returnable
- Please note that the Soft Blue laminate colour is new and may differ slightly from your existing Soft Blue tops




Laminate top colours:



Spray PU edge colours



Frame colours:



MADE IN THE UK

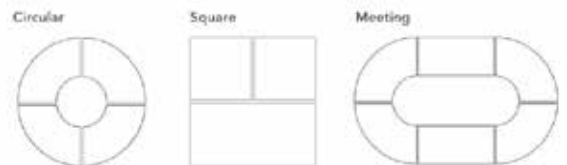
10 Equation™ Arc Table




The Equation tables are a premium option manufactured with a 25mm laminate top, Duraform Spray PU edges and a stylish 32mm round tube frame with tamperproof fixings and height adjustable feet.

CODE	SIZE IN MM	PRICE 5+	PRICE 30+
26T438	1490W x 600D	£309.75	£302.50


- 2100mm Diameter when 4 tables are placed together to make a circle
- Available in 6 heights as shown on page 3
- Comes with a Duraform Spray PU edge
- *Silver and White Frames are non-returnable
- Please note that the Soft Blue laminate colour is new and may differ slightly from your existing Soft Blue topstops




Laminate top colours:



Spray PU edge colours



Frame colours:



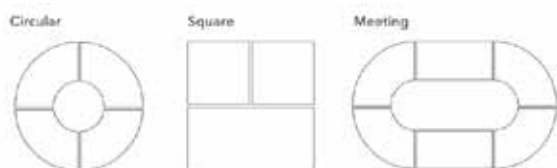
MADE IN THE UK

10 Equation™ Semi Circular Table

The Equation tables are a premium option manufactured with a 25mm laminate top, Duraform Spray PU edges and a stylish 32mm round tube frame with tamperproof fixings and height adjustable feet.

CODE	SIZE IN MM	PRICE 5+	PRICE 30+
26T439	1100W x 550D	£132.50	£129.50
26T440	1200W x 600D	£143.95	£140.50

- Available in 6 heights as shown on page 3
- Comes with a Duraform Spray PU edge
- *Silver and White Frames are non-returnable
- Please note that the Soft Blue laminate colour is new and may differ slightly from your existing Soft Blue tops



Laminate top colours:



Spray PU edge colours:



Frame colours:

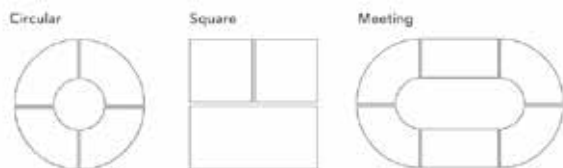


10 Equation™ Circular Table

The Equation tables are a premium option manufactured with a 25mm laminate top, Duraform Spray PU edges and a stylish 32mm round tube frame with tamperproof fixings and height adjustable feet.

CODE	SIZE IN MM	PRICE 5+	PRICE 30+
26T441	1100D	£245.50	£239.50
26T442	1200D	£255.75	£249.50


- Available in 6 heights as shown on page 3
- Comes with a Duraform Spray PU edge
- *Silver and White Frames are non-returnable
- Please note that the Soft Blue laminate colour is new and may differ slightly from your existing Soft Blue tops



Laminate top colours:



Spray PU edge colours:



Frame colours:



10 Equation™ Segga Table



The Equation tables are a premium option manufactured with a 18mm laminate top, Duraform Spray PU edges and a stylish 32mm round tube frame with tamperproof fixings and height adjustable feet.

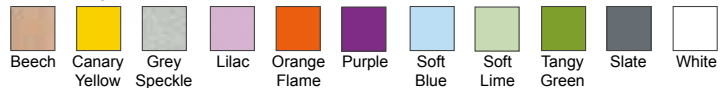
The unique segment shape allows you to configure a variety of table layouts for flexible learning.

CODE	SIZE IN MM	PRICE 5+	PRICE 30+
26T443	755W x 660D	£104.95	£102.50


- 1635mm Diameter when 6 tables are placed together to make a circle
- Available in 6 heights as shown on page 3
- Comes with strong Duraform Spray PU edges
- *Silver and White Frames are non-returnable
- Please note that the Soft Blue laminate colour is new and may differ slightly from your existing Soft Blue tops




Laminate top colours:



Spray PU edge colours



Frame colours:



MADE IN THE UK

10 Equation™ Connect Table



The Equation tables are a premium option manufactured with a 18mm laminate top, Duraform Spray PU edges and a stylish 32mm round tube frame with tamperproof fixings and height adjustable feet.

The unique shape allows you to configure a variety of table layouts for flexible learning.

CODE	SIZE IN MM	PRICE 5+	PRICE 30+
26T444	940W x 890D	£129.25	£126.25


- Available in 6 heights as shown on page 3
- Comes with strong Duraform Spray PU edges
- *Silver and White Frames are non-returnable
- Please note that the Soft Blue laminate colour is new and may differ slightly from your existing Soft Blue tops




Laminate top colours:



Spray PU edge colours



Frame colours:



MADE IN THE UK

10 Equation™ Leaf Table

The Equation tables are a premium option manufactured with a 25mm laminate top, Duraform Spray PU edges and a stylish 32mm round tube frame with tamperproof fixings and height adjustable feet.

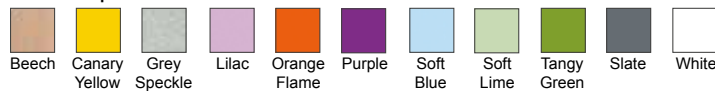
The unique leaf shape allows you to configure a variety of table layouts for flexible learning.

CODE	SIZE IN MM	PRICE 5+	PRICE 30+
26T445	1220W x 875D	£146.25	£142.75


- 1750mm Diameter when 4 tables are placed together to make a circle
- Available in 6 heights as shown on page 3
- Comes with strong Duraform Spray PU edges
- *Silver and White Frames are non-returnable
- Please note that the Soft Blue laminate colour is new and may differ slightly from your existing Soft Blue tops




Laminate top colours:



Spray PU edge colours



Frame colours:



10 Equation™ Jewel Table

The Equation tables are a premium option manufactured with a 25mm laminate top, Duraform Spray PU edges and a stylish 32mm round tube frame with tamperproof fixings and height adjustable feet.

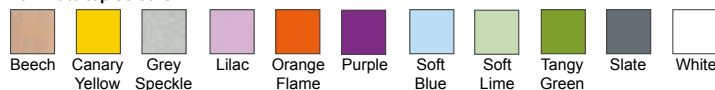
The unique jewel shape allows you to configure a variety of table layouts for flexible learning.

CODE	SIZE IN MM	PRICE 5+	PRICE 30+
26T446	1440W x 866D	£214.95	£209.95

- 1730mm Diameter when 3 tables are placed together to make a circle
- Available in 6 heights as shown on page 3
- Comes with strong Duraform Spray PU edges
- *Silver and White Frames are non-returnable
- Please note that the Soft Blue laminate colour is new and may differ slightly from your existing Soft Blue tops




Laminate top colours:



Spray PU edge colours



Frame colours:



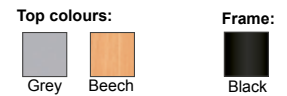
1 Classline Folding Exam Desks



The Classline folding exam desk comes with a durable 16mm MDF top finished with a wipe clean laminate. It comes with a pen groove, a bullnosed edge, rounded corners and a Black folding frame with plastic feet to protect floors. Solid Steel support clips hold the frame securely to prevent wobbling.

CODE	DESCRIPTION	SIZE IN MM	PRICE 50+	PRICE 100+
26D447	Folding Exam Desk	600W x 450D x 730H	£22.75	£22.25
26D448	Folding Exam Desk	600W x 600D x 730H	£22.75	£22.25
26TR449	25 Capacity Trolley			£185.25
26TR450	40 Capacity Trolley			£189.95
26PK451	25 Desks and Trolley	600W x 600D x 730H		£742.25
26PK452	40 Desks and Trolley	600W x 600D x 730H		£1093.50

- For smaller or larger quantities, price on request
- Grey top available on 600W x 600D option only



1 Classline Plus Folding Exam Desk



The Classline folding exam desk comes with a Beech 18mm MDF top which slopes slightly for better ergonomics. It comes with a pen groove, a bullnosed edge and a thicker gauge 22mm diameter Black leg frame. The safety bar feature assists in placing the tables for use and stowing for storage.

CODE	DESCRIPTION	SIZE IN MM	PRICE 50+	PRICE 100+
26D453	Folding Exam Desk	600W x 600D x 710H	£28.95	£28.30
26TR454	24 Capacity Trolley			£225.00
26TR455	40 Capacity Trolley			£238.75
26PK456	24 Desks and Trolley	600W x 600D x 710H		£890.85
26PK457	40 Desks and Trolley	600W x 600D x 710H		£1367.80

- For smaller quantities, price on request



2 Titan Exam Desk



The Titan one piece recyclable, injection moulded polypropylene desks come with a unique 'snapping' lock mechanism, have an extra strong oval steel frame and a pen groove.

CODE	DESCRIPTION	SIZE IN MM	PRICE 50+	PRICE 100+
26D458	Folding Exam Desk	600W x 600D x 710H	£43.55	£42.50
26TR459	Trolley for 40 desks	1267W x 600D x 473H		£295.95

- For smaller quantities, price on request
- 20 capacity Trolley available, price on request
- A delivery surcharge will apply if trolleys are ordered separately



5 Premium Folding Exam Desk

Our Premium folding exam desk comes with an 18mm Beech laminate top with a pen groove and an MDF bullnose polished and lacquered edge.

CODE	DESCRIPTION	SIZE IN MM	PRICE 15+	PRICE 30+
26D460	Folding Exam Desk	600W x 600D x 710H	£35.35	£34.55
26TR461	24 Capacity Trolley		£164.75	
26PK462	24 Desks and Trolley	600W x 600D x 710H	£946.70	

• *Silver and White Frames are non-returnable



Top:  Beech

Frame colours:  Black  Grey  Charcoal  Duraform  Silver*  White*

 **MADE IN THE UK**

5 Premium Folding Skid Base Exam Desk

Our Premium folding, skid base framed exam desk comes with an 18mm Beech laminate top with a pen groove and an MDF bullnose polished and lacquered edge.

CODE	DESCRIPTION	SIZE IN MM	PRICE 15+	PRICE 30+
26D463	Folding Exam Desk	600W x 600D x 710H	£37.85	£37.00
26TR464	24 Capacity Trolley		£164.75	
26PK465	24 Desks and Trolley	600W x 600D x 710H	£1003.95	

• *Silver and White Frames are non-returnable



Top:  Beech

Frame colours:  Black  Grey  Charcoal  Duraform  Silver*  White*

 **MADE IN THE UK**


5 Premium Stacking Zimmer Desk




Our Premium stacking exam desk comes with a zimmer frame, an 18mm Beech laminate top with a pen groove and an MDF bullnose polished and lacquered edge.

CODE	DESCRIPTION	SIZE IN MM	PRICE 10+	PRICE 30+
26D466	Exam Desk	600W x 500D x 710H	£42.25	£41.25

• *Silver and White Frames are non-returnable



Top:  Beech

Frame colours:  Black  Grey  Charcoal  Duraform  Silver*  White*

 **MADE IN THE UK**

10 EN Core Table



The EN Core table can be stacked up to 15 high for storage, is easily transportable, durable, lightweight and 100% recyclable. It can be used in multiple environments from classrooms to cafeterias and even exam halls.

The table can offer you the flexibility for adaptable settings with the use of the EN Core connected (see accessories panel). Available in 6 heights to accompany the innovative EN One piece plastic chair. The table is tested to and supports up to 100kg and is compliant to EN1729 parts 1 & 2 and BS16139 level 2.

CODE	DESCRIPTION	SIZE IN MM	PRICE 13+
26T467	Size 1	768W x 600D x 460H	£57.50
26T468	Size 2	772W x 600D x 530H	£57.50
26T469	Size 3	776W x 600D x 590H	£57.50
26T470	Size 4	778W x 600D x 640H	£57.50
26T471	Size 5	782W x 600D x 710H	£57.50
26T472	Size 6	786W x 600D x 760H	£57.50

- Tabletop measures 600W x 600D
- Distance between legs is 626mm
- Made from 100% recyclable material
- For matching chairs see page 57

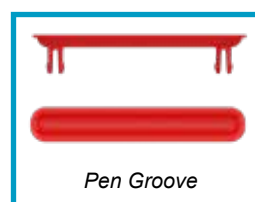
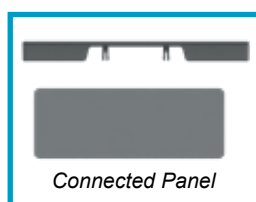
1 EN Core Table Accessories








Accessories available for the EN Core table include: Pen grooves in a range of colours which easily slot into the side of the table, maximising workspace. Connected, a linking socket which holds tables together securely and is easily removed. Tray runners are used to maximise under desk storage space. Dolly to transport and hold up to 14 tables.












CODE	DESCRIPTION	PRICE
26ACC473	Pen Groove	£1.50
26ACC474	Connected	£14.50
26ACC475	A4 Tray runner	£12.95
26ACC476	A3 Tray runner	£12.95
26ACC477	Dolly - 13 table capacity	£153.50

- Trays not included
- Accessories to be ordered at time of table order



Desk colours:
 Cool Grey
 Night Grey

Connect and Pen Groove colour options:
 Blue
 Red
 Night Grey
 Orange
 Black

 Cool Grey
 Purple
 Lime Green
 Fuchsia
 Yellow
 Lilac
 Apple
 Sky Blue
 White
 Oatmeal
 Bottle Green

2 Single Wooden Locker Desks

These single locker desks come with a solid Beech frame and Beech veneered tops finished in Hygienilac TM wood lacquer. The mortise and tenon joints are glued and pinned for extra strength.

CODE	DESCRIPTION	SIZE IN MM	PRICE 5+
26D480	Single	620W x 450D x 650H	£178.75
26D481	Single	620W x 450D x 710H	£178.75
26D482	Single	620W x 450D x 760H	£178.75

- Locker section is 120mm deep
- Width between legs is 490mm



 There is a £35 delivery charge on these products

Colour option:



Beech

2 Double Wooden Locker Desks

These double locker desks come with a solid Beech frame and Beech veneered tops finished in Hygienilac TM wood lacquer. The mortise and tenon joints are glued and pinned for extra strength.

CODE	DESCRIPTION	SIZE IN MM	PRICE 5+
26D483	Double	1110W x 450D x 650H	£280.00
26D484	Double	1110W x 450D x 710H	£280.00
26D485	Double	1110W x 450D x 760H	£280.00

- Locker section is 120mm deep
- Width between legs is 980mm




Colour option:



Beech

 There is a £35 delivery charge on these products

5 ZED Frame Tables



The new ZED Frame tables come with solid 18mm MDF tops with a high pressure laminate in a range of colours as shown below. The tables come with a 50 by 25mm steel tube frame.

CODE	DESCRIPTION	SIZE IN MM	PRICE 10+	PRICE 30+
26T486	Square	600W x 600D	£87.50	£85.50
26T487	Rectangular	1100W x 550D	£105.00	£102.50
26T488	Rectangular	1200W x 600D	£108.75	£106.25
26T489	Rectangular	1500W x 750D	£165.50	£161.75


- Available with a Spray PU edge, price on request
- *Silver and White Frames are non-returnable

Size	Age	Height
1	3-4	460mm
2	4-6	530mm
3	6-8	590mm
4	8-11	640mm
5	11-14	710mm
6	14+	760mm

Laminate top colours:



Frame colours:



5 Z Frame Tables



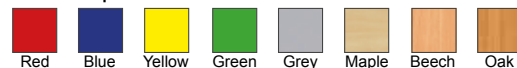
These heavy duty Z frame tables are designed with thick steel legs with a strengthening bar between them. The steel rectangular section legs are 25mm x 50mm. The tables come with an 18mm MDF high pressure laminate top and an MDF edge.

CODE	DESCRIPTION	SIZE IN MM	PRICE 5+	PRICE 30+
26T490	Square	600W x 600D	£109.50	£96.55
26T491	Rectangular	1100W x 550D	£135.55	£119.60
26T492	Rectangular	1200W x 600D	£135.55	£119.60

- Made to order and non-returnable

Size	Age	Height
5	11-14	710mm
6	14+	760mm

Laminate top colours:



Frame colours:



5 Cantilever Frame Tables




These heavy duty Cantilever frame tables are designed with thick steel legs with a strengthening bar between them. The steel rectangular section legs are 25mm x 50mm. The tables come with an 18mm MDF high pressure laminate top and an MDF edge.

CODE	DESCRIPTION	SIZE IN MM	PRICE 5+	PRICE 30+
26T493	Square	600W x 600D	£109.50	£96.55
26T494	Rectangular	1100W x 550D	£135.55	£119.60
26T495	Rectangular	1200W x 600D	£135.55	£119.60

- Made to order and non-returnable

Size	Age	Height
5	11-14	710mm
6	14+	760mm

Laminate top colours:



Frame colours:



5 Euro Cantilever Frame Tables

The Euro tables come with solid 25mm MDF tops with a high pressure laminate in a range of colours as shown below. The tables come with a 50 by 25mm steel tube frame.

CODE	DESCRIPTION	SIZE IN MM	PRICE 5+	PRICE 30+
26T496	Single	600W x 600D	£102.25	£99.75
26T497	Double	1200W x 600D	£143.25	£139.75
26T498	Double	1500W x 750D	£217.50	£212.25

Size	Age	Height
1	3-4	460mm
2	4-6	530mm
3	6-8	590mm
4	8-11	640mm
5	11-14	710mm
6	14+	760mm


- Available with a Spray PU edge, price on request
- *Silver and White Frames are non-returnable



Laminate top colours:



Frame colours:



5 Study Carrel

The Study Carrel is designed to create a quiet, enclosed workspace, ideal for independent study or focused work. It is manufactured from 18mm MFC in Beech with 45mm round tubular legs made from high-quality steel and has solid 18mm MDF tops with a high pressure laminate. The Study Carrel comes in Beech with a Beech edge.

CODE	SIZE IN MM	DESK HEIGHT	PRICE 5+	PRICE 30+
26T499	750W x 750D x 1100H	640mm	£203.95	£199.25
26T500	750W x 750D x 1170H	710mm	£203.95	£199.25
26T501	750W x 750D x 1220H	760mm	£203.95	£199.25

- Shelf sits 150mm below top of unit

18mm MFC in Beech

Designed to create a quiet, enclosed workspace, ideal for independent study or focused work



Shelf included

Sleek, contemporary design



45mm round legs

Made from high-quality steel

Frame colours:



5 H Frame Fully Welded Tables



This fully welded H frame table is made with a standard 25mm square steel tube frame and comes with an 18mm high pressure laminate top and MDF edge.

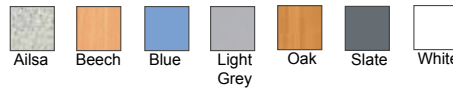
CODE	SIZE IN MM	PRICE 5+	PRICE 30+
26T508	1200W x 600D	£143.25	£139.95
26T509	1200W x 750D	£157.25	£153.50
26T510	1500W x 750D	£236.75	£231.25

• *Silver and White Frames are non-returnable


TABLE HEIGHTS	
760mm	900mm
800mm	950mm
850mm	1000mm

MADE IN THE UK

Laminate top colours:



Frame colours:



5 H Frame Crushbent Tables



This crushbent H frame table is made with a chunky 30mm square steel tube frame and comes with an 18mm high pressure laminate top and MDF edge.

CODE	SIZE IN MM	PRICE 5+	PRICE 30+
26T511	1200W x 600D	£143.25	£139.95
26T512	1200W x 750D	£157.25	£153.50
26T513	1500W x 750D	£236.75	£231.25

• *Silver and White Frames are non-returnable


TABLE HEIGHTS	
760mm	900mm
800mm	950mm
850mm	1000mm

MADE IN THE UK

Laminate top colours:



Frame colours:



10 H Frame Premium Tables



This chunky 45mm round tube H frame table is fully welded and comes with an 18mm high pressure laminate top and MDF edge.

CODE	SIZE IN MM	PRICE 5+	PRICE 30+
26T514	1200W x 600D	£204.25	£199.50
26T515	1200W x 750D	£219.95	£214.75
26T516	1500W x 750D	£259.75	£253.50

• *Silver and White Frames are non-returnable


TABLE HEIGHTS	
760mm	900mm
800mm	950mm
850mm	1000mm

MADE IN THE UK

Laminate top colours:



Frame colours:



5 H Frame Fully Welded Tables


This fully welded H frame table is made with a standard 25mm square steel tube frame and comes with an 16mm thick hardwearing Trespa top.

CODE	SIZE IN MM	PRICE 5+	PRICE 30+
26T517	1200W x 600D	£283.25	£276.75
26T518	1200W x 750D	£416.95	£406.95
26T519	1500W x 750D	£446.00	£435.50


• *Silver and White Frames are non-returnable

TABLE HEIGHTS	
760mm	900mm
800mm	950mm
850mm	1000mm

Speckled Trespa top colours:



Frame colours:



MADE IN THE UK

5 H Frame Crushbent Tables

This crushbent H frame table is made with a chunky 30mm square steel tube frame and comes with an 16mm thick hardwearing Trespa top.

CODE	SIZE IN MM	PRICE 5+	PRICE 30+
26T520	1200W x 600D	£283.25	£276.75
26T521	1200W x 750D	£416.95	£406.95
26T522	1500W x 750D	£446.00	£435.50


• *Silver and White Frames are non-returnable

TABLE HEIGHTS	
760mm	900mm
800mm	950mm
850mm	1000mm

Speckled Trespa top colours:



Frame colours:



MADE IN THE UK

10 H Frame Premium Tables

This chunky 45mm round tube H frame table is fully welded and comes with an 16mm thick hardwearing Trespa top.

CODE	SIZE IN MM	PRICE 5+	PRICE 30+
26T523	1200W x 600D	£396.75	£387.25
26T524	1200W x 750D	£535.75	£523.00
26T525	1500W x 750D	£577.25	£563.50


• *Silver and White Frames are non-returnable

TABLE HEIGHTS	
760mm	900mm
800mm	950mm
850mm	1000mm

Speckled Trespa top colours:



Frame colours:



MADE IN THE UK

5 Inspire 200 Height Adjustable Desks



The Inspire height adjustable desks come with an 18mm thick MDF laminate top with a Silver height adjustable frame only. Available with a crank handle which can be inserted either on the left or right hand side of the desk with an easy to use tamperproof mechanism.

CODE	DESCRIPTION	SIZE IN MM	PRICE
26D526	Single Desk MDF Edge	700W x 600D x 512-805H	£366.75
26D527	Double Desk MDF Edge	1200W x 600D x 512-805H	£412.25
26D528	Single Desk Spray PU Edge	700W x 600D x 512-805H	£375.95
26D529	Double Desk Spray PU Edge	1200W x 600D x 512-805H	£421.50


CODE	DESCRIPTION	PRICE
26ACC530	Single Cableport	£4.50
26ACC531	Double Cableport	£8.75

• Cable portholes must be requested at time of order

Laminate top colours:



Spray PU edge colours:



5 Inspire 400 Height Adjustable Desks



The Inspire height adjustable desks come with an 18mm thick MDF laminate top with a White height adjustable frame only. Available with a crank handle which can be inserted either on the left or right hand side of the desk with an easy to use tamperproof mechanism.

CODE	DESCRIPTION	SIZE IN MM	PRICE
26D532	Double Desk MDF Edge	1200W x 600D x 512-805H	£412.25
26D533	Double Desk MDF Edge	1200W x 750D x 512-805H	£451.25
26D534	Double Desk Spray PU Edge	1200W x 600D x 512-805H	£421.50
26D535	Double Desk Spray PU Edge	1200W x 750D x 512-805H	£460.50

CODE	DESCRIPTION	PRICE
26ACC536	Single Cableport	£4.50
26ACC537	Double Cableport	£8.75

• Cable portholes must be requested at time of order

Laminate top colours:



Spray PU edge colours:



5 Inspire 800 Height Adjustable Desks



The Inspire height adjustable desks come with an 18mm thick MDF laminate top with a Black height adjustable frame only. Available with a crank handle which can be inserted either on the left or right hand side of the desk with an easy to use tamperproof mechanism.

CODE	DESCRIPTION	SIZE IN MM	PRICE
26D538	1200W Desk MDF Edge	1200W x 600D x 730-1200H	£449.75
26D539	1500W Desk MDF Edge	1500W x 750D x 730-1200H	£487.95
26D540	1200W Desk Spray PU Edge	1200W x 600D x 730-1200H	£459.00
26D541	1500W Desk Spray PU Edge	1500W x 750D x 730-1200H	£497.25


CODE	DESCRIPTION	PRICE
26ACC542	Single Cableport	£4.50
26ACC543	Double Cableport	£8.75

• Cable portholes must be requested at time of order

Laminate top colours:



Spray PU edge colours:



5 Giorgian Volt Electric Adjustable Desks

The Giorgian Volt electric height adjustable desking range comes with a 25mm top and a 2mm edging. The desk height adjustment is operated by a digital controller with memory presets and a USB charging port. The controller can be situated under the desktop on either the left or right hand side. The 3 stage dual motor comes with a soft start and stop. The wood finishes are resistant to heat, staining and scratching. All steelwork is 16 gauge.



CODE	DESCRIPTION	SIZE IN MM	PRICE
26D544	Rectangular Desk	1200W x 800D x 620-1280H	£515.75
26D545	Rectangular Desk	1400W x 800D x 620-1280H	£529.50
26D546	Rectangular Desk	1600W x 800D x 620-1280H	£543.25
26D547	Rectangular Desk	1800W x 800D x 620-1280H	£555.95

- Height adjustment from 620 - 1280mm
- Desktop movement of 35mm per second
- 5 year guarantee on electric components
- 10 year guarantee on wooden components

Top colours:



Frame colours:



5 Giorgian Volt Electric Adjustable Desks

The Giorgian Volt J shape option comes with the controller on the straight edge.

CODE	DESCRIPTION	SIZE IN MM	PRICE
26D548	Left Hand	1200W x 1200D x 800D x 600W x 620-1280H	£841.50
26D549	Right Hand	1200W x 1200D x 800D x 600W x 620-1280H	£841.50
26D550	Left Hand	1400W x 1200D x 800D x 600W x 620-1280H	£852.95
26D551	Right Hand	1400W x 1200D x 800D x 600W x 620-1280H	£852.95
26D552	Left Hand	1600W x 1200D x 800D x 600W x 620-1280H	£864.50
26D553	Right Hand	1600W x 1200D x 800D x 600W x 620-1280H	£864.50
26D554	Left Hand	1800W x 1200D x 800D x 600W x 620-1280H	£877.50
26D555	Right Hand	1800W x 1200D x 800D x 600W x 620-1280H	£877.50

- Height adjustment from 620 - 1280mm
- Desktop movement of 35mm per second
- 5 year guarantee on electric components
- 10 year guarantee on wooden components

Top colours:



Frame colours:



5 Accessories

Modesty panels and cable trays are available if required for all the Volt adjustable desks.

CODE	DESCRIPTION	SIZE IN MM	PRICE
26ACC556	Metal Cable Tray	1200W	£31.75
26ACC557	Metal Cable Tray	1400W	£34.75
26ACC558	Metal Cable Tray	1600W	£37.95
26ACC559	Metal Cable Tray	1800W	£41.75
26ACC560	Wooden Modesty Panel	1200W x 395H	£87.75
26ACC561	Wooden Modesty Panel	1400W x 395H	£91.50
26ACC562	Wooden Modesty Panel	1600W x 395H	£95.25
26ACC563	Wooden Modesty Panel	1800W x 395H	£99.75

Modesty Panel colours:



Cable Tray colours:



10 Classline Traditional Teachers Desks



Traditional straight leg Teachers Desk with an 18mm top, 2mm PVC edging and 2 cable ports. The wood finishes are resistant to heat, staining and scratching.


CODE	DESCRIPTION	SIZE IN MM	PRICE
26D564	Teachers Desk	1200W x 800D x 733H	£151.50
26D565	Teachers Desk	1400W x 800D x 733H	£162.25
26D566	Teachers Desk	1600W x 800D x 733H	£181.25
26D567	Teachers Desk	1800W x 800D x 733H	£225.95

• *Handles not available in Bronze or Anthracite

Top colours:



Frame colours:



10 Classline Traditional Pedestals



This range of pedestals come with a 25mm top. The wood finishes are resistant to heat, staining and scratching, come in a range of colours and are supplied with silver handles as standard.

CODE	DESCRIPTION	SIZE IN MM	PRICE
26P568	2 Drawer Low Mobile	438W x 605D x 595H	£138.25
26P569	3 Drawer Low Mobile	438W x 605D x 595H	£138.25
26P570	2 Drawer Mobile Under Desk	438W x 550D x 635H	£164.00
26P571	3 Drawer Mobile Under Desk	438W x 550D x 635H	£164.00
26P572	4 Drawer Mobile Under Desk	438W x 550D x 635H	£164.00
26P573	2 Drawer Narrow Under Desk	310W x 550D x 635H	£159.75
26P574	3 Drawer Narrow Under Desk	310W x 550D x 635H	£159.75
26P575	4 Drawer Narrow Under Desk	310W x 550D x 635H	£159.75

Top colours:



10 Classline Traditional Teachers Desks



Traditional straight leg Teachers Desk with an 18mm top, 2mm PVC edging and 2 cable ports. The wood finishes are resistant to heat, staining and scratching. Supplied with a fixed 2 drawer pedestal.


CODE	DESCRIPTION	SIZE IN MM	PRICE
26D576	Desk & 2 Drawer Pedestal	1200W x 800D x 733H	£316.25
26D577	Desk & 2 Drawer Pedestal	1400W x 800D x 733H	£321.25
26D578	Desk & 2 Drawer Pedestal	1600W x 800D x 733H	£339.50
26D579	Desk & 2 Drawer Pedestal	1800W x 800D x 733H	£382.95

• Pedestals can be fixed on the left or right hand side
 • *Handles not available in Bronze or Anthracite

Top colours:



Frame colours:



10 Classline Traditional Teachers Desks

Traditional straight leg Teachers Desk with an 18mm top, 2mm PVC edging and 2 cable ports. The wood finishes are resistant to heat, staining and scratching. Supplied with a fixed 3 drawer pedestal.


CODE	DESCRIPTION	SIZE IN MM	PRICE
26D580	Desk & 3 Drawer Pedestal	1200W x 800D x 733H	£316.25
26D581	Desk & 3 Drawer Pedestal	1400W x 800D x 733H	£321.25
26D582	Desk & 3 Drawer Pedestal	1600W x 800D x 733H	£339.50
26D583	Desk & 3 Drawer Pedestal	1800W x 800D x 733H	£382.95

- Pedestals can be fixed on the left or right hand side
- *Handles not available in Bronze or Anthracite

Top colours:



Frame colours:



10 Classline Traditional Teachers Desks

Traditional straight leg Teachers Desk with an 18mm top, 2mm PVC edging and 2 cable ports. The wood finishes are resistant to heat, staining and scratching. Supplied with a 2 and 3 drawer pedestal as standard. Please state at time of order if you would prefer matching pedestals.


CODE	DESCRIPTION	SIZE IN MM	PRICE
26D584	Desk & Double Pedestal	1600W x 800D x 733H	£432.25
26D585	Desk & Double Pedestal	1800W x 800D x 733H	£477.50

- *Handles not available in Bronze or Anthracite

Top colours:



Frame colours:



5 Inspire Teachers Desks

The Inspire teachers desks come with an 18mm laminate top, an MDF bullnose lacquered edge and a 25mm square tube, fully welded frame. The desks are available with a two or three drawer fixed pedestal and come in a range of colours and three height options as shown below.


CODE	DESCRIPTION	SIZE IN MM	PRICE
26D586	Desk & 2 Drawer Pedestal	1200W x 600D	£333.95
26D587	Desk & 3 Drawer Pedestal	1200W x 600D	£377.95

- Heights available: 710mm, 720mm or 760mm
- Spray PU edge available, price on request
- Crushbent option available, price on request
- *Silver and White Frames are non-returnable
- *Handles not available in Bronze or Anthracite
- Please note that the Soft Blue laminate colour is new and may differ slightly from your existing Soft Blue tops

Laminate top colours:



Frame colours:



10 Apex Single Bench Starter

The NEW Georgian Apex single bench range is available in 2 depths with a straight 40mm square goalpost leg frame. The 25mm tops have a central scalloped edge along the back for easy cable management.


CODE	SIZE IN MM	PRICE
26BS588	1000W x 600D x 740H	£146.50
26BS589	1200W x 600D x 740H	£155.25
26BS590	1400W x 600D x 740H	£168.50
26BS591	1600W x 600D x 740H	£176.75
26BS592	1800W x 600D x 740H	£186.75
26BS593	2000W x 600D x 740H	£203.75
26BS594	1000W x 800D x 740H	£162.65
26BS595	1200W x 800D x 740H	£172.25
26BS596	1400W x 800D x 740H	£186.75
26BS597	1600W x 800D x 740H	£196.95
26BS598	1800W x 800D x 740H	£207.75
26BS599	2000W x 800D x 740H	£226.50

- 600mm deep benches take the 514D pedestals
- *Handles not available in Bronze or Anthracite

Top colours:



Frame colours:



10 Apex Single Bench Add On

The NEW Georgian Apex single bench range is available in 2 depths with a straight 40mm square goalpost leg frame. The 25mm tops have a central scalloped edge along the back for easy cable management.


CODE	SIZE IN MM	PRICE
26BS600	1000W x 600D x 740H	£110.50
26BS601	1200W x 600D x 740H	£117.50
26BS602	1400W x 600D x 740H	£128.75
26BS603	1600W x 600D x 740H	£137.75
26BS604	1800W x 600D x 740H	£145.25
26BS605	2000W x 600D x 740H	£162.25
26BS606	1000W x 800D x 740H	£122.50
26BS607	1200W x 800D x 740H	£130.75
26BS608	1400W x 800D x 740H	£143.25
26BS609	1600W x 800D x 740H	£153.50
26BS610	1800W x 800D x 740H	£160.95
26BS611	2000W x 800D x 740H	£180.50

- 600mm deep benches take the 514D pedestals
- *Handles not available in Bronze or Anthracite

Top colours:



Frame colours:



10 Accessories

CODE	DESCRIPTION	SIZE IN MM	PRICE
26ACC612	Metal Cable Tray	1000W	£24.75
26ACC613	Metal Cable Tray	1200W	£26.50
26ACC614	Metal Cable Tray	1400W	£28.50
26ACC615	Metal Cable Tray	1600W	£31.75
26ACC616	Metal Cable Tray	1800W	£35.95
26ACC617	Metal Cable Tray	2000W	£39.25
26ACC618	Wooden Modesty Panel	1000W	£87.25
26ACC619	Wooden Modesty Panel	1200W	£90.95
26ACC620	Wooden Modesty Panel	1400W	£95.25
26ACC621	Wooden Modesty Panel	1600W	£99.75
26ACC622	Wooden Modesty Panel	1800W	£103.50
26ACC623	Wooden Modesty Panel	2000W	£106.75

Modesty Panel colours:



Cable Tray colours:




10 Apex Double Bench Starter

The NEW Giorgian Apex double bench range is available in 2 depths with a straight 40mm square goalpost leg frame. The 25mm tops have a central scalloped edge along the back for easy cable management.


CODE	SIZE IN MM	PRICE
26BS624	1000W x 1200D x 740H	£253.75
26BS625	1200W x 1200D x 740H	£265.75
26BS626	1400W x 1200D x 740H	£278.25
26BS627	1600W x 1200D x 740H	£283.25
26BS628	1800W x 1200D x 740H	£310.50
26BS629	2000W x 1200D x 740H	£329.50
26BS630	1000W x 1600D x 740H	£281.50
26BS631	1200W x 1600D x 740H	£295.25
26BS632	1400W x 1600D x 740H	£309.25
26BS633	1600W x 1600D x 740H	£314.75
26BS634	1800W x 1600D x 740H	£345.25
26BS635	2000W x 1600D x 740H	£365.95

- Cable trays and modesty panels on page 36
- 600mm deep benches take the 514D pedestals
- *Handles not available in Bronze or Anthracite

Top colours:



Frame colours:



10 Apex Double Bench Add On

The NEW Giorgian Apex double bench range is available in 2 depths with a straight 40mm square goalpost leg frame. The 25mm tops have a central scalloped edge along the back for easy cable management.


CODE	SIZE IN MM	PRICE
26BS636	1000W x 1200D x 740H	£222.25
26BS637	1200W x 1200D x 740H	£232.75
26BS638	1400W x 1200D x 740H	£242.25
26BS639	1600W x 1200D x 740H	£247.95
26BS640	1800W x 1200D x 740H	£272.50
26BS641	2000W x 1200D x 740H	£290.95
26BS642	1000W x 1600D x 740H	£246.75
26BS643	1200W x 1600D x 740H	£258.75
26BS644	1400W x 1600D x 740H	£269.50
26BS645	1600W x 1600D x 740H	£275.25
26BS646	1800W x 1600D x 740H	£302.95
26BS647	2000W x 1600D x 740H	£322.95

- Cable trays and modesty panels on page 36
- 600mm deep benches take the 514D pedestals
- *Handles not available in Bronze or Anthracite

Top colours:



Frame colours:



10 Pedestals

CODE	DESCRIPTION	SIZE IN MM	PRICE
26P648	2 Drawer Mobile Shallow	438W x 514D x 635H	£164.00
26P649	3 Drawer Mobile Shallow	438W x 514D x 635H	£164.00
26P650	4 Drawer Mobile Shallow	438W x 514D x 635H	£164.00
26P651	2 Drawer Mobile Under Desk	438W x 550D x 635H	£164.00
26P652	3 Drawer Mobile Under Desk	438W x 550D x 635H	£164.00
26P653	4 Drawer Mobile Under Desk	438W x 550D x 635H	£164.00

Top colours:




10 Gianni Single Bench Starter



Top colours:



Frame colours:



The Georgian Gianni single bench range comes in 2 depths with a straight 50mm square goalpost leg frame.

CODE	SIZE IN MM	PRICE
26BS654	1000W x 600D x 740H	£309.75
26BS655	1200W x 600D x 740H	£322.50
26BS656	1400W x 600D x 740H	£334.95
26BS657	1600W x 600D x 740H	£356.50
26BS658	1800W x 600D x 740H	£362.25
26BS659	2000W x 600D x 740H	£371.75
26BS660	1000W x 800D x 740H	£327.75
26BS661	1200W x 800D x 740H	£338.25
26BS662	1400W x 800D x 740H	£344.50
26BS663	1600W x 800D x 740H	£358.95
26BS664	1800W x 800D x 740H	£362.75
26BS665	2000W x 800D x 740H	£381.00

- See page 37 for matching pedestals, 600mm deep benches can only take the 514D pedestals
- *Handles not available in Bronze or Anthracite


10 Gianni Single Bench Add On



Top colours:



Frame colours:



The Georgian Gianni single bench range comes in 2 depths with a straight 50mm square goalpost leg frame.

CODE	SIZE IN MM	PRICE
26BS666	1000W x 600D x 740H	£257.50
26BS667	1200W x 600D x 740H	£272.50
26BS668	1400W x 600D x 740H	£276.95
26BS669	1600W x 600D x 740H	£309.75
26BS670	1800W x 600D x 740H	£314.75
26BS671	2000W x 600D x 740H	£334.95
26BS672	1000W x 800D x 740H	£281.50
26BS673	1200W x 800D x 740H	£294.75
26BS674	1400W x 800D x 740H	£299.00
26BS675	1600W x 800D x 740H	£334.95
26BS676	1800W x 800D x 740H	£339.50
26BS677	2000W x 800D x 740H	£357.25

- See page 37 for matching pedestals, 600mm deep benches can only take the 514D pedestals
- *Handles not available in Bronze or Anthracite


10 Accessories



Modesty Panel colours:



Cable Tray colours:



CODE	DESCRIPTION	SIZE IN MM	PRICE
26ACC678	Metal Cable Tray	1000W	£29.75
26ACC679	Metal Cable Tray	1200W	£31.75
26ACC680	Metal Cable Tray	1400W	£34.75
26ACC681	Metal Cable Tray	1600W	£37.95
26ACC682	Metal Cable Tray	1800W	£41.75
26ACC683	Metal Cable Tray	2000W	£47.95
26ACC684	Wooden Modesty Panel	1000W	£89.75
26ACC685	Wooden Modesty Panel	1200W	£93.50
26ACC686	Wooden Modesty Panel	1400W	£97.95
26ACC687	Wooden Modesty Panel	1600W	£102.95
26ACC688	Wooden Modesty Panel	1800W	£106.75
26ACC689	Wooden Modesty Panel	2000W	£110.50

10 Gianni Double Bench Starter

The Giorgian Gianni double bench range comes in 2 depths with a straight 50mm square goalpost leg frame. The top is scalloped 10mm along the back edge for easy cable routing and two thumbwheels under the frame can be loosened allowing the desktop to slide forward for access to the cable tray, which comes as standard with double benching.

CODE	SIZE IN MM	PRICE
26BS690	1000W x 1200D x 740H	£482.75
26BS691	1200W x 1200D x 740H	£512.25
26BS692	1400W x 1200D x 740H	£519.75
26BS693	1600W x 1200D x 740H	£575.50
26BS694	1800W x 1200D x 740H	£586.75
26BS695	2000W x 1200D x 740H	£622.75
26BS696	1000W x 1600D x 740H	£529.25
26BS697	1200W x 1600D x 740H	£553.95
26BS698	1400W x 1600D x 740H	£563.50
26BS699	1600W x 1600D x 740H	£617.75
26BS700	1800W x 1600D x 740H	£622.75
26BS701	2000W x 1600D x 740H	£668.00


- See page 37 for matching pedestals, 600mm deep benches can only take the 514D pedestals
- *Handles not available in Bronze or Anthracite



Top colours:



Frame colours:



10 Gianni Double Bench Add On

The Giorgian Gianni double bench range comes in 2 depths with a straight 50mm square goalpost leg frame. The top is scalloped 10mm along the back edge for easy cable routing and two thumbwheels under the frame can be loosened allowing the desktop to slide forward for access to the cable tray, which comes as standard with double benching.

CODE	SIZE IN MM	PRICE
26BS702	1000W x 1200D x 740H	£404.50
26BS703	1200W x 1200D x 740H	£429.75
26BS704	1400W x 1200D x 740H	£438.50
26BS705	1600W x 1200D x 740H	£495.95
26BS706	1800W x 1200D x 740H	£502.75
26BS707	2000W x 1200D x 740H	£539.95
26BS708	1000W x 1600D x 740H	£425.25
26BS709	1200W x 1600D x 740H	£449.25
26BS710	1400W x 1600D x 740H	£456.25
26BS711	1600W x 1600D x 740H	£512.25
26BS712	1800W x 1600D x 740H	£517.95
26BS713	2000W x 1600D x 740H	£563.50


- See page 37 for matching pedestals, 600mm deep benches can only take the 514D pedestals
- *Handles not available in Bronze or Anthracite



Top colours:



Frame colours:



5 Standard Early Years Tables

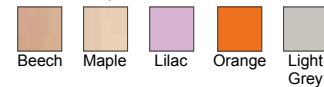


Size	Age	Table Height
1	3-4 yrs	460mm
2	4-6 yrs	530mm
3	6-8 yrs	590mm

Matching top & frame colours:



Laminate top colours:



Frame:



Bright and attractive tables for early years and primary environments that come with a sturdy tubular frame. The tables have an 18mm MDF hardwearing laminate top and are supplied with matching top and frame colours, or a selection of colours which come with a Duraform Speckled Grey Frame.

CODE	DESCRIPTION	SIZE IN MM	PRICE 10+	PRICE 30+
26T714	Rectangular	1100W x 550D x 460H	£83.75	£81.75
26T715	Rectangular	1100W x 550D x 530H	£83.75	£81.75
26T716	Rectangular	1100W x 550D x 590H	£83.75	£81.75

• Please note that the Soft Blue laminate colour is new and may differ slightly from your existing Soft Blue tops

MADE IN THE UK

5 Standard Early Years Tables

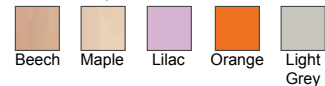


Size	Age	Table Height
1	3-4 yrs	460mm
2	4-6 yrs	530mm
3	6-8 yrs	590mm

Matching top & frame colours:



Laminate top colours:



Frame:



Bright and attractive tables for early years and primary environments that come with a sturdy tubular frame. The tables have an 18mm MDF hardwearing laminate top and are supplied with matching top and frame colours, or a selection of colours which come with a Duraform Speckled Grey Frame.

CODE	DESCRIPTION	SIZE IN MM	PRICE 10+	PRICE 30+
26T717	Trapezoidal	1100W x 550D x 460H	£86.50	£84.50
26T718	Trapezoidal	1100W x 550D x 530H	£86.50	£84.50
26T719	Trapezoidal	1100W x 550D x 590H	£86.50	£84.50

• Please note that the Soft Blue laminate colour is new and may differ slightly from your existing Soft Blue tops

MADE IN THE UK

5 Standard Early Years Tables



Size	Age	Table Height
1	3-4 yrs	460mm
2	4-6 yrs	530mm
3	6-8 yrs	590mm

Matching top & frame colours:



Laminate top colours:



Frame:



Bright and attractive tables for early years and primary environments that come with a sturdy tubular frame. The tables have an 18mm MDF hardwearing laminate top and are supplied with matching top and frame colours, or a selection of colours which come with a Duraform Speckled Grey Frame.

CODE	DESCRIPTION	SIZE IN MM	PRICE 5+	PRICE 30+
26T720	Circular	1100W x 1100D x 460H	£125.95	£122.95
26T721	Circular	1100W x 1100D x 530H	£125.95	£122.95
26T722	Circular	1100W x 1100D x 590H	£125.95	£122.95

• For Pen Pot Tops see page 46

• Please note that the Soft Blue laminate colour is new and may differ slightly from your existing Soft Blue tops

MADE IN THE UK

10 Chunky Early Years Tables

These Chunky nursery tables are fully welded with a stylish, 45mm chunky tubular frame and an 18mm MDF hard wearing laminate top. Supplied with matching top and frame colour, or a selection of colours which come with a Duraform Speckled Grey Frame only.

CODE	DESCRIPTION	SIZE IN MM	PRICE 5+	PRICE 30+
26T723	Rectangular	1100W x 550D x 460H	£106.50	£103.95
26T724	Rectangular	1100W x 550D x 530H	£106.50	£103.95
26T725	Rectangular	1100W x 550D x 590H	£106.50	£103.95

• Please note that the Soft Blue laminate colour is new and may differ slightly from your existing Soft Blue tops

 **MADE IN THE UK**

Matching top & frame colours:



Laminate top colours:



Frame:



Size	Age	Table Height
1	3-4 yrs	460mm
2	4-6 yrs	530mm
3	6-8 yrs	590mm

10 Chunky Early Years Tables

These Chunky nursery tables are fully welded with a stylish, 45mm chunky tubular frame and an 18mm MDF hard wearing laminate top. Supplied with matching top and frame colour, or a selection of colours which come with a Duraform Speckled Grey Frame only.

CODE	DESCRIPTION	SIZE IN MM	PRICE 5+	PRICE 30+
26T726	Trapezoidal	1100W x 550D x 460H	£111.50	£108.95
26T727	Trapezoidal	1100W x 550D x 530H	£111.50	£108.95
26T728	Trapezoidal	1100W x 550D x 590H	£111.50	£108.95

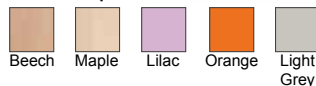
• Please note that the Soft Blue laminate colour is new and may differ slightly from your existing Soft Blue tops

 **MADE IN THE UK**

Matching top & frame colours:



Laminate top colours:



Frame:



Size	Age	Table Height
1	3-4 yrs	460mm
2	4-6 yrs	530mm
3	6-8 yrs	590mm

10 Chunky Early Years Tables

These Chunky nursery tables are fully welded with a stylish, 45mm chunky tubular frame and an 18mm MDF hard wearing laminate top. Supplied with matching top and frame colour, or a selection of colours which come with a Duraform Speckled Grey Frame only.

CODE	DESCRIPTION	SIZE IN MM	PRICE 5+	PRICE 30+
26T729	Circular	1100W x 1100D x 460H	£149.75	£146.25
26T730	Circular	1100W x 1100D x 530H	£149.75	£146.25
26T731	Circular	1100W x 1100D x 590H	£149.75	£146.25

• For Pen Pot Tops see page 46

• Please note that the Soft Blue laminate colour is new and may differ slightly from your existing Soft Blue tops

 **MADE IN THE UK**

Matching top & frame colours:



Laminate top colours:



Frame:



Size	Age	Table Height
1	3-4 yrs	460mm
2	4-6 yrs	530mm
3	6-8 yrs	590mm

5 Enviro Early Years Tables




Size	Age	Table Height
1	3-4 yrs	460mm
2	4-6 yrs	530mm
3	6-8 yrs	590mm
4	8-11 yrs	640mm

The Enviro early years range is produced using wipe clean laminate in a selection of vibrant colours with a hard wearing, heat-sealed ABS edge and aluminium frame and legs. Delivered flat packed for simple self assembly.

CODE	DESCRIPTION	SIZE IN MM	PRICE 1-4	PRICE 5+
26T732	Rectangular	1200L x 600W	£181.30	£170.00

 **MADE IN THE UK**

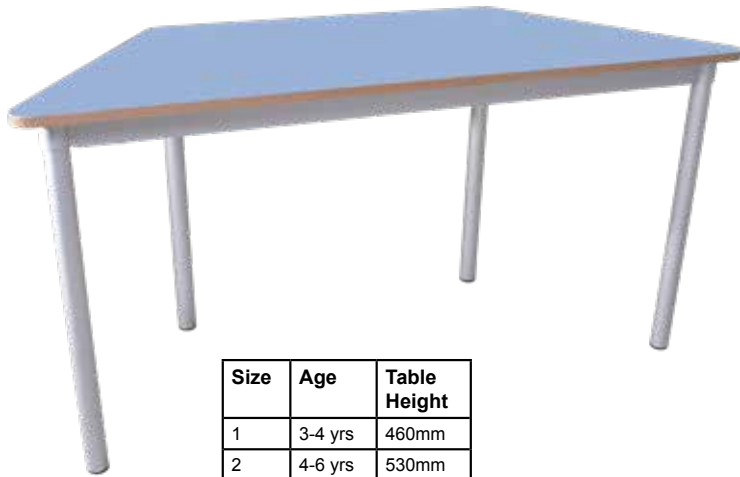
Laminate top colours:



Edge:



5 Enviro Early Years Tables




Size	Age	Table Height
1	3-4 yrs	460mm
2	4-6 yrs	530mm
3	6-8 yrs	590mm
4	8-11 yrs	640mm

The Enviro early years range is produced using wipe clean laminate in a selection of vibrant colours with a hard wearing, heat-sealed ABS edge and aluminium frame and legs. Delivered flat packed for simple self assembly.

CODE	DESCRIPTION	SIZE IN MM	PRICE 1-4	PRICE 5+
26T733	Trapezoidal	1400L x 560W	£191.15	£179.25

 **MADE IN THE UK**

Laminate top colours:



Edge:



5 Enviro Early Years Tables




Size	Age	Table Height
1	3-4 yrs	460mm
2	4-6 yrs	530mm
3	6-8 yrs	590mm
4	8-11 yrs	640mm

The Enviro early years range is produced using wipe clean laminate in a selection of vibrant colours with a hard wearing, heat-sealed ABS edge and aluminium frame and legs. Delivered flat packed for simple self assembly.

CODE	DESCRIPTION	SIZE IN MM	PRICE 1-4	PRICE 5+
26T734	Circular	1200D	£252.70	£236.95

 **MADE IN THE UK**

Laminate top colours:



Edge:

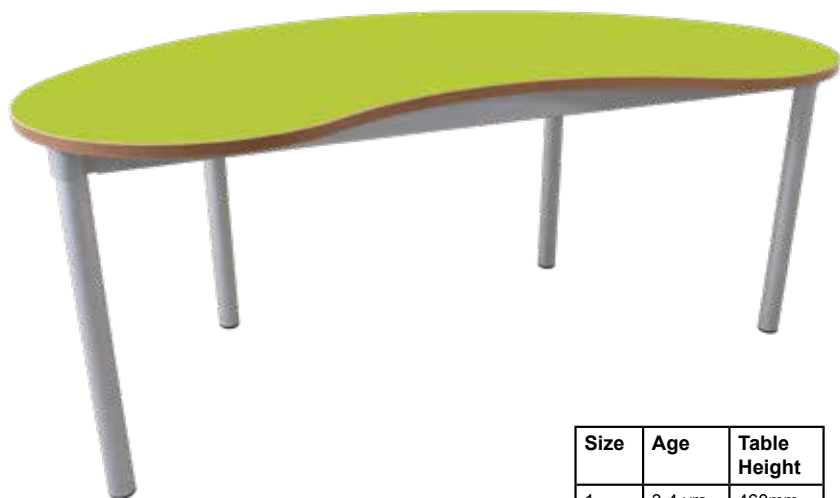


5 Enviro Early Years Table

The Enviro early years range is produced using wipe clean laminate in a selection of vibrant colours with a hard wearing, heat-sealed ABS edge and aluminium frame and legs. Delivered flat packed for simple self assembly.

CODE	DESCRIPTION	SIZE IN MM	PRICE 1-4	PRICE 5+
26T735	Bean	1400L x 750W	£191.60	£179.75

 **MADE IN THE UK**



Size	Age	Table Height
1	3-4 yrs	460mm
2	4-6 yrs	530mm
3	6-8 yrs	590mm
4	8-11 yrs	640mm

Edge:  Plywood

Laminate top colours:  Acid Green  Jaffa  Powder Blue  Lilac  Graphite  White  Maple  Beech

5 Enviro Early Years Table


The Enviro early years range is produced using wipe clean laminate in a selection of vibrant colours with a hard wearing, heat-sealed ABS edge and aluminium frame and legs. Delivered flat packed for simple self assembly.




CODE	DESCRIPTION	SIZE IN MM	PRICE 1-4	PRICE 5+
26T736	Daisy	1200D	£263.00	£246.75

 **MADE IN THE UK**



Size	Age	Table Height
1	3-4 yrs	460mm
2	4-6 yrs	530mm
3	6-8 yrs	590mm
4	8-11 yrs	640mm

Edge:  Plywood

Laminate top colours:  Acid Green  Jaffa  Powder Blue  Lilac  Graphite  White  Maple  Beech

5 Enviro Early Years Table


The Enviro early years range is produced using wipe clean laminate in a selection of vibrant colours with a hard wearing, heat-sealed ABS edge and aluminium frame and legs. Delivered flat packed for simple self assembly.









CODE	DESCRIPTION	SIZE IN MM	PRICE 1-4	PRICE 5+
26T737	Keyhole	1500D	£348.75	£327.00

 **MADE IN THE UK**



Size	Age	Table Height
1	3-4 yrs	460mm
2	4-6 yrs	530mm
3	6-8 yrs	590mm
4	8-11 yrs	640mm

Edge:  Plywood

Laminate top colours:  Acid Green  Jaffa  Powder Blue  Lilac  Graphite  White  Maple  Beech

5 Adjustable Height Tables



Size	Age	Table Height
0	2-3 yrs	400mm
1	3-4 yrs	460mm
2	4-6 yrs	530mm
3	6-8 yrs	590mm
4	8-11 yrs	640mm

These unique tables feature oval shaped legs which are adjustable with an allen key. The tables come with a premium 25mm thick top, a hardwearing Spray PU edge and are supplied with matching top and frame colours, or a selection of colours which come with a Duraform Speckled Grey Frame.

CODE	DESCRIPTION	SIZE IN MM	PRICE 2+
26T738	Rectangular Table	1200W x 600D	£223.50

• Please note that the Soft Blue laminate colour is new and may differ slightly from your existing Soft Blue tops

MADE IN THE UK

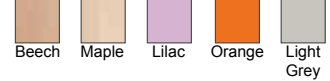
Matching top & leg colours:



Spray PU edge colours:



Laminate top colours:



5 Adjustable Height Tables



Size	Age	Table Height
0	2-3 yrs	400mm
1	3-4 yrs	460mm
2	4-6 yrs	530mm
3	6-8 yrs	590mm
4	8-11 yrs	640mm

These unique tables feature oval shaped legs which are adjustable with an allen key. The tables come with a premium 25mm thick top, a hardwearing Spray PU edge and are supplied with matching top and frame colours, or a selection of colours which come with a Duraform Speckled Grey Frame.

CODE	DESCRIPTION	SIZE IN MM	PRICE 2+
26T739	Trapezoidal Table	1200W x 600D	£225.95


• Please note that the Soft Blue laminate colour is new and may differ slightly from your existing Soft Blue tops

MADE IN THE UK

Matching top & leg colours:



Spray PU edge colours:



Laminate top colours:



5 Adjustable Height Tables



Size	Age	Table Height
0	2-3 yrs	400mm
1	3-4 yrs	460mm
2	4-6 yrs	530mm
3	6-8 yrs	590mm
4	8-11 yrs	640mm

These unique tables feature oval shaped legs which are adjustable with an allen key. The tables come with a premium 25mm thick top, a hardwearing Spray PU edge and are supplied with matching top and frame colours, or a selection of colours which come with a Duraform Speckled Grey Frame.

CODE	DESCRIPTION	SIZE IN MM	PRICE 2+
26T740	Semi-Circular Table	1200W x 600D	£234.95

• Please note that the Soft Blue laminate colour is new and may differ slightly from your existing Soft Blue tops

MADE IN THE UK

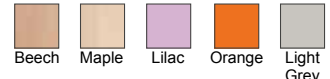
Matching top & leg colours:



Spray PU edge colours:



Laminate top colours:



5 Adjustable Height Tables

These unique tables feature oval shaped legs which are adjustable with an allen key. The tables come with a premium 25mm thick top, a hardwearing Spray PU edge and are supplied with matching top and frame colours, or a selection of colours which come with a Duraform Speckled Grey Frame.

CODE	DESCRIPTION	SIZE IN MM	PRICE
26T741	Circular Table	1200D	£331.95

• Please note that the Soft Blue laminate colour is new and may differ slightly from your existing Soft Blue tops

 **MADE IN THE UK**


Matching top & leg colours:



Laminate top colours:



Spray PU edge colours:



Size	Age	Table Height
0	2-3 yrs	400mm
1	3-4 yrs	460mm
2	4-6 yrs	530mm
3	6-8 yrs	590mm
4	8-11 yrs	640mm

5 Adjustable Height Tables

These unique tables feature oval shaped legs which are adjustable with an allen key. The tables come with a premium 25mm thick top, a hardwearing Spray PU edge and are supplied with matching top and frame colours, or a selection of colours which come with a Duraform Speckled Grey Frame.

CODE	DESCRIPTION	SIZE IN MM	PRICE
26T742	Flower Table	1215W x 1097D	£475.00

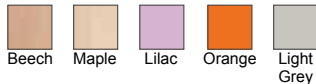
• Please note that the Soft Blue laminate colour is new and may differ slightly from your existing Soft Blue tops

 **MADE IN THE UK**

Matching top & leg colours:



Laminate top colours:



Spray PU edge colours:



Size	Age	Table Height
0	2-3 yrs	400mm
1	3-4 yrs	460mm
2	4-6 yrs	530mm
3	6-8 yrs	590mm
4	8-11 yrs	640mm

5 Adjustable Height Tables

These unique tables feature oval shaped legs which are adjustable with an allen key. The tables come with a premium 25mm thick top, a hardwearing Spray PU edge and are supplied with matching top and frame colours, or a selection of colours which come with a Duraform Speckled Grey Frame.

CODE	DESCRIPTION	SIZE IN MM	PRICE
26T743	Rainbow Table	1520W x 1215D	£475.00

• Please note that the Soft Blue laminate colour is new and may differ slightly from your existing Soft Blue tops

 **MADE IN THE UK**

Matching top & leg colours:



Laminate top colours:



Spray PU edge colours:



Size	Age	Table Height
0	2-3 yrs	400mm
1	3-4 yrs	460mm
2	4-6 yrs	530mm
3	6-8 yrs	590mm
4	8-11 yrs	640mm

5 Standard Early Years Pen Pot Tables



Bright and attractive tables for early years and primary environments that come with a sturdy tubular frame. The tables have an 18mm MDF hardwearing laminate top and come with matching top and frame colours. Four circular holes drilled into the middle of the table hold the supplied pen pots. 25mm round tubular legs

CODE	DESCRIPTION	SIZE IN MM	PRICE 5+	PRICE 30+
26T744	Pen Pot	1100W x 1100D x 460H	£125.95	£122.95
26T745	Pen Pot	1100W x 1100D x 530H	£125.95	£122.95
26T746	Pen Pot	1100W x 1100D x 590H	£125.95	£122.95

- Supplied with one of each colour pen pot as standard (Pink, Blue, Yellow, Lime Green)
- Individual pen pot measures 90mm high x 75mm wide
- Please note that the Soft Blue laminate colour is new and may differ slightly from your existing Soft Blue tops

 **MADE IN THE UK**

Matching top & frame colours:



5 Chunky Early Years Pen Pot Tables



These Chunky nursery tables are fully welded with a stylish, 45mm chunky tubular frame and an 18mm MDF hard wearing laminate top and come with matching top and frame colours. Four circular holes drilled into the middle of the table hold the supplied pen pots.

CODE	DESCRIPTION	SIZE IN MM	PRICE 5+	PRICE 30+
26T747	Pen Pot	1100W x 1100D x 460H	£149.75	£146.25
26T748	Pen Pot	1100W x 1100D x 530H	£149.75	£146.25
26T749	Pen Pot	1100W x 1100D x 590H	£149.75	£146.25

- Supplied with one of each colour pen pot as standard (Pink, Blue, Yellow, Lime Green)
- Individual pen pot measures 90mm high x 75mm wide
- Please note that the Soft Blue laminate colour is new and may differ slightly from your existing Soft Blue tops

 **MADE IN THE UK**



Matching top & frame colours:



5 Whiteboard Tops

The whiteboard table tops are a hardwearing 18mm high gloss, wipe clean surface and have a high scratch resistant finish. These are to be used with whiteboard approved pens and whiteboard approved cleaning solution. The table tops can be added to the majority of our premium and nursery tables and would be fitted at the time of manufacture with either an MDF, PVC or Spray PU edge.

CODE	DESCRIPTION	PRICE
26ACC750	Whiteboard top	£6.25

- Whiteboard table top orders are non refundable
- Please contact us to check this top is compatible with your chosen table before ordering

 **MADE IN THE UK**

THE COST OF THE WHITEBOARD TOP WILL BE ADDED TO THE PRICE OF EACH TABLE REGARDLESS OF SIZE OR SHAPE.



5 Folding Mud Kitchen

This revolutionary folding mud kitchen provides a great platform for free play and exploration and will stand the rigours of constant use.

Whether indoors or out, the mud kitchen will promote imaginative play, children can enjoy the delights of squishing with mud, making mud pies, concocting recipes and generally having lots of fun. Not only does playing with mud lift the mood, but the germs found in mud can strengthen a child's immune system and prevent the development of allergies and asthma.

The folding Mud Kitchen offers far more flexibility than traditional designs. The composite top is ultra-tough and with an inbuilt UV colour fix, can be left outside all year round and can be packed flat in seconds, making it the ideal choice when space is at a premium




CODE	SIZE IN MM	WEIGHT	PRICE	PRICE 5+
26T751	1290L x 590W	14kg	£265.10	£248.75

- For home, school, or nursery use
- For children aged 2 to 10
- Ideal for: Imaginative play, Messy play, Mud pies, Potion making, Cooking & play food preparation, Outdoor mathematics



Table Name	Table Height
Junior	635mm
Infant	584mm
Pre-School	546mm
Nursery	508mm





CLASSROOM SEATING

Classroom Chairs	50
GEO Range	59
Postura Range	60
Titan Range	64
Folding Chairs	66
Multi-purpose Seating	68
Art/Science Stools	70
Art/Science Chairs	75
IT Chairs	78
Draughtsman Chairs	84

The Reinspire chair, better known as Remploy's popular GH20, is available in 6 heights and comes with a comfortable moulded seat. The slimline Flint powder coated steel frame is perfect for any environment where space is at a premium, with an overall width of 450mm on the 2 adult height options.



10 Reinspire GH20 Chair


The Reinspire chair, better known as Remploy's popular GH20, is available in 6 heights and has a slimline frame, with an overall width of 450mm on the 2 adult height options.

CODE	SEAT HEIGHT	PRICE 10+	PRICE 31+
26C752	Size 1 - 260mm 3-4yrs	£17.50	£17.10
26C753	Size 2 - 310mm 4-6yrs	£17.95	£17.55
26C754	Size 3 - 350mm 6-8yrs	£18.70	£18.30
26C755	Size 4 - 380mm 8-11yrs	£19.65	£19.15
26C756	Size 5 - 430mm 11-14yrs	£21.80	£21.30
26C757	Size 6 - 460mm 14yrs - Adult	£21.80	£21.30
26C758	Size 6 Chair with Linking Device	£30.50	£29.75
26C759	Size 6 Chair with Seat & Back Pad	£46.90	£45.80


- Seat & Back pad colour options: Royal Blue, Charcoal or Red

A DELIVERY SURCHARGE MAY APPLY

Colour options:



Frame colours:



10 Reinspire GH20 Skid Base Chair


The Reinspire skid base chair comes with a comfortable moulded seat and a Flint powder coated steel skid base frame.

CODE	SEAT HEIGHT	PRICE 10+	PRICE 31+
26C760	Size 5 - 430mm 11-14 years	£36.95	£36.10
26C761	Size 6 - 460mm 14yrs - Adult	£36.95	£36.10
26C762	Size 6 Chair with Seat & Back Pad	£62.10	£60.55

- Seat & Back pad colour options: Royal Blue, Charcoal or Red

A DELIVERY SURCHARGE MAY APPLY

Colour options:



Frame colours:




10 Reinspire MX24 Chair

The Reinspire chair, better known as Remploy's popular MX24, is available in 6 heights and comes with a traditional 2 piece design. It comes with a heavy duty seat and a fully welded A frame design constructed in 22mm high tensile steel with hardwearing feet.

CODE	SEAT HEIGHT	PRICE 10+	PRICE 31+
26C763	Size 2 - 310mm 4-6yrs	£24.10	£23.55
26C764	Size 3 - 350mm 6-8yrs	£28.90	£28.20
26C765	Size 4 - 380mm 8-11yrs	£28.90	£28.20
26C766	Size 5 - 430mm 11-14yrs	£31.90	£31.15
26C767	Size 6 - 460mm 14yrs - Adult	£31.90	£31.15

A DELIVERY SURCHARGE MAY APPLY

Colour options:




Frame colours:



10 Series E Chair



Colour options:



Frame colours:



This classic polypropylene classroom chair offers a cost effective seating solution in the most testing environments. Frames are constructed from high quality steel using leatherite paint for durability.

CODE	SEAT HEIGHT	PRICE 10+	PRICE 31+
26C768	Size 1 - 260mm 3-4yrs	£18.80	£18.35
26C769	Size 2 - 310mm 4-6yrs	£20.10	£19.60
26C770	Size 3 - 350mm 6-8yrs	£23.10	£22.55
26C771	Size 4 - 380mm 8-11yrs	£24.25	£23.70
26C772	Size 5 - 430mm 11-14yrs	£24.40	£23.80
26C773	Size 6 - 460mm 14yrs - Adult	£24.90	£24.30

26ACC774	Wire Link - sizes 4, 5 & 6	£4.60
26ACC775	Seat Pad - sizes 4, 5 & 6	£14.70
26ACC776	Seat and Back Pad - sizes 4, 5 & 6	£25.20
26TR777	Trolley	£92.25

• Seat pads available in Advantage fabric as shown on page 260

A DELIVERY SURCHARGE MAY APPLY



10 Series E Skid Base Chair



Colour options:



Frame colours:



This skid base polypropylene classroom chair offers a cost effective seating solution in the most testing environments. Frames are constructed from high quality steel using leatherite paint for durability.

CODE	SEAT HEIGHT	PRICE 10+	PRICE 31+
26C778	Size 2 - 310mm 4-6yrs	£24.20	£23.65
26C779	Size 3 - 350mm 6-8yrs	£26.45	£25.80
26C780	Size 4 - 380mm 8-11yrs	£29.10	£28.40
26C781	Size 5 - 430mm 11-14yrs	£29.65	£28.95
26C782	Size 6 - 460mm 14yrs - Adult	£30.10	£29.35

26ACC783	Seat Pad - sizes 4, 5 & 6	£14.70
26ACC784	Seat and Back Pad - sizes 4, 5 & 6	£25.20

• Seat pads available in Advantage fabric as shown on page 260

A DELIVERY SURCHARGE MAY APPLY



5 SE Classic Chair

The SE Classic is a true posture chair providing superior thoracic, lumbar and pelvic support, thus cradling the whole of the back, and this enhances the possibility of higher and more prolonged levels of concentration and effort. These chairs are stackable.


CODE	SEAT HEIGHT	PRICE 10+	PRICE 31+
26C785	Size 1 - 260mm 3-4yrs	£28.20	£27.50
26C786	Size 2 - 310mm 4-6yrs	£28.80	£28.10
26C787	Size 3 - 350mm 6-8yrs	£30.90	£30.15
26C788	Size 4 - 380mm 8-11yrs	£31.50	£30.75
26C789	Size 5 - 430mm 11-14yrs	£35.25	£34.55
26C790	Size 6 - 460mm 14yrs - Adult	£35.95	£35.10
26ACC791	Wire Link (4 leg option only)		£3.35
26TR792	Trolley		£246.95

A DELIVERY SURCHARGE MAY APPLY

Colour options:



Frame colours:



5 SE Classic Skid Base Chair

With all the same superior comfort features as the SE Classic, the SE Skid Base has been designed with no wearable parts such as feet, so therefore less maintenance yet with the added strength of a skid base product. These chairs are stackable.


CODE	SEAT HEIGHT	PRICE 10+	PRICE 31+
26C793	Size 5 - 430mm 11-14yrs	£41.45	£40.45
26C794	Size 6 - 460mm 14yrs - Adult	£42.10	£41.10

A DELIVERY SURCHARGE MAY APPLY

Colour options:



Frame colours:



5 SE Curve Chair

With all the same superior comfort features as the SE Classic, the new SE Curve has an attractive rounded back and is available in size 5 & 6 only. These chairs are stackable.

CODE	SEAT HEIGHT	PRICE 10+	PRICE 31+
26C795	Size 5 - 430mm 11-14yrs	£35.35	£34.55
26C796	Size 6 - 460mm 14yrs - Adult	£35.95	£35.10

A DELIVERY SURCHARGE MAY APPLY

Colour options:



Frame colours:



These British made classic chairs are all extremely strong and durable with well defined lumbar support. They come in a range of 10 shell colour options and are all easily stackable. The shells should be cleaned periodically with a non-abrasive cleaner and a warm damp cloth. A selection of accessories are available as shown.



5 NP Educational Chair

The NP Chair is a robust, general-purpose option that is comfortable with well-defined lumbar support.

CODE	SEAT HEIGHT	PRICE 10+	PRICE 31+
26C797	Size 1 - 260mm 3-4yrs	£19.10	£18.65
26C798	Size 2 - 310mm 4-6yrs	£19.80	£19.35
26C799	Size 3 - 350mm 6-8yrs	£24.70	£24.10
26C800	Size 4 - 380mm 8-11yrs	£25.15	£24.55
26C801	Size 5 - 430mm 11-14yrs	£27.10	£26.40
26C802	Size 6 - 460mm 14yrs - Adult	£28.15	£27.50
26ACC803	Seat Pad - Size 5 & 6 only		£11.80
26ACC804	Seat and Back Pad - Size 5 & 6 only		£14.15
26TR805	Trolley (takes 8 x NP & 10 x ST Chairs)		£66.95


*Silver and White Frames are non-returnable

A DELIVERY SURCHARGE MAY APPLY

Colour options:



Frame colours:



15 ST Educational Chair

The ST Chair is ergonomically designed for correct posture, the smooth lines give a clean shape that is both comfortable and supportive. It has an extra strong undercarriage for durability and comes with long life anti-slip feet.

CODE	SEAT HEIGHT	PRICE 10+	PRICE 31+
26C806	Size 1 - 260mm 3-4yrs	£22.30	£21.75
26C807	Size 2 - 310mm 4-6yrs	£23.25	£22.70
26C808	Size 3 - 350mm 6-8yrs	£28.40	£27.75
26C809	Size 4 - 380mm 8-11yrs	£29.00	£28.30
26C810	Size 5 - 430mm 11-14yrs	£36.95	£36.10
26C811	Size 6 - 460mm 14yrs - Adult	£37.65	£36.75
26ACC812	Linking Device - Size 5 & 6 only		£6.45
26ACC813	Seat Pad - Size 5 & 6 only		£11.80

A DELIVERY SURCHARGE MAY APPLY

Colour options:



Frame:



5 Chair 2000

The Chair 2000 is ergonomically designed for correct posture and it has an extra strong undercarriage for durability and comes with long life anti-slip feet or a skid base frame.

CODE	SEAT HEIGHT	PRICE 10+	PRICE 31+
26C814	Size 1 - 260mm 3-4yrs	£28.40	£27.70
26C815	Size 2 - 310mm 4-6yrs	£29.20	£28.50
26C816	Size 3 - 350mm 6-8yrs	£29.85	£29.15
26C817	Size 4 - 380mm 8-11yrs	£34.80	£34.00
26C818	Size 5 - 430mm 11-14yrs	£35.80	£34.95
26C819	Size 6 - 460mm 14yrs - Adult	£36.75	£35.85
26C820	Size 5 Skidbase - 11-14yrs	£41.10	£40.10
26C821	Size 6 Skidbase- 14yrs - Adult	£41.55	£40.60
26ACC822	Seat Pad - Size 5 & 6 only		£11.80
26ACC823	Seat & Back Pad - Size 5 & 6 only		£14.15

*Silver and White Frames are non-returnable

A DELIVERY SURCHARGE MAY APPLY

Colour options:



Frame colours:





21 EN One-Piece Chair

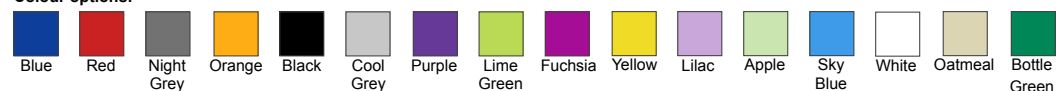
The EN One-Piece chair is manufactured from glass filled polypropylene to ensure strength and durability. The chair is lightweight and stacks up to 21 high.

CODE	SEAT HEIGHT	PRICE 10+	PRICE 31+
26C824	Size 1 - 260mm 3-4yrs	£21.95	£21.40
26C825	Size 2 - 310mm 4-6yrs	£22.65	£22.10
26C826	Size 3 - 350mm 6-8yrs	£25.90	£25.25
26C827	Size 4 - 380mm 8-11yrs	£26.60	£25.95
26C828	Size 5 - 430mm 11-14 years	£33.10	£32.30
26C829	Size 6 - 460mm 14yrs - Adult	£33.80	£33.00
26ACC830	Linking Device, sizes 5 & 6, in all colours		£4.35
26TR831	Trolley - Size 3, 4, 5 & 6 only		£164.25

- See pages 26 for the matching range of EN Core tables
- Trolley capacity: Size 3 & 4 = 34 chairs, Size 5 & 6 = 30 chairs

A DELIVERY SURCHARGE MAY APPLY

Colour options:



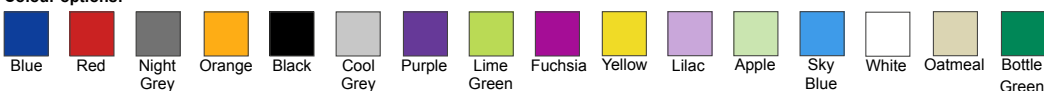
15 EN10 4 Leg Chair

An elegantly designed and ergonomically shaped educational chair. Stackable to 6 high and comes with a Light Grey frame.

CODE	DESCRIPTION	SEAT HEIGHT	PRICE 10+	PRICE 31+
26C832	4 Leg Chair	Size 1 - 260mm 3-4yrs	£42.65	£41.60
26C833	4 Leg Chair	Size 2 - 310mm 4-6yrs	£44.00	£42.95
26C834	4 Leg Chair	Size 3 - 350mm 6-8yrs	£45.40	£44.30
26C835	4 Leg Chair	Size 4 - 380mm 8-11yrs	£46.75	£45.65
26C836	4 Leg Chair	Size 5 - 430mm 11-14yrs	£48.15	£46.95
26C837	4 Leg Chair	Size 6 - 460mm 14yrs - Adult	£49.50	£48.30
26C838	Skid Base	Size 6 - 460mm 14yrs - Adult	£57.75	£56.35
26ACC839	Linking Chair	Size 6 - 460mm 14yrs - Adult	£85.95	£83.85

A DELIVERY SURCHARGE MAY APPLY

Colour options:



25 ErgoStak Chairs

The ErgoStak Chair has been designed to achieve much higher levels of ergonomic postural support than the existing chairs in the market. The one piece construction is made entirely of co polymer polypropylene, with no glass fibre, talc or other fillers, which means that it has incredible impact strength and is easier to recycle.

CODE	SEAT HEIGHT	PRICE 10+	PRICE 31+
26C840	Size 5 - 430mm 11-14yrs	£24.25	£23.70
26C841	Size 6 - 460mm 14yrs - Adult	£25.15	£24.55

- Fully recyclable and stacks superbly (10 of size mark 6 in just over 1.5 metres)

A DELIVERY SURCHARGE MAY APPLY

Colour options:



10 Harmony Chairs



The Harmony chair and high chair have a strong, robust design with a comfortable seating position, come with a safe strong welded frame, and tamperproof fixings. An integral linking option is also available for the Harmony chair. Both options are stackable.

CODE	SEAT HEIGHT	PRICE 10+	PRICE 31+
26C842	Size 1 - 260mm 3-4yrs	£31.80	£29.80
26C843	Size 2 - 310mm 4-6yrs	£32.60	£30.55
26C844	Size 3 - 350mm 6-8yrs	£33.30	£31.15
26C845	Size 4 - 380mm 8-11yrs	£33.80	£31.25
26C846	Size 5 - 430mm 11-14yrs	£34.30	£31.70
26C847	Size 6 - 460mm 14yrs - Adult	£34.80	£32.20
26C848	High Chair - 610mm	£56.25	£51.50
26C849	High Chair - 685mm	£56.25	£51.50
26C850	High Chair - 735mm	£56.25	£51.50
26C851	High Chair - 795mm	£56.25	£51.50
26ACC852	Top Bar Wire Link (sizes 5 & 6)		£6.25
26TR853	Trolley		£171.50

• Made to order and non-returnable

A DELIVERY SURCHARGE MAY APPLY



Colour options:



Frame colours:



10 Masterstack Skid Base Chairs



The Masterstack skid base chair and high chair have a strong, robust design with a comfortable seating position, come with a safe strong welded frame and tamperproof fixings. An integral linking option is also available for the Masterstack chair. Both options are stackable.

CODE	SEAT HEIGHT	PRICE 10+	PRICE 31+
26C854	Size 1 - 260mm 3-4yrs	£31.80	£29.80
26C855	Size 2 - 310mm 4-6yrs	£32.60	£30.55
26C856	Size 3 - 350mm 6-8yrs	£33.30	£31.15
26C857	Size 4 - 380mm 8-11yrs	£33.80	£31.25
26C858	Size 5 - 430mm 11-14yrs	£34.30	£31.70
26C859	Size 6 - 460mm 14yrs - Adult	£34.80	£32.20
26C860	High Chair - 610mm	£54.25	£51.50
26C861	High Chair - 685mm	£54.25	£51.50
26C862	High Chair - 735mm	£54.25	£51.50
26C863	High Chair - 795mm	£54.25	£51.50
26ACC864	Top Bar Wire Link (sizes 5 & 6)		£6.25
26TR865	Dolly with Handle		£317.75

• Made to order and non-returnable

A DELIVERY SURCHARGE MAY APPLY

Colour options:



Frame colours:



5 GEO 4 Leg Chair

The stunning GEO 4 leg chair comes with a tough polypropylene shell in a range of vibrant colours. The ergonomic shell has a cut-out carry handle on the seat back for easy stacking.

CODE	SEAT HEIGHT	PRICE 10+	PRICE 31+
26C866	Size 3 - 350mm 6-8yrs	£32.30	£28.65
26C867	Size 4 - 380mm 8-11yrs	£32.85	£29.30
26C868	Size 5 - 430mm 11-14 years	£33.50	£29.85
26C869	Size 6 - 460mm 14yrs - Adult	£34.10	£30.35
26ACC870	Size 3 Seat Pad for all GEO Chairs		£23.25
26ACC871	Size 4 Seat Pad for all GEO Chairs		£23.25
26ACC872	Size 5 Seat Pad for all GEO Chairs		£23.25
26ACC873	Size 6 Seat Pad for all GEO Chairs		£23.25

- Made to order and non-returnable
- Stackable to 8 high
- Seat Pad can be upholstered in Advantage & Phoenix fabrics as shown on page 260

A DELIVERY SURCHARGE MAY APPLY

Colour options:



Frame colours:



5 GEO Skid Base Chair

The stunning GEO skid base chair comes with a tough polypropylene shell in a range of vibrant colours. The ergonomic shell has a cut-out carry handle on the seat back for easy stacking.

CODE	SEAT HEIGHT	PRICE 10+	PRICE 31+
26C874	Size 3 - 350mm 6-8yrs	£41.95	£37.75
26C875	Size 4 - 380mm 8-11yrs	£42.50	£38.25
26C876	Size 5 - 430mm 11-14 years	£43.10	£38.25
26C877	Size 6 - 460mm 14yrs - Adult	£43.60	£38.80

- Made to order and non-returnable
- Stackable to 6 high
- See 4 leg chair price panel for accessories

A DELIVERY SURCHARGE MAY APPLY

Colour options:



Frame colours:



5 GEO Reverse Cantilever Chair

The stunning GEO reverse cantilever chair comes with a tough polypropylene shell in a range of vibrant colours. The ergonomic shell has a cut-out carry handle on the seat back for easy stacking.

CODE	SEAT HEIGHT	PRICE 10+	PRICE 31+
26C878	Size 5 - 430mm 11-14 years	£52.60	£46.80
26C879	Size 6 - 460mm 14yrs - Adult	£53.15	£47.30

- Made to order and non-returnable
- Stackable to 4 high
- See 4 leg chair price panel for accessories

A DELIVERY SURCHARGE MAY APPLY

Colour options:



Frame colours:





- Single piece injection moulded polypropylene
- Perfect ergonomics with waterfall seat edge
- 6 sizes suitable for ages 3-18+
- Safe vertical stacking up to 12 high
- Made in the UK, 100% Recyclable
- 20 year warranty
- Trolley moves 12 chairs with ease
- Custom colours available on 100+ units

Dimensions							
Size mark/ Colour code	Seat height	Seat width	Seat depth	Overall height	Overall width	Overall depth	Weight
1	260mm	280mm	250mm	500mm	360mm	330mm	2.3kg
2	310mm	280mm	250mm	550mm	360mm	365mm	2.5kg
3	350mm	340mm	310mm	645mm	430mm	420mm	2.8kg
4	380mm	340mm	310mm	675mm	430mm	440mm	3.0kg
5	430mm	380mm	370mm	760mm	480mm	505mm	3.9kg
6	460mm	380mm	370mm	790mm	480mm	525mm	4.5kg

NB: All dimensions quoted are approximate

15 Postura Ricochet Wobble Stool



The Ricochet polypropylene stools feature a slightly concave Iron Grey seat pad with a textured surface for added comfort and a waterfall edge. The convex base offers 12 degrees of rebounding motion and a thermoplastic non slip rubber base suitable for carpet or hard floors. It comes with an integrated handle under the seat lip and the base is weighted with steel for added stability.

CODE	SIZE IN MM	PRICE 10+	PRICE 31+
26C880	300D x 300H	£56.15	£54.10
26C881	300D x 350H	£58.70	£56.60
26C882	300D x 400H	£61.35	£59.10
26C883	300D x 450H	£65.00	£62.65
26C884	300D x 500H	£70.65	£68.10

A DELIVERY SURCHARGE MAY APPLY

Colour options:
 Grey Rose Hazy Jade Powder Blue

20 Postura Plus Educational Chair

Designed to promote good posture and provide exceptional comfort, the Postura Plus chair is proven to be durable, comfortable and offer excellent value for money. Made in the UK from high impact resistant polypropylene, their gas injected legs increase strength and reduce weight. They are strong, light, stain resistant, antistatic and easy to clean. Safe vertical stacking up to 12 high.

CODE	SEAT HEIGHT	PRICE 10-30	PRICE 31-49	PRICE 50-149	PRICE 150+
26C885	Size 1 - 260mm 3-4yrs	£26.65	£26.00	£25.60	£25.00

Colour options:



CODE	SEAT HEIGHT	PRICE 10-30	PRICE 31-49	PRICE 50-149	PRICE 150+
26C886	Size 2 - 310mm 4-6yrs	£27.45	£26.80	£26.35	£25.75

Colour options:



CODE	SEAT HEIGHT	PRICE 10-30	PRICE 31-49	PRICE 50-149	PRICE 150+
26C887	Size 3 - 350mm 6-8yrs	£28.50	£27.80	£27.40	£26.75
26C888	Size 4 - 380mm 8-11yrs	£29.00	£28.30	£27.85	£27.20

Colour options:



CODE	SEAT HEIGHT	PRICE 10-30	PRICE 31-49	PRICE 50-149	PRICE 150+
26C889	Size 5 - 430mm 11-14yrs	£32.85	£32.10	£31.55	£30.80
26C890	Size 6 - 460mm 14yrs - Adult	£34.90	£34.10	£33.50	£32.70

Colour options:



CODE	ACCESSORIES	PRICE
26ACC891	Size 3 Seat Pad - minimum order 4+	£43.85
26ACC892	Size 4 Seat Pad - minimum order 4+	£43.85
26ACC893	Size 5 Seat Pad - minimum order 4+	£43.85
26ACC894	Size 6 Seat Pad - minimum order 4+	£43.85
26ACC895	Pair of Links - Size 5 & 6	£13.75
26TR896	Postura Trolley (12 chair capacity)	£231.50

• Upholstered Seat Pad available in Citadel, Era, Phoenix & Rivet fabrics as shown on pages 260 - 263



A DELIVERY SURCHARGE MAY APPLY


Sebel Chair


As part of our ongoing commitment to sustainability, we're introducing the Sebel Chair, manufactured entirely from 100% post-consumer waste.

Unlike most chairs that incorporate a colour masterbatch (typically 3% of a chair's weight and not recycled), Sebel avoids this addition ensuring that the entire chair is made from 100% post-consumer waste. As a result of this, Sebel comes in a colour we call Grey-dient, meaning each chair varies slightly in shade, with subtle differences in grey tones reflecting the nature of the recycled material.

Lightweight, antistatic, stain-resistant, and easy to clean, Sebel is designed to support natural posture and meet the demands of everyday use in learning environments, with durable polypropylene legs built to withstand impact and wear.

CODE	SIZE	PRICE 10+	PRICE 31+
26C897	Size 6 - 460mm 14yrs - Adult	£37.45	£36.10

A DELIVERY SURCHARGE MAY APPLY

Colour:

 Grey-dient

- Waterfall seat edge for comfort.
- Curved backrest for lumbar support and superior flexibility to maximise comfort.
- Built-in window providing ventilation.
- High-impact resistant polypropylene.
- Gas injected legs add strength.
- Anti-static and anti-rocking for student safety.
- BS EN 1729 compliant.
- Seat height of 460mm.
- Supports weight of up to 220kg.
- Stain resistant and easy to clean.
- One piece injection mould with no loose parts or gaps.
- Stackable up to 12 high with optional trolley for manoeuvrability.
- Features an integrated handle for easy lifting.
- Weighs 4.5kg
- Overall Dimensions: 500W x 555D x 800H

PLEASE NOTE THIS CHAIR IS LARGER AND THEREFORE WILL NOT STACK WITH THE SIZE 6 POSTURA CHAIR



15 Sutton Chair

The Sutton chair has the strength, stability and durability of a one piece product, with a nod to the aesthetics of a mid-century mixed material classroom chair. Made from a blend of high-impact resistant glass filled polypropylene with gas-injected legs for outstanding strength and longevity. Sutton is lightweight, stain-resistant, antistatic and easy to clean.

CODE	SIZE IN MM	PRICE 10+	PRICE 31+
26C898	Size 5 - 430mm 14yrs - Adult	£37.75	£36.40
26C899	Size 6 - 460mm 14yrs - Adult	£40.20	£38.75

- Waterfall seat edge for comfort.
- Curved backrest
- Supports weight of up to 204kg
- Size 5 chair weighs 3.9kg.
- Size 6 chair weighs 4.2kg.

A DELIVERY SURCHARGE MAY APPLY

Colour options:



20 Titan One Piece Chair



The Titan One Piece chair is a fully moulded polypropylene anti-tilt chair which is stackable to 15 high.

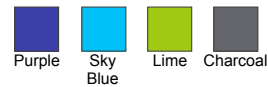
CODE	SEAT HEIGHT	PRICE 18+	PRICE 31+
26C900	Size 1 - 260mm 3-4yrs	£22.65	£20.60
26C901	Size 2 - 310mm 4-6yrs	£23.15	£21.05
26C902	Size 3 - 350mm 6-8yrs	£24.85	£23.40
26C903	Size 4 - 380mm 8-11yrs	£25.40	£23.90
26C904	Size 5 - 430mm 11-14 years	£30.05	£28.35
26C905	Size 6 - 460mm 14yrs - Adult	£31.65	£30.30
26TR906	Trolley		£228.95

A DELIVERY SURCHARGE MAY APPLY

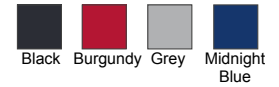
Colour options all sizes:



Colour options sizes 2, 3, 4, 5 & 6:



Colour options sizes 5 & 6 only:



5 Titan 4 Leg Chair



The Titan 4 Leg chair comes with a polypropylene shell and a Silver frame which is stackable.

CODE	SEAT HEIGHT	PRICE 18+	PRICE 31+
26C907	Size 2 - 310mm 4-6yrs	£27.75	£26.70
26C908	Size 3 - 350mm 6-8yrs	£28.25	£27.25
26C909	Size 4 - 380mm 8-11yrs	£28.95	£27.75
26C910	Size 5 - 430mm 11-14 years	£30.40	£29.10
26C911	Size 6 - 460mm 14yrs - Adult	£30.80	£29.60

A DELIVERY SURCHARGE MAY APPLY

Colour options all sizes:



Colour options size 5 & 6:



5 Titan Skid Base Chair



The Titan Skid Base chair comes with a polypropylene shell and a Silver skid base frame which is stackable.

CODE	SEAT HEIGHT	PRICE 18+	PRICE 31+
26C912	Size 3 - 350mm 6-8yrs	£31.40	£30.05
26C913	Size 4 - 380mm 8-11yrs	£32.00	£30.75
26C914	Size 5 - 430mm 11-14 years	£33.35	£31.85
26C915	Size 6 - 460mm 14yrs - Adult	£34.20	£32.65

A DELIVERY SURCHARGE MAY APPLY

Colour options all sizes:



Colour options size 5 & 6:



10 Mata 4 Leg Chair

The Mata chair is the ideal classroom chair which is fun looking and comprehensively tested for durability. Stacks up to 6 high. Comes with a Silver frame as standard.

CODE	SEAT HEIGHT	PRICE 10+	PRICE 31+
26C916	Size 1 - 260mm 3-4yrs	POA	POA
26C917	Size 2 - 310mm 4-6yrs	POA	POA
26C918	Size 3 - 350mm 6-8yrs	POA	POA
26C919	Size 4 - 380mm 8-11yrs	POA	POA
26C920	Size 5 - 430mm 11-14 years	POA	POA
26C921	Size 6 - 460mm 14yrs - Adult	POA	POA
26ACC922	Seat Pad (size 5 & 6 only)		POA

- Seat pad available in Advantage, Citadel, Era, Phoenix & Rivet fabrics as shown on pages 260 - 263
- 8-10 week lead time on certain sizes
- Delivery charges may apply in certain areas

Colour options:



Frame:



10 Mata Reverse Cantilever Chair

The Mata reverse cantilever chair has an 'S' shaped back which provides excellent support and flexibility. It comes with a Silver cantilever frame as standard.

CODE	SEAT HEIGHT	PRICE 10+	PRICE 31+
26C923	Size 2 - 310mm 4-6yrs	POA	POA
26C924	Size 4 - 380mm 8-11yrs	POA	POA
26C925	Size 6 - 460mm 14yrs - Adult	POA	POA
26ACC926	Seat Pad		POA

- Seat pad available in Advantage, Citadel, Era, Phoenix & Rivet fabrics as shown on pages 260 - 263
- Delivery charges may apply in certain areas

Colour options:



Frame:



10 Mata Skid Base Chairs

The Mata skid base options are superbly engineered for strength and durability. The skid base chair comes with a Chrome frame and the skid base stool comes with a Silver frame as standard.

CODE	DESCRIPTION	SEAT HEIGHT	PRICE 10+	PRICE 31+
26C927	Skid Base Chair	Size 6 - 460mm 14yrs - Adult	POA	POA
26C928	Skid Base High Chair	620mm	POA	POA
26ACC929	Seat Pad (size 5 & 6 only)			POA

- Seat pad available in Advantage, Citadel, Era, Phoenix & Rivet fabrics as shown on pages 260 - 263
- 8-10 week lead time on certain sizes

Colour options:



Frame:



5 Classic Folding Chair



The new Classic Folding Chair is manufactured from high quality first generation polypropylene for superior strength, durability, pliability and resistance to UV rays. A smart, compact and comfortable option. It comes with a strong 19mm diameter riveted steel frame and folds flat for neat and easy storage.

CODE	DESCRIPTION	PRICE 10+	PRICE 100+
26C930	Chair	£14.90	£13.90
26PK931	40 Chairs and Trolley	£699.00	
26PK932	84 Chairs and Trolley	£1481.25	

- 450mm seat height
- Light Grey frame as standard
- Black chair comes with Black frame only

Colour options:



5 Classic Plus Folding Chair



The new Classic Plus Folding Chair is manufactured from high quality first generation polypropylene for superior strength, durability, pliability and resistance to UV rays. A smart, compact and comfortable option. It comes with a strong 19mm diameter riveted steel frame and folds flat for neat and easy storage.

CODE	DESCRIPTION	PRICE 10+	PRICE 100+
26C933	Linking Chair	£15.40	£14.40
26PK934	40 Chairs and Trolley	£718.50	
26PK935	84 Chairs and Trolley	£1522.50	

- 450mm seat height
- Light Grey frame as standard
- Black chair comes with Black frame only

Colour options:



1 Classic Chair Accessories



84 Capacity Trolley



40 Capacity Trolley

Trolleys and accessories to fit the Classic and Classic Plus folding chairs.

CODE	DESCRIPTION	PRICE
26TR936	40 Chair Capacity Trolley	£120.95
26TR937	84 Chair Capacity Trolley	£309.95

5 Prima Folding Chair

The Prima is a robust all-steel folding chair that is both practical and comfortable. With a hard wearing stove-enamelled Light Grey gloss paint finish. It has front and rear cross-braces with a permanent linking device as standard for forming fixed rows of seating.

CODE	DESCRIPTION	PRICE 10+	PRICE 100+
26C938	Upholstered Chair	£36.95	£35.95

- 450mm seat height
- Light Grey frame as standard

Upholstery colour options:



57 Comfort Folding Chair

A folding chair with the added comfort of a smart contoured fan back. Strong and durable all-steel seat and frame with a convenient carry-handle moulded into the seat back and a permanent linking device as standard.

CODE	DESCRIPTION	PRICE 10+	PRICE 100+
26C939	Upholstered Chair	£35.95	£34.95

- 450mm seat height
- Light Grey frame as standard

Back colour options:



Upholstery colour options:



1 Folding Chair Accessories

Trolleys and accessories to fit the Prima & Comfort folding chairs. Please check your space has the required height clearance of 2.4 metres.

CODE	DESCRIPTION	SIZE IN MM	PRICE
26TR940	24 Chair Trolley	1620L x 470W x 1250H	£295.95
26TR941	28 Chair Trolley	1190L x 1000W x 1250H	£269.95
26TR942	42 Chair Trolley	1750L x 1000W x 1250H	£309.95
26TR943	56 Chair Trolley	1190L x 1000W x 2330H	£399.95
26TR944	84 Chair Trolley	1750L x 1000W x 2330H	£449.95

- For indoor use only

24 Capacity Trolley



28 Capacity Trolley



84 Capacity Trolley



56 Capacity Trolley



42 Capacity Trolley



1 Cubic Chair




The Cubic is a sturdy, multi-purpose chair available in 3 colour options with either a Black steel or Chrome frame. It comes with a comfortable deep foam seat and back pad and offers an 8 hour usage rating.


CODE	DESCRIPTION	SEAT HEIGHT	PRICE 10+	PRICE 31+
26C945	Fabric Side Chair Black Frame	450mm	£49.95	£48.60
26C946	Vinyl Side Chair Black Frame	450mm	£57.00	£55.45
26C947	Fabric Side Chair Chrome Frame	450mm	£52.25	£50.70
26C948	Vinyl Side Chair Chrome Frame	450mm	£63.00	£61.25

- Overall Dimensions in mm: 535W x 510D x 820H
- Stackable to 12 high

Fabric colours:



Vinyl colours:



5 Club Chair



This chair has been designed with durability in mind and is ideal for any multi seating environment. The chair is constructed with a plywood frame and has a deep curved, contoured seat and back. The chair has a narrow oval frame which means that 2 chairs will fit under a 1200 by 600mm table.

CODE	DESCRIPTION	SEAT HEIGHT	PRICE 5+	PRICE 31+
26C949	Side Chair	470mm	£80.50	£70.75
26ACC950	Top Bar Wire Link			£6.25

- Made to order and non-returnable
- Advantage & Phoenix fabric options on page 260
- Overall dimensions in mm: 470W x 510D x 810H

NARROW FRAME

Frame colours:



5 Club Plus Chair



The Club Plus chair has been designed with durability in mind and is ideal for any multi seating environment. The chair is constructed with a plywood frame and has a deep curved, contoured seat and back. The chair has a flat sided oval frame and comes with or without arms.

CODE	DESCRIPTION	SEAT HEIGHT	PRICE 5+	PRICE 31+
26C951	Chair	470mm	£132.50	£118.50
26C952	Chair with Arms	470mm	£137.75	£121.25
26ACC953	Top Bar Wire Link			£6.25

- Made to order and non-returnable
- Advantage & Phoenix fabric options on page 260
- Overall dimensions in mm: 545W x 520D x 820H (Armchair is 595W)

WIDE FRAME

Frame colours:




5 Hatton Chair

The Hatton chair is a streamlined one piece, injection moulded polypropylene fibre blend. It's built in UV protection makes it suitable for indoor and outdoor use. It is stackable to 8 high on the ground or 16 high on its transport dolly.

CODE	DESCRIPTION	SEAT HEIGHT	PRICE 10+	PRICE 31+
26C954	Side Chair	455mm	£48.50	£46.75
26TR955	Chair Dolly - 18 Chair Capacity			£250.95

- Dimensions 500W x 560D x 805H
- 100% Recyclable

Colour options:



15 Maestro Chair

A contemporary, light and comfortable stacking chair featuring a Chrome plated rod frame and polypropylene seat and backrest. It stacks to a height of 38 chairs on the dolly.

CODE	DESCRIPTION	PRICE 10+	PRICE 31+
26C956	Chair	£94.60	£91.15
26ACC957	Linking Glides		£7.65
26ACC958	Seat Pad		£58.60
26TR959	Transport Dolly for 38 Chairs		£325.50

- Seat height: 445mm
- Overall Dimensions in mm: 495W x 540D x 800H
- Flannel, Black, Blue Grey & Nordic Blue colour options from stock
- Other colours are a special order and non-returnable
- Upholstered Seat Pad available in Citadel, Era, Phoenix & Rivet fabrics as shown on pages 260 - 263

Colour options:



15 Grafton Chair

The generous perforations of Grafton's distinctive injection-moulded backrest provides better ventilation and flexibility. This unique feature was created to offer the benefits of a mesh-backed chair without compromising on durability. The rolled edges of the backrest are mirrored on the seat shell to create a waterfall edge.

CODE	DESCRIPTION	PRICE 10+	PRICE 31+
26C960	4 Leg Chair	£111.65	£107.60
26C961	4 Leg Chair with Castors	£124.00	£119.55
26C962	Sled Base Chair	£120.35	£116.00
26ACC963	Upholstered Seat Pad		£47.25

- Seat height: 460mm
- Overall Dimensions in mm: 490W x 540D x 850H
- 15 years warranty on seat shell, 1 year warranty on moving parts
- Upholstered Seat Pad available in Citadel, Era, Phoenix & Rivet fabrics as shown on pages 260 - 263

Colour options:



Frame colours:



5 Round Top Stool



The classic Round Top stool is extremely durable with a high quality steel frame. The polypropylene seat comes in 4 colour options.


CODE	SEAT HEIGHT	PRICE 10+	PRICE 31+
26ST964	430mm With Footrest	£23.10	£22.50
26ST965	525mm With Footrest	£23.10	£22.50
26ST966	610mm With Footrest	£23.10	£22.50
26ST967	685mm With Footrest	£23.10	£22.50

A DELIVERY SURCHARGE MAY APPLY

Colour options:



Frame colours:



5 Flat Top Stool



The classic Flat Top stool is extremely durable with a high quality steel frame. The moulded polypropylene seat is suitable for usage in all environments.

CODE	SEAT HEIGHT	PRICE 10+	PRICE 31+
26ST968	430mm With Footrest	£28.40	£27.70
26ST969	525mm With Footrest	£28.40	£27.70
26ST970	610mm With Footrest	£28.40	£27.70
26ST971	685mm With Footrest	£28.40	£27.70


• Blue & Charcoal options can be supplied with a fire retardant polypropylene seat

A DELIVERY SURCHARGE MAY APPLY

Colour options:



Frame colours:



15 SE Skid Base Stool



The SE stool comes with an ergonomic seat for comfort, a handy hand hole at the rear and a stable skid base frame which stacks up to 8 high.


CODE	SEAT HEIGHT	PRICE 10+	PRICE 31+
26ST972	430mm With Footrest	£39.45	£38.50
26ST973	525mm With Footrest	£39.45	£38.50
26ST974	610mm With Footrest	£39.45	£38.50
26ST975	685mm With Footrest	£39.45	£38.50

A DELIVERY SURCHARGE MAY APPLY

Colour options:



Frame colours:




15 Pepperpot Skid Base Stool

The Pepperpot stool has a new fresher looking design whilst keeping the durability of traditional products. The durable polypropylene shell has a contoured design for comfort and pepperpot cutouts. The frame is specially designed to help prevent students tilting the stools, and comes with a skid base and anti-slip feet. The stool stacks up to 10 high.


CODE	SEAT HEIGHT	PRICE 10+	PRICE 31+
26ST976	430mm	£43.85	£42.80
26ST977	525mm	£43.85	£42.80
26ST978	610mm	£43.85	£42.80
26ST979	685mm	£43.85	£42.80
26ST980	760mm	£43.85	£42.80

A DELIVERY SURCHARGE MAY APPLY

Colour options:



Frame colours:



5 WSM Stool

The WSM stool has a unique lipped seat shape offering greater comfort and support and comes with a footrest.

CODE	SEAT HEIGHT	PRICE 10+	PRICE 31+
26ST981	395mm	£36.00	£35.15
26ST982	445mm	£36.00	£35.15
26ST983	560mm	£36.00	£35.15
26ST984	610mm	£36.00	£35.15
26ST985	685mm	£36.00	£35.15


• *Silver and White Frames are non-returnable

A DELIVERY SURCHARGE MAY APPLY

Colour options:



Frame colours:



5 WSM Skid Base Stool

This robust laboratory stool has a sturdy steel anti-tilting skid base frame that has been redesigned to protect flooring, and the unique seat shape offers integral lumbar support.

CODE	SEAT HEIGHT	PRICE 10+	PRICE 31+
26ST986	395mm	£41.60	£40.65
26ST987	445mm	£41.60	£40.65
26ST988	560mm	£41.60	£40.65
26ST989	610mm	£41.60	£40.65
26ST990	685mm	£41.60	£40.65


• *Silver and White Frames are non-returnable

A DELIVERY SURCHARGE MAY APPLY

Colour options:



Frame colours:




5 Titan Stool



An ideal option for labs due to the unique frame style that protects flooring and has a built in footrest. It has an impact resistant, ergonomically designed polypropylene shell and is stackable.

CODE	SEAT HEIGHT	PRICE 10+	PRICE 31+
26ST991	445mm	£42.95	£40.40
26ST992	560mm	£43.15	£40.75
26ST993	610mm	£43.50	£40.95
26ST994	685mm	£43.85	£41.00

Colour options all sizes:



5 25 Series Stool




This traditional laboratory stool comes with a chunky Beech 25mm polished MDF seat. The clever stacking design keeps the seats apart to avoid scratching. Each seat comes with a central carry hole as standard but can be ordered without if preferred.

CODE	SEAT HEIGHT	PRICE 10+	PRICE 31+
26ST995	470mm	£27.35	£26.70
26ST996	520mm	£27.35	£26.70
26ST997	570mm	£27.35	£26.70
26ST998	620mm	£27.35	£26.70
26ST999	670mm	£27.35	£26.70

• *Silver and White Frames are non-returnable

A DELIVERY SURCHARGE MAY APPLY

Frame colours:



5 Form Stool



The Form stool is constructed from a fully welded 40 x 20mm oval section steel frame which comes in Grey. It has a contoured wood veneer seat in Beech. Comes with a footrest, anti-tilt feet buffers and is stackable to 3 high.

CODE	SEAT HEIGHT	PRICE 10+	PRICE 31+
26ST1000	610mm	£52.50	£51.25

Frame:



5 Postura Skid Base Stool

The lightweight, easy stacking stool is manufactured from highly durable polypropylene that is stain and UV resistant. It has a sled base to avoid damage to floors and is stackable to 6 high. The stool is designed to promote exceptional comfort for the user with a waterfall front edge on the seat and a bag hook to the rear.

CODE	SEAT HEIGHT	PRICE 10+	PRICE 31+
26ST1001	560mm	£66.10	£63.75
26ST1002	610mm	£66.95	£64.50
26ST1003	685mm	£69.25	£66.75


• Convenient hook to store bags underneath the seat

A DELIVERY SURCHARGE MAY APPLY

Colour options:



Frame colours:



5 AP Lip Stool

The AP Lip stool features a flat seat which allows for easy stacking up to 10 high. The 19mm diameter four leg steel frames are coated in epoxy powder coat for maximum durability.

CODE	SEAT HEIGHT	PRICE 10+	PRICE 31+
26ST1004	445mm	£41.50	£35.75
26ST1005	560mm	£41.50	£35.75
26ST1006	610mm	£41.50	£35.75
26ST1007	685mm	£41.50	£35.75
26ST1008	755mm	£41.50	£35.75

• Made to order and non-returnable

A DELIVERY SURCHARGE MAY APPLY

Colour options:



Frame colours:



5 AP Lip Skid Base Stool

The AP Lip Skid Base stool features a flat seat which allows for easy stacking up to 10 high. The 19mm diameter four leg steel frames are coated in epoxy powder coat for maximum durability.

CODE	SEAT HEIGHT	PRICE 10+	PRICE 31+
26ST1009	445mm	£47.50	£41.40
26ST1010	560mm	£47.50	£41.40
26ST1011	610mm	£47.50	£41.40
26ST1012	685mm	£47.50	£41.40
26ST1013	755mm	£47.50	£41.40

• Made to order and non-returnable

A DELIVERY SURCHARGE MAY APPLY

Colour options:



Frame colours:



20 Postura Fully Moulded High Stool




Colour option:



Grey-dient

Colour options:



The Postura+ One Piece Stools are durable, comfortable and offer excellent value for money. Made in the UK from at least 30% recycled high impact resistant polypropylene. They are strong, light, stain resistant, anti-static and easy to clean. Made to BS EN 1729 Parts 1 & 2 standards.

CODE	SEAT HEIGHT	PRICE 10+	PRICE 31+
26ST1014	560mm	£65.10	£62.75
26ST1015	610mm	£65.90	£63.50
26ST1016	685mm	£68.15	£65.70

- Stackable to 3 high
- Iron Grey, Slate Grey, Black & Ash Grey colour options from stock

A DELIVERY SURCHARGE MAY APPLY

SEAT HEIGHT	OVERALL WIDTH	OVERALL DEPTH	OVERALL HEIGHT
560mm	482mm	465mm	639mm
610mm	483mm	477mm	689mm
685mm	485mm	493mm	764mm

5 EN One Fully Moulded Stool



Colour options:



The En One stool's ergonomic design encourages focused attention, with a waterfall front and 40mm built-in footrest helping to improve circulation. Made from 100% recyclable, reinforced polypropylene for greater strength and durability it is an ideal fit for lab settings, as it effortlessly withstands spills and is remarkably easy to clean. Designed and manufactured in the UK and compliant to EN1729 parts 1 and 2 (pending).

CODE	DESCRIPTION	PRICE 10+	PRICE 31+
26ST1017	Stool - 610mm	£56.10	£54.70
26ST1018	Stool - 685mm	£56.10	£54.70
26ST1019	Bag Hook	£3.60	

- Stacks 16 high within 2 metres
- Optional Bag hook available
- Weight limit 125kg

A DELIVERY SURCHARGE MAY APPLY



20 Postura Fully Moulded High Chair

The Postura+ One Piece High Chairs are durable, comfortable and offer excellent value for money. Made in the UK from at least 30% recycled high impact resistant polypropylene. They are strong, light, stain resistant, anti-static and easy to clean. Made to BS EN 1729 Parts 1 & 2 standards.

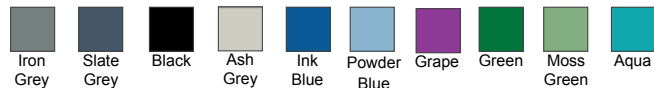
CODE	SEAT HEIGHT	PRICE 10+	PRICE 31+
26ST1020	560mm	£71.15	£68.55
26ST1021	610mm	£72.00	£69.40
26ST1022	685mm	£76.45	£73.70

- Stackable to 3 high
- Iron Grey, Slate Grey, Black & Ash Grey colour options from stock

A DELIVERY SURCHARGE MAY APPLY

SEAT HEIGHT	OVERALL WIDTH	OVERALL DEPTH	OVERALL HEIGHT
560mm	482mm	465mm	920mm
610mm	483mm	477mm	970mm
685mm	485mm	493mm	1045mm

Colour options:



5 EN One Fully Moulded High Chair

The EN One Fully moulded high chair is made from 100% recyclable, reinforced polypropylene for greater strength and durability. It has an anti tilt, stackable design, withstands spills and is easy to clean. Designed and manufactured in the UK and compliant to EN1729 parts 1 and 2 (pending).

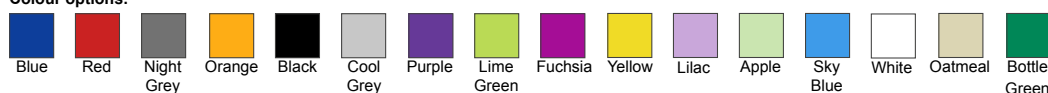
CODE	DESCRIPTION	PRICE 10+	PRICE 31+
26ST1023	High Chair - 610mm	£63.25	£61.75
26ST1024	High Chair - 685mm	£63.25	£61.75
26ST1025	Bag Hook	£3.60	

- Stacks 12 high within 2 metres
- Optional Bag hook available
- Weight limit 125kg

A DELIVERY SURCHARGE MAY APPLY



Colour options:



10 Series E High Chair




The stool version of the Series E chair is a comfortable yet durable option and comes with a strengthening bar across the front and back legs to offer even more stability to these stools.

CODE	SEAT HEIGHT	PRICE 10+	PRICE 31+
26ST1026	575mm	£37.10	£36.25
26ST1027	610mm	£37.10	£36.25
26ST1028	685mm	£37.10	£36.25

A DELIVERY SURCHARGE MAY APPLY

Colour options:



Frame colours:




10 Reinspire High Chair



The Reinspire high chair, is available in 3 heights and comes with a traditional 2 piece design. It comes with a heavy duty seat and a fully welded A frame design constructed in 22mm high tensile steel with hardwearing feet.

CODE	SEAT HEIGHT	PRICE 10+	PRICE 31+
26ST1029	560mm	£45.00	£43.95
26ST1030	610mm	£45.00	£43.95
26ST1031	670mm	£45.00	£43.95

Colour options:



Frame colours:



10 SE Classic High Chair



The SE Classic high chair comes with an ergonomic seat and back for comfort. It comes with a stable skid base frame with a footrest, and stacks up to 8 high.

CODE	SEAT HEIGHT	PRICE 10+	PRICE 31+
26ST1032	430mm	£45.55	£44.45
26ST1033	525mm	£45.55	£44.45
26ST1034	610mm	£45.55	£44.45
26ST1035	685mm	£45.55	£44.45

Colour options:



Frame colours:



5 NP High Chair

The NP high chair is particularly comfortable with a well-defined lumbar support. Ideal for use in science labs, art studios or music rooms.

CODE	SEAT HEIGHT	PRICE 10+	PRICE 31+
26ST1036	610mm	£33.80	£33.00
26ST1037	685mm	£34.65	£33.85

• *Silver and White Frames are non-returnable


A DELIVERY SURCHARGE MAY APPLY



Colour options:



Frame colours:



5 Postura Skid Base High Chair

The Postura high chair is both stylish and ergonomic. The easy stacking design makes it an ideal choice where space is at a premium.

CODE	SEAT HEIGHT	PRICE 10+	PRICE 31+
26ST1038	560mm	£72.35	£69.70
26ST1039	610mm	£73.15	£70.50
26ST1040	685mm	£77.65	£74.85

• Convenient hook to store bags underneath the seat

Colour options:



Frame colours:



5 GEO High Chair

The stunning GEO high chair comes with a tough polypropylene shell in a range of vibrant colours. The ergonomic shell has a cutout carry handle on the seat back for easy stacking.

CODE	SEAT HEIGHT	PRICE 10+	PRICE 31+
26ST1041	610mm	£76.95	£68.50
26ST1042	685mm	£76.95	£68.50
26ST1043	735mm	£76.95	£68.50
26ST1044	795mm	£76.95	£68.50

• Made to order and non-returnable



Colour options:



Frame colours:



10 Series E IT Chair



The Series E IT chair is a comfortable yet durable option which is height adjustable via a lever operated gas lift. Comes on a Black 5 star base and available with castors or glides.

CODE	DESCRIPTION	SEAT HEIGHT	PRICE 10+	PRICE 31+
26ITC1045	Chair with Castors	Junior - 310-370mm	£70.95	£69.25
26ITC1046	Chair with Glides	Junior - 310-370mm	£70.95	£69.25
26ITC1047	Chair with Castors	Adult - 360-490mm	£75.50	£73.75
26ITC1048	Chair with Glides	Adult - 360-490mm	£75.50	£73.75

Colour options:




10 Reinspire GH29 IT Chair



The Reinspire IT chair complements the GH20 4 leg chair and comes with a comfortable moulded seat in a variety of colours. It has a single gas lift lever for height adjustment on a Black 5 star base with castors or glides.

CODE	DESCRIPTION	SEAT HEIGHT	PRICE 10+	PRICE 31+
26ITC1049	Chair with Castors	390 - 520mm	£88.00	£85.95
26ITC1050	Chair with Glides	390 - 520mm	£88.00	£85.95

Colour options:



10 SE Classic IT Chair



The SE Classic IT chair comes with an ergonomic seat and back for comfort and a gas lift lever for height adjustment. It comes with a Black 5 star base and is available on castors or glides.

CODE	DESCRIPTION	SEAT HEIGHT	PRICE 10+	PRICE 31+
26ITC1051	Chair with Castors	420-555mm	£82.25	£80.50
26ITC1052	Chair with Glides	420-555mm	£82.25	£80.50

Colour options:



5 Postura Plus Low Back Chair

The Postura adjustable swivel chair is both stylish and ergonomic. The perfect choice for IT classrooms. Comes with a Black 5 star base.

CODE	DESCRIPTION	SEAT HEIGHT	PRICE 10+	PRICE 31+
26ITC1053	Black Frame on Castors	383-493mm	£83.50	£80.50
26ITC1054	Black Frame on Glides	358-468mm	£83.50	£80.50

- This item is non-returnable

Colour options:



5 Postura IT Chair

The Postura adjustable swivel chair is both stylish and ergonomic. The perfect choice for IT classrooms. Comes with a Black 5 star base.

CODE	DESCRIPTION	SEAT HEIGHT	PRICE 10+	PRICE 31+
26ITC1055	Black Frame on Castors	383-493mm	£87.95	£84.75
26ITC1056	Black Frame on Glides	358-468mm	£87.95	£84.75

- This item is non-returnable

Colour options:



10 Mata IT Chair

The Mata IT swivel chair has a Black 5 star base available on castors or glides. The moulded polypropylene seat shell is available in 7 colours as shown below.

CODE	DESCRIPTION	SEAT HEIGHT	PRICE 10+	PRICE 31+
26ITC1057	Castors	410-550mm	POA	POA
26ITC1058	Glides	410-550mm	POA	POA

- 8-10 week lead time on certain sizes
- Delivery charges may apply in certain areas

Colour options:



5 GEO IT Chair

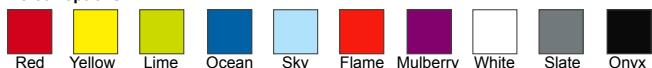


The GEO IT swivel chair has been designed to give excellent ergonomic posture with an easy to use gas lift height adjustment lever. The chair is supplied with a Black 5 star base and a choice of castors or glides.

CODE	DESCRIPTION	SEAT HEIGHT	PRICE 10+	PRICE 31+
26ITC1059	Black Base	Junior 400 - 480mm	£91.50	£81.25
26ITC1060	Black Base	Adult 440 - 560mm	£91.50	£81.25
26ITC1061	Chrome Base	Adult 440 - 560mm	£131.50	£92.00

- Made to order and non-returnable
- Available with castors or glides

Colour options:



5 NP IT Chair



The NP IT chair is particularly comfortable with a well-defined lumbar support. Comes with a gas lift lever for height adjustment and a Black 5 star base which is available on castors or glides.

CODE	SEAT HEIGHT	PRICE 10+	PRICE 31+
26ITC1062	Junior Castors - 355-420mm	£77.40	£75.55
26ITC1063	Junior Glides - 355-420mm	£82.20	£80.25
26ITC1064	Adult Castors - 420-480mm	£82.75	£80.80
26ITC1065	Adult Glides - 420-480mm	£86.90	£84.85

Colour options:



5 Harmony IT Chair



The Harmony IT chair has a strong, robust design with a comfortable seating position. It is available with a gas lift, a Black 5 star base and is available on castors or glides.

CODE	DESCRIPTION	SEAT HEIGHT	PRICE 10+	PRICE 31+
26ITC1066	Gas Lift - Adult	450-570mm	£87.50	£80.75

- Made to order and non-returnable
- Available with castors or glides

Colour options:



5 Titan IT Chair

The Titan swivel chair comes with a polypropylene shell and a Chrome 5 star base. It comes with a single lever for gas height adjustment guaranteed to withstand users up to 25 stone.

CODE	SEAT HEIGHT	PRICE 10+	PRICE 31+
26ITC1067	Junior - 365-435mm	£76.25	£69.50
26ITC1068	Adult - 435-525mm	£80.50	£73.25

- Available with castors or glides



Colour options:



Colour options adult only:



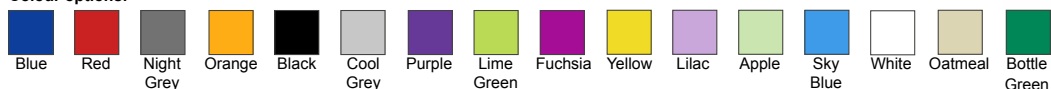
5 EN10 IT Chair

This elegantly designed and ergonomically shaped IT chair comes in a variety of colour options as shown below on a Black 5 star base. This chair has a rotating height adjustment and is available with Glides, Castors or Pressure Locking Castors which lock into place when you sit on the chair.

CODE	DESCRIPTION	SEAT HEIGHT	PRICE 10+	PRICE 31+
26ITC1069	Castors	390-520mm	£85.95	£83.95
26ITC1070	Glides	390-520mm	£85.95	£83.95
26ITC1071	Pressure Locking Castors	390-520mm	£97.75	£95.25



Colour options:



5 Chair 2000 IT Chair

The Chair 2000 is ergonomically designed for correct posture and is both comfortable and supportive. The chair is supplied with a Black 5 star base and comes on castors.

CODE	DESCRIPTION	SEAT HEIGHT	PRICE 10+	PRICE 31+
26ITC1072	Black Frame	430 - 560mm	£105.25	£102.75

Colour options:



2 Classline Value Operator Chair



The Classline Value operator chairs are available as a medium or high back option and come with a twin lever mechanism for gas height and back adjustment. Supplied with a Black 5 star base on castors as standard.

CODE	DESCRIPTION	SEAT HEIGHT	PRICE 10+	PRICE 31+
26ITC1073	Mid Back	450 - 580mm	£82.75	£76.95
26ITC1074	High Back	450 - 580mm	£83.75	£77.95

- Available with castors or glides
- Arms available, price on request
- Available in Citadel fabrics, as shown on page 263

5 Esme IT Chair



The Esme IT chair comes with a twin lever mechanism, one for seat height adjustment and one to operate the permanent contact back mechanism. Comes with a Black 5 star base with castors or glides.

CODE	DESCRIPTION	SEAT HEIGHT	PRICE 10+	PRICE 31+
26ITC1075	Mid Back	450-580mm	£92.95	£86.50
26ITC1076	High Back	450-580mm	£93.75	£87.25

- Available with castors or glides
- Arms available, price on request
- Available in Advantage, Citadel, Era, Phoenix, Rivet and Macflex Vinyl fabrics as shown on pages 260 - 263

5 Classline Value Mesh Operator Chair



The Classline Value mesh back chair comes with an upholstered seat pad and a twin lever mechanism for gas height and back adjustment. Supplied with a Black 5 star base on castors as standard.

CODE	DESCRIPTION	SEAT HEIGHT	PRICE 10+	PRICE 31+
26ITC1077	Mid Back	450 - 580mm	£119.95	£111.50

- Seat base measures: 470W x 450D
- Arms available, price on request
- Available in Citadel fabrics, as shown on page 263

5 Grafton IT Chair

The generous perforations of Grafton’s distinctive injection-moulded backrest provides better ventilation and flexibility. This unique feature was created to offer the benefits of a mesh-backed chair without compromising on durability. The rolled edges of the backrest are mirrored on the seat shell to create a waterfall edge. The chair’s configuration options support agile learning. Comes on a Black 5 star base.

CODE	DESCRIPTION	SEAT HEIGHT	PRICE 10+	PRICE 31+
26ITC1078	IT Chair	430-535mm	£166.75	£160.75

- Available with Castors or Glides
- 15 years warranty on seat shell, 1 year warranty on moving parts



Colour options:



5 Tresham IT Chair

The Tresham offers a complete range of height adjustable chairs and stools supplied with a polyurethane seat and back pad. Ideal for Lab environments.

CODE	DESCRIPTION	SEAT HEIGHT	PRICE 10+	PRICE 31+
26ITC1079	PU Chair	420-550mm	£111.00	£103.50

- Available with castors or glides
- Available in Black only



5 Tresham Upholstered IT Chair

The Tresham offers a complete range of height adjustable chairs and stools upholstered in a choice of Black vinyl or a range of fabric options. Ideal for Lab environments.

CODE	DESCRIPTION	SEAT HEIGHT	PRICE 10+	PRICE 31+
26ITC1080	Upholstered Chair	460 - 590mm	£130.25	£121.25

- Available with castors or glides
- Available in Advantage, Citadel, Era, Phoenix, Rivet and Macflex Vinyl fabrics as shown on pages 260 - 263



10 Postura Draughtsman Chair



The Postura Draughtsman chair is both stylish and ergonomic and promotes good posture and provides exceptional comfort. The perfect choice for IT classrooms and multi purpose rooms where mobility is required. Comes with a Black 5 star base on glides.

CODE	SEAT HEIGHT	PRICE 10+	PRICE 31+
26ITC1081	575-870mm	£126.75	£122.00

- Only available with glides
- This item is non-returnable

Colour options:



5 Esme Draughtsman Chair



The Esme Draughtsman chair has two paddles, one for seat height adjustment and one to operate the permanent contact back mechanism. It comes with a medium or high back option, a Black 5 star base as standard and Black foot ring.

CODE	DESCRIPTION	SEAT HEIGHT	PRICE 10+	PRICE 31+
26ITC1082	Mid Back	600-860mm	£128.50	£119.50
26ITC1083	High Back	600-860mm	£130.75	£121.50

- Only available with glides
- Arms available, price on request
- Available in Advantage, Citadel, Era, Phoenix, Rivet and Macflex Vinyl fabrics as shown on pages 260 - 263

5 Haddon Mesh Draughtsman Chair



The Haddon mesh back chair comes with an upholstered seat pad and a twin lever mechanism for gas height and back adjustment. Supplied with a Black 5 star base with a footring, available on glides only.

CODE	DESCRIPTION	SEAT HEIGHT	PRICE 10+	PRICE 31+
26ITC1084	Chair	600-860mm	£153.50	£142.95

- Only available with glides
- Arms available, price on request
- Available in Advantage, Citadel, Era, Phoenix & Rivet fabrics as shown on pages 260 - 263

5 Tresham Draughtsman Chair



The Tresham Draughtsman height adjustable chair is supplied with a Black polyurethane seat, a Black 5 star base and a foot ring. Ideal for Lab environments.

CODE	DESCRIPTION	SEAT HEIGHT	PRICE 10+	PRICE 31+
26ITC1085	Chair	550-810mm	£146.95	£136.75

- Only available with glides



DINING FURNITURE

Gopak Economy	86
Gopak Contour25	87
Gopak Contour25 Plus	88
Gopak Premier	89
Georgian Dining	90
Dining Sets	92
Mobile Seating	93
Bistro	94
Tilt Top Tables	96

5 Economy Folding Range

The Economy range is an ideal low budget option. It is lightweight, versatile and easy to open and simple to fold flat for storage. A popular choice for youth organisations, outdoor catering, church and village halls as an occasional use option.

CODE	DESCRIPTION	SIZE IN MM	PRICE	PRICE 5+
26T1086	Folding Table	1220L x 610W x 700H	£96.90	£90.95
26T1087	Folding Table	1220L x 685W x 700H	£115.70	£108.50
26T1088	Folding Table	1830L x 610W x 700H	£142.30	£133.50
26T1089	Folding Table	1830L x 685W x 700H	£144.85	£135.95
26B1090	Stacking Bench	1220L x 254W x 432H	£75.25	£70.75
26B1091	Stacking Bench	1830L x 254W x 432H	£95.70	£89.75
26T3692	Folding Table	1220L x 610W x 635H	£96.90	£90.95
26T3693	Folding Table	1220L x 685W x 635H	£115.70	£108.50
26T3694	Folding Table	1830L x 610W x 635H	£142.30	£133.50
26T3695	Folding Table	1830L x 685W x 635H	£144.85	£135.95
26B3696	Stacking Bench	1220L x 254W x 381H	£75.25	£70.75
26B3697	Stacking Bench	1830L x 254W x 381H	£95.70	£89.75

• Please note the Economy tables have a new black corner edge detail



Laminate top colours:
 Durham Oak
 Grey

5 Gopak Accessories



CODE	DESCRIPTION	SIZE IN MM	PRICE
26TR1098	Small Trolley (7 Tables)	875L x 745W x 1127H	£339.70
26TR1099	Large Trolley (14 Tables)	1675L x 745W x 1127H	£485.30
26TR1100	Round Trolley (6 Tables)	1738L x 751W x 1000H	£561.95
26ACC1101	Bench Skate Set	3.0kg	£111.25
26ACC1102	Fast Fold Tool	290L x 70W x 65H	£15.20

- Benches stack 8 high on the Bench Skate Set or up to 10 high independently
- If you need your trolley to pass through doorways please check the dimensions prior to ordering as trolleys are non returnable
- Small/Large Trolley loaded height is 1950mm
- Round Trolley loaded height is 1570mm

5 Contour25 Folding Range



The Contour25 folding tables and stacking benches now come with a new, improved corner moulding and a reduced lip around the edge.


This innovative, failsafe folding mechanism has always been popular but has now got even better with the introduction of Contour25! Without moving too far away from the classic 2 leg design the Contour25 has evolved with a simplified folding mechanism with no removable parts.



CODE	DESCRIPTION	SIZE IN MM	PRICE	PRICE 5+
26T1103	Folding Table	1220L x 610W	£135.60	£127.25
26T1104	Folding Table	1220L x 685W	£139.00	£130.50
26T1105	Folding Table	1220L x 760W	£144.35	£135.50
26T1106	Folding Table	1520L x 610W	£145.70	£136.75
26T1107	Folding Table	1520L x 685W	£154.80	£145.25
26T1108	Folding Table	1520L x 760W	£160.25	£150.25
26T1109	Folding Table	1830L x 610W	£169.00	£158.50
26T1110	Folding Table	1830L x 685W	£172.50	£161.75
26T1111	Folding Table	1830L x 760W	£178.05	£166.95
26T1112	Stacking Bench	1220L x 254W	£90.35	£84.75
26T1113	Stacking Bench	1520L x 254W	£102.05	£95.75
26T1114	Stacking Bench	1830L x 254W	£109.95	£103.25

• For accessories see page 84

Table Name	Table Height	Bench Height
Buffet	760mm	483mm
Adult	700mm	432mm
Junior	635mm	381mm
Infant	584mm	
Pre-School	546mm	
Nursery	508mm	



Laminate top colours:



5 Contour25 Plus Folding Tables

 **MADE IN THE UK**



The Contour25 Plus folding tables have the same attributes as the Contour25 folding tables but with the addition of the extra strong legs for added stability.

CODE	SIZE IN MM	PRICE	PRICE 5+
26T1115	1220L x 610W	£149.80	£140.50
26T1116	1220L x 685W	£153.20	£143.75
26T1117	1220L x 760W	£158.70	£148.95
26T1118	1520L x 610W	£162.70	£152.75
26T1119	1520L x 685W	£166.35	£155.95
26T1120	1520L x 760W	£173.00	£162.25
26T1121	1830L x 610W	£182.20	£170.95
26T1122	1830L x 685W	£183.45	£172.00
26T1123	1830L x 760W	£191.45	£179.50

- Only available in Adult & Buffet heights
- For Contour benches please see page 85
- For accessories see page 84

Table Name	Table Height	Bench Height
Buffet	760mm	483mm
Adult	700mm	432mm



Laminate top colours:



5 Round Folding Tables

 **MADE IN THE UK**



The robust folding tables are available in a choice of 4ft or 5ft diameter with a wipe clean laminate top. Using the Posi-Lock folding mechanism, the table legs fold down and are housed within the under frame.

CODE	SIZE IN MM	WEIGHT	PRICE	PRICE 5+
26T1124	1220D	20.00kg	£326.05	£305.75
26T1125	1520D	27.50kg	£380.30	£356.75

- 1520D Table only available in Adult & Buffet heights
- 1520D Table is not available in Fuchsia
- For accessories see page 84

Table Name	Table Height
Buffet	760mm
Adult	700mm



Laminate top colours:



5 Premier Folding Range



The Premier selection is a durable, hygienic range of the highest quality and benefits from polyurethane knock resistant edging.

CODE	DESCRIPTION	SIZE IN MM	PRICE	PRICE 5+
26T1126	Folding Table	1220L x 610W	£190.65	£178.95
26T1127	Folding Table	1220L x 685W	£195.35	£183.25
26T1128	Folding Table	1220L x 760W	£202.50	£189.95
26T1129	Folding Table	1520L x 610W	£210.45	£197.50
26T1130	Folding Table	1520L x 685W	£221.85	£208.25
26T1131	Folding Table	1520L x 760W	£231.10	£216.75
26T1132	Folding Table	1830L x 610W	£246.05	£230.75
26T1133	Folding Table	1830L x 685W	£250.95	£235.50
26T1134	Folding Table	1830L x 760W	£258.65	£242.50
26B1135	Stacking Bench	1220L x 254W	£114.30	£107.25
26B1136	Stacking Bench	1520L x 254W	£136.35	£127.95
26B1137	Stacking Bench	1830L x 254W	£150.60	£141.25



• For accessories see page 84

Table Name	Table Height	Bench Height
Buffet	760mm	483mm
Adult	700mm	432mm
Junior	635mm	381mm
Infant	584mm	
Pre-School	546mm	
Nursery	508mm	



Laminate top colours:



10 Georgian Dining Range

The Georgian breakout tables are manufactured with 25mm MFC tops with a footrail support bar and levelling feet. The range comes with metal to metal fixings and the tables are supplied with removable coat hooks at both ends.



CODE	DESCRIPTION	DIMENSIONS	PRICE
26T1138	Dining Table	1200W x 800D x 740H	£466.25
26T1139	Dining Table	1400W x 800D x 740H	£488.25
26T1140	Dining Table	1600W x 800D x 740H	£507.25
26T1141	Dining Table	1800W x 800D x 740H	£528.75
26T1142	Dining Table	2000W x 800D x 740H	£555.75

26B1143	Dining Bench	900W x 350D x 455H	£204.50
26B1144	Dining Bench	1100W x 350D x 455H	£215.25
26B1145	Dining Bench	1300W x 350D x 455H	£219.75
26B1146	Dining Bench	1500W x 350D x 455H	£231.50
26B1147	Dining Bench	1700W x 350D x 455H	£244.25


 **MADE IN THE UK**



Top colours:



Frame colours:



10 Georgian Poseur Tables

The Georgian breakout poseur height tables are manufactured with 25mm MFC tops and a 50 x 50mm steel frame with a footrail support bar and levelling feet. The range comes with metal to metal fixings and the tables are supplied with removable coat hooks at both ends.




CODE	DESCRIPTION	DIMENSIONS	PRICE
26T1148	Poseur Table	1200W x 800D x 1050H	£492.75
26T1149	Poseur Table	1400W x 800D x 1050H	£514.75
26T1150	Poseur Table	1600W x 800D x 1050H	£534.50
26T1151	Poseur Table	1800W x 800D x 1050H	£556.50
26T1152	Poseur Table	2000W x 800D x 1050H	£575.95

 **MADE IN THE UK**

Top colours:



Frame colours:



10 Georgian Dining Range

The Georgian breakout tables are manufactured with 25mm MFC tops with a footrail support bar and levelling feet. The range comes with metal to metal fixings and the tables are supplied with removable coat hooks at both ends.

CODE	DESCRIPTION	DIMENSIONS	PRICE
26T1153	Dining Table	1200W x 1000D x 740H	£586.00
26T1154	Dining Table	1400W x 1000D x 740H	£613.25
26T1155	Dining Table	1600W x 1000D x 740H	£642.75
26T1156	Dining Table	1800W x 1000D x 740H	£666.75
26T1157	Dining Table	2000W x 1000D x 740H	£699.75
26T1158	Dining Bench	900W x 350D x 455H	£204.50
26T1159	Dining Bench	1100W x 350D x 455H	£215.25
26T1160	Dining Bench	1300W x 350D x 455H	£219.75
26T1161	Dining Bench	1500W x 350D x 455H	£231.50
26T1162	Dining Bench	1700W x 350D x 455H	£244.25


 **MADE IN THE UK**



Top colours:



Frame colours:



10 Georgian Poseur Tables

The Georgian breakout poseur height tables are manufactured with 25mm MFC tops and a 50 x 50mm steel frame with a footrail support bar and levelling feet. The range comes with metal to metal fixings and the tables are supplied with removable coat hooks at both ends.

CODE	DESCRIPTION	DIMENSIONS	PRICE
26T1163	Poseur Table	1200W x 1000D x 1050H	£620.75
26T1164	Poseur Table	1400W x 1000D x 1050H	£649.25
26T1165	Poseur Table	1600W x 1000D x 1050H	£676.95
26T1166	Poseur Table	1800W x 1000D x 1050H	£710.95
26T1167	Poseur Table	2000W x 1000D x 1050H	£724.25


 **MADE IN THE UK**



Top colours:



Frame colours:



5 Cube Dining Set



With a durable and sturdy construction, a wipe clean surface and a 50mm thick laminate top this set is ideal for secondary, higher and further education settings. The benches store neatly under the table for space efficiency and they come with a 50mm steel frame in White only.

CODE	DESCRIPTION	SIZE IN MM	PRICE
26T1168	Cube Table	1510L x 610W x 767H	£386.25
26T1169	Cube Bench (set of 2)	1390L x 305W x 430H	£506.25
26PK1170	Set (Table + 2 Bench)	As Above	£788.75



Top colours:
 White Gloss Modern Oak

5 Standard Dining Set



The Standard bench set is a colourful, practical solution for dining rooms. The set comprises of two benches and a table with a choice of seven frame colours. The table top is manufactured from 25mm MDF with a PVC edge and a 40mm square leg frame.

CODE	DESCRIPTION	PRICE
26SU1171	1600L x 800W x 760H Table 1400L x 400W x 450H Bench	£855.95
26SU1172	1800L x 800W x 760H Table 1600L x 400W x 450H Bench	£914.50
26SU1173	2000L x 800W x 760H Table 1800L x 400W x 450H Bench	£1000.25
26SU1174	2200L x 800W x 760H Table 2000L x 400W x 450H Bench	£1090.75

- These items are non returnable
- *Silver and White Frames are non-returnable


Laminate top colours:



PVC edge colours:



Frame colours:



MADE IN THE UK

5 Rainbow Dining Set



The Rainbow bench set is a colourful, practical solution for dining rooms. The set comprises of two benches and a table with a choice of seven frame colours. The table top is manufactured from 25mm MDF in White with a White ABS edge and a 40mm square leg frame.

CODE	DESCRIPTION	PRICE
26SU1175	1600L x 800W x 760H Table 1400L x 400W x 450H Bench	£855.95
26SU1176	1800L x 800W x 760H Table 1600L x 400W x 450H Bench	£914.50
26SU1177	2000L x 800W x 760H Table 1800L x 400W x 450H Bench	£1000.25
26SU1178	2200L x 800W x 760H Table 2000L x 400W x 450H Bench	£1090.75

- These items are non returnable

Top:
 White

Frame colours:



MADE IN THE UK

16 Rectangular Mobile Seating Units

This innovative mobile folding dining furniture enables schools to convert halls into multi-use areas quickly and with minimum effort. Seats are available in a range of colours as shown below.


CODE	DESCRIPTION	SIZE IN MM	PRICE
26SU1179	8 Stool Table	2380L x 1500W x 685H	£855.00
26SU1180	8 Stool Table	2380L x 1500W x 735H	£855.00
26SU1181	12 Stool Table	3080L x 1500W x 685H	£1006.25
26SU1182	12 Stool Table	3080L x 1500W x 735H	£1006.25
26SU1183	16 Stool Table	3280L x 1500W x 650H	£1142.50

- Grey leg frame
- Seats are 330mm diameter

Table Height	Bench Height
650mm	340mm
685mm	375mm
735mm	425mm

 **MADE IN THE UK**

Laminate top colours:



Stool top colours:



16 Round Mobile Seating Units


This innovative mobile folding dining furniture enables schools to convert halls into multi-use areas quickly and with minimum effort. Seats are available in a range of colours shown below.

CODE	DESCRIPTION	SIZE IN MM	PRICE
26SU1184	8 Stool Table	2130 Diameter x 685H	£1018.75
26SU1185	8 Stool Table	2130 Diameter x 735H	£1018.75

- Grey leg frame
- Seats are 330mm diameter

 **MADE IN THE UK**

Laminate top colours:




Stool top colours:



Plan & Design Services

Please call and make an appointment for us to come in and discuss your requirements.





5 Bistro Dining Tables - 4 Star Base



The new bistro dining tables come with a 25mm thick top and a four star weighted base. These are offered with either an MDF Edge or the Duraform Spray PU edge which is the toughest edge and is impervious to water.

CODE	DESCRIPTION	SIZE IN MM	PRICE
26T1186	Square Table MDF Edge	750W x 750D x 755H	£166.25
26T1187	Circular Table MDF Edge	800D x 755H	£172.25
26T1188	Square Table Spray PU Edge	750W x 750D x 755H	£175.00
26T1189	Circular Table Spray PU Edge	800D x 755H	£180.95

Laminate top colours:



MDF edge:



Spray PU edge colours:



Frame:



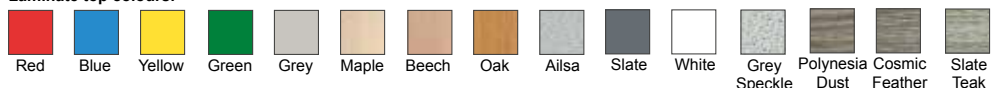
5 Bistro Coffee Tables - 4 Star Base



The new bistro coffee tables come with a 25mm thick top and a four star weighted base. These are offered with either an MDF Edge or the Duraform Spray PU edge which is the toughest edge and is impervious to water.

CODE	DESCRIPTION	SIZE IN MM	PRICE
26T1190	Square Table MDF Edge	600W x 600D x 455H	£141.75
26T1191	Circular Table MDF Edge	600D x 455H	£140.75
26T1192	Square Table Spray PU Edge	600W x 600D x 455H	£150.50
26T1193	Circular Table Spray PU Edge	600D x 455H	£149.50

Laminate top colours:



MDF edge:



Spray PU edge colours:



Frame:



5 Bistro Dining Tables - Circular Base

The new bistro dining tables come with a 25mm thick top and a circular base. These are offered with either an MDF Edge or the Duraform Spray PU edge which is the toughest edge and is impervious to water.



CODE	DESCRIPTION	SIZE IN MM	PRICE
26T1194	Square Table MDF Edge	750W x 750D x 720H	£183.25
26T1195	Circular Table MDF Edge	800D x 720H	£188.95
26T1196	Square Table Spray PU Edge	750W x 750D x 720H	£191.95
26T1197	Circular Table Spray PU Edge	800D x 720H	£197.75

MDF edge:



Spray PU edge colours:



Frame:



Laminate top colours:



5 Bistro Poseur Tables - Circular Base

The new bistro poseur table comes with a 25mm thick top and a circular base. These are offered with either an MDF Edge or the Duraform Spray PU edge which is the toughest edge and is impervious to water.




CODE	DESCRIPTION	SIZE IN MM	PRICE
26T1198	Circular Table MDF Edge	600D x 1100H	£175.75
26T1199	Circular Table Spray PU Edge	600D x 1100H	£184.50

MDF edge:



Spray PU edge colours:



Frame:



Laminate top colours:



5 Bistro Coffee Tables - Circular Base

The new bistro coffee tables come with a 25mm thick top and a circular base. These are offered with either an MDF Edge or the Duraform Spray PU edge which is the toughest edge and is impervious to water.



CODE	DESCRIPTION	SIZE IN MM	PRICE
26T1200	Square Table MDF Edge	600W x 600D x 425H	£150.75
26T1201	Circular Table MDF Edge	600D x 425H	£149.50
26T1202	Square Table Spray PU Edge	600W x 600D x 425H	£159.50
26T1203	Circular Table Spray PU Edge	600D x 425H	£158.25

MDF edge:



Spray PU edge colours:




Frame:



Laminate top colours:



5 Tilt Top Dining Tables



These tilt top tables are perfect for use in dining rooms as they are easy to open, close then wheel away and store. They are available in a range of laminate top colours with an MDF edge and are supplied with 4 locking castors.


CODE	DESCRIPTION	SIZE IN MM	PRICE 2+
26T1204	Rectangular	1200L x 900W	£243.75
26T1205	Rectangular	1500L x 900W	£290.25
26T1206	Circular	1200D	£261.95
26T1207	Irregular Octagonal	1380L x 1000W	£277.95
26T1208	Equal Octagonal	1200L x 1200W	£277.95
26T1209	Oval	1610L x 900W	£352.25

- Circular table not available in 590mm height
- *Silver and White Frames are non-returnable


TABLE HEIGHTS:
590mm, 640mm, 710mm, 760mm



Laminate top colours:



Frame colours:



5 Premium Tilt Top Dining Tables



These tilt top tables are perfect for use in dining rooms as they are easy to open, close then wheel away and store. They are available in a range of laminate top colours with a Spray PU edge and Silver frame and are supplied with 4 locking castors.


CODE	DESCRIPTION	SIZE IN MM	PRICE 2+
26T1210	Rectangular	1200L x 900W	£252.50
26T1211	Rectangular	1500L x 900W	£298.95
26T1212	Circular	1200D	£270.75
26T1213	Irregular Octagonal	1380L x 1000W	£286.75
26T1214	Equal Octagonal	1200L x 1200W	£286.75
26T1215	Oval	1610L x 900W	£360.95

- Circular table not available in 590mm height


TABLE HEIGHTS:
590mm, 640mm, 710mm, 760mm



Laminate top colours:



Spray PU edge colours:



Frame:





DISPLAY BOARDS

Whiteboards	98
Projection Board	99
Crystal Wall	99
Mobile Boards	100
Easels	101
Noticeboards	102
Flameshield Boards	104
Accents Range	106
Eco Boards	107
Outdoor Boards	108

5 Non-Magnetic Whiteboards



The non-magnetic “Drymaster” double-sided whiteboards are plain on one side with a faint gridguide of 25mm squares on the reverse which is virtually undetectable to the onlooker.

CODE	SIZE IN MM	PRICE
26BD1216	900W x 600H	£30.90
26BD1217	1200W x 900H	£47.20
26BD1218	1200W x 1200H	£57.40
26BD1219	1500W x 1200H	£65.55
26BD1220	1800W x 1200H	£81.65
26BD1221	2400W x 1200H	£106.00

- 300mm pen ledge
- Wall fixings are included
- Aluminium frame with rounded corners

5 Magnetic Coated Steel Whiteboards



The magnetic coated steel whiteboards are a less costly alternative to the vitreous enamel steel option. They come with a magnetic dry wipe single-sided surface, an aluminium frame, rounded safety corners and concealed corner fixings.

CODE	SIZE IN MM	PRICE
26BD1222	900W x 600H	£31.65
26BD1223	1200W x 900H	£54.35
26BD1224	1200W x 1200H	£74.90
26BD1225	1500W x 1200H	£86.05
26BD1226	1800W x 1200H	£98.30
26BD1227	2400W x 1200H	£127.70

- 300mm pen ledge
- Wall fixings are included

25 Premium VES Magnetic Whiteboards



Our Premium vitreous enamel steel plain whiteboards offer the ultimate dry wipe single-sided surface. They come with an aluminium frame, rounded safety corners and concealed corner fixings.

CODE	SIZE IN MM	PRICE
26BD1228	900W x 600H	£51.15
26BD1229	1200W x 900H	£85.85
26BD1230	1200W x 1200H	£108.50
26BD1231	1500W x 1200H	£135.75
26BD1232	1800W x 1200H	£148.60
26BD1233	2400W x 1200H	£193.35

- 300mm pen ledge
- Wall fixings are included

5 Non-Magnetic Lines Boards

These non-magnetic whiteboards come with 75mm lines perfect for teaching and training environments supplied with a satin Silver anodised aluminium frame and concealed corner fixings.

CODE	SIZE IN MM	PRICE
26BD1234	900W x 600H	£100.35
26BD1235	1200W x 900H	£104.30
26BD1236	1200W x 1200H	£143.45
26BD1237	1500W x 1200H	£165.15
26BD1238	1800W x 1200H	£169.00
26BD1239	2400W x 1200H	£248.35

- 300mm pen ledge
- Wall fixings are included
- Aluminium frame with rounded corners



25 Magnetic Projection Boards

These dual use vitreous enamel steel projection boards have a semi-matt finish to reduce projection glare and a magnetic writing surface. The aluminium frame comes with rounded safety corners and concealed corner fixings.

CODE	SIZE IN MM	PRICE
26BD1240	1200W x 1200H	£175.35
26BD1241	1500W x 1200H	£222.80
26BD1242	1800W x 1200H	£271.40
26BD1243	2400W x 1200H	£316.15

- 300mm pen ledge
- Wall fixings are included



1 Crystal Wall Boards

The Crystal Wall display boards are a professional and modern way to present staff, class or team information to visitors. The picture pockets are easy to use and information can be changed as required. The board is made from 6mm, virtually shatterproof PETG.

CODE	DESCRIPTION	SIZE IN MM	PRICE
26BD1244	9 Pockets	320W x 30D x 386H	£152.25
26BD1245	20 Pockets	415W x 30D x 620H	£193.50
26BD1246	20 Large Pockets	539W x 30D x 870H	£233.25
26BD1247	35 Pockets	720W x 30D x 620H	£253.25
26BD1248	Nameplate	350W x 30D x 80H	£30.95

- Standard pockets measure 60W x 82H
- Large pockets measure 90W x 132H
- Chrome stand off fixings supplied.



5 Double Sided Mobile Whiteboards



The freestanding double-sided whiteboards come on a stand that is height adjustable by 210mm. The stands have locking castors, a stability bar and are fitted landscape as standard, a portrait fitting is available in 3 sizes as shown below. Magnetic boards only come with 2 plain sides.

CODE	DESCRIPTION	SIZE IN MM	PRICE
26BD1249	Non Magnetic	*900W x 600H	£106.25
26BD1250	Non Magnetic	*1200W x 900H	£118.50
26BD1251	Non Magnetic	1200W x 1200H	£127.70
26BD1252	Non Magnetic	*1500W x 1200H	£148.60
26BD1253	Non Magnetic	1800W x 1200H	£160.00

26BD1254	Magnetic	*900W x 600H	£114.05
26BD1255	Magnetic	*1200W x 900H	£130.60
26BD1256	Magnetic	1200W x 1200H	£147.15
26BD1257	Magnetic	*1500W x 1200H	£180.55
26BD1258	Magnetic	1800W x 1200H	£198.40

• Items marked * are available as a portrait fitting, please request at time of order

5 Double Sided Mobile Swivel Boards



The freestanding double-sided swivel whiteboards come on a mobile stand with locking castors and a stability bar. Magnetic boards only come with 2 plain sides.

CODE	DESCRIPTION	SIZE IN MM	PRICE
26BD1259	Non Magnetic	*900W x 1200H	£140.80
26BD1260	Non Magnetic	1200W x 900H	£140.80
26BD1261	Non Magnetic	1200W x 1200H	£153.65
26BD1262	Non Magnetic	1500W x 1200H	£167.80
26BD1263	Non Magnetic	1800W x 1200H	£183.15

26BD1264	Magnetic	*900W x 1200H	£194.55
26BD1265	Magnetic	1200W x 900H	£194.55
26BD1266	Magnetic	1200W x 1200H	£222.80
26BD1267	Magnetic	1500W x 1200H	£238.15
26BD1268	Magnetic	1800W x 1200H	£293.10

• Rotates 360°
 • Tilt & lock in any position
 • Items marked * come as portrait only

5 Junior Mobile Whiteboards



The freestanding, double-sided whiteboards come on a coated steel stand with braking castors and a stability bar. Choose from a non-magnetic or magnetic surface with a harlequin coloured frame.

CODE	DESCRIPTION	SIZE IN MM	PRICE
26BD1269	Non Magnetic	900W x 600H	£127.25
26BD1270	Non Magnetic	1200W x 900H	£136.95
26BD1271	Non Magnetic	1500W x 1200H	£166.35

26BD1272	Magnetic	900W x 600H	£157.50
26BD1273	Magnetic	1200W x 900H	£169.00
26BD1274	Magnetic	1500W x 1200H	£224.00

• Boards available Landscape or Portrait, add L or P to the code at the time of order
 • Overall stand foot depth is 540mm
 • Board is height adjustable by 210mm

1 Telescopic Easels

These telescopic, freestanding easels come with a non-magnetic or magnetic dry wipe surface with a sturdy metal stand which is height adjustable by 700mm. They are supplied with a full width pen ledge and a flipchart clamp which holds pads up to A1 size. The telescopic leg is designed for easy storage.

CODE	DESCRIPTION	SIZE IN MM	PRICE
26BD1275	Non Magnetic	600W x 900H	£65.30
26BD1276	Magnetic	750W x 1065H	£86.80

- Footprint 800W x 6756D
- Overall dimensions: 950W x 1650H



1 Mobile Easels

These mobile easels come with a flip chart clamp, are height adjustable by 250mm and are supplied with 5 castors.

The magnetic round base option comes in a range of 6 frame colours as shown below.

The star base is supplied with a non-magnetic or magnetic surface, comes complete with side bars for displaying multiple sheets (3 x A1) and the frame is supplied in Black only.

CODE	DESCRIPTION	SIZE IN MM	PRICE
26BD1277	Magnetic Round Base	680W x 900H	£124.85
26BD1278	Non Magnetic Star Base	740W x 1060H	£113.20
26BD1279	Magnetic Star Base	740W x 1060H	£127.25

- Overall dimensions: 1400W x 1900H

Frame options:



5 Mobile Magnetic Junior Easels

These magnetic easels come as a single or double-sided option with an adjustable mobile steel frame in 2 colours as shown below. The stand has 4 locking castors for safety and the board has an integral flip chart clamp and a big book display ledge.

CODE	DESCRIPTION	SIZE IN MM	PRICE
26BD1280	Single Sided	600W x 900H	£134.45
26BD1281	Double Sided	600W x 900H	£200.95

- Single sided footprint in mm is 652W x 642D
- Double sided footprint in mm is 652W x 664D
- Overall dimensions: 652W x 1350H

Frame options:



2 Unframed Felt Noticeboards



Unframed noticeboards with a felt cover wrapped over the edges and fixed on the reverse side. Suitable for portrait or landscape use, boards can be butted together to form a large display surface.

CODE	SIZE IN MM	PRICE
26BD1282	900W x 600H	£33.65
26BD1283	1200W x 900H	£46.60
26BD1284	1200W x 1200H	£61.85
26BD1285	1500W x 1200H	£69.75
26BD1286	*1800W x 1200H	£77.55
26BD1287	*2400W x 1200H	£86.90

- Wall fixings included
- Suitable for pins and staples
- *These boards come in 2 pieces

Colour options:



2 Aluminium Frame Noticeboards



These felt noticeboards come with an aluminium frame and are suitable for portrait or landscape use. They have rounded safety corners, concealed corner fixings and come in a range of 4 colours.

CODE	SIZE IN MM	PRICE
26BD1288	900W x 600H	£33.05
26BD1289	1200W x 900H	£45.55
26BD1290	1200W x 1200H	£53.45
26BD1291	1500W x 1200H	£66.85
26BD1292	1800W x 1200H	£76.70
26BD1293	2400W x 1200H	£94.70

- Wall fixings included
- Suitable for pins and staples

Colour options:



2 Wooden Framed Noticeboards



These environmentally friendly noticeboards are constructed from a high proportion of recycled material with a wood effect frame in Light Beech and a hardboard core. The felt fabric cover is available in four colours as shown below.

CODE	SIZE IN MM	PRICE
26BD1294	900W x 600H	£41.20
26BD1295	1200W x 900H	£50.80
26BD1296	1200W x 1200H	£61.45
26BD1297	1500W x 1200H	£72.05
26BD1298	1800W x 1200H	£77.45
26BD1299	2400W x 1200H	£97.85

- Wall fixings included
- Suitable for pins and staples

Colour options:




2 Single Door Noticeboards

Single door, lockable felt noticeboards with an aluminium frame. The doors are virtually shatterproof PETG and have an internal clearance of 20mm. The boards can be hung landscape or portrait style and the hinges are on the long side.

CODE	Description	SIZE IN MM	PRICE
26BD1300	Side Hinged	900W x 600H	£82.70
26BD1301	Side Hinged	900W x 1200H	£117.90
26BD1302	Side Hinged	1200W x 1200H	£148.60
26BD1303	Top Hinged	900W x 600H	£103.10
26BD1304	Top Hinged	900W x 1200H	£152.30
26BD1305	Top Hinged	1200W x 1200H	£165.15

- Wall fixings included
- Suitable for pins and staples

Colour options:



2 Double Door Noticeboards

Double door, lockable felt noticeboards with an aluminium frame. The doors are virtually shatterproof PETG and have an internal clearance of 20mm. Can be hung landscape only.

CODE	Description	SIZE IN MM	PRICE
26BD1306	Side Hinged	1800W x 1200H	£226.60
26BD1307	Side Hinged	2400W x 1200H	£272.70
26BD1308	Top Hinged	1800W x 1200H	£298.25
26BD1309	Top Hinged	2400W x 1200H	£327.65

- Wall fixings included
- Suitable for pins and staples

Colour options:



2 Sliding Lockable Noticeboards

These fully tamperproof felt noticeboards come with locking sliding doors that do not open outwards or upwards. They have a white coated aluminium casing that is 60mm wide with smooth sliding aluminium framed polycarbonate doors which come with a key lock only.

CODE	DESCRIPTION	SIZE IN MM	PRICE
26BD1310	Twin Sliding Door	1200W x 1200H	£393.70
26BD1311	Twin Sliding Door	1800W x 1200H	£462.10
26BD1312	Twin Sliding Door	2400W x 1200H	£614.50

- Wall fixings included
- Suitable for pins and staples

Colour options:



2 Unframed Flameshield Noticeboards



These unframed Flameshield noticeboards comply fully to Fire Retardant Standard Class (0) recommended for use in corridors and unsupervised areas. They have a fire rated "Tri-cord" Hessian cover with square edges and corners.

CODE	SIZE IN MM	PRICE
26BD1313	900W x 600H	£49.25
26BD1314	1800W x 600H	£94.95
26BD1315	1200W x 900H	£72.75
26BD1316	1200W x 1200H	£86.80
26BD1317	1500W x 1200H	£111.90
26BD1318	*1800W x 1200H	£129.65
26BD1319	*2400W x 1200H	£158.80

- Wall fixings included
- Suitable for pins and staples
- *These boards come in 2 pieces

Colour options:



2 Aluminium Flameshield Noticeboards



The aluminium framed Flameshield noticeboards comply fully to Fire Retardant Standard Class (0) as recommended for use in corridors and unsupervised areas. They have a fire rated "Tri-cord" Hessian fabric cover with rounded safety corners.

CODE	SIZE IN MM	PRICE
26BD1320	900W x 600H	£53.45
26BD1321	1200W x 900H	£76.70
26BD1322	1200W x 1200H	£96.65
26BD1323	1500W x 1200H	£116.30
26BD1324	1800W x 1200H	£134.45
26BD1325	2400W x 1200H	£175.35

- Wall fixings included
- Suitable for pins and staples

Colour options:



2 Flameshield Lockable Noticeboards



The Flameshield lockable noticeboards comply fully to Fire Retardant Standard Class (0) as recommended for use in corridors and unsupervised areas. They have a fire rated "Tri-cord" Hessian fabric cover, an aluminium frame and rounded safety corners. The doors are virtually shatterproof PETG and have an internal clearance of 20mm.

CODE	DESCRIPTION	SIZE IN MM	PRICE
26BD1326	Single Door	900W x 600H	£135.75
26BD1327	Single Door	900W x 1200H	£190.75
26BD1328	Single Door	1200W x 1200H	£238.15
26BD1329	Double Door	1800W x 1200H	£259.70
26BD1330	Double Door	2400W x 1200H	£423.70

- Wall fixings included
- Suitable for pins and staples

Colour options:




2 Flameshield Lockable Noticeboards

These Flameshield lockable noticeboards comply fully to Fire Retardant Standard Class (0) as recommended for use in corridors and unsupervised areas. These top-hinged boards have a fire rated "Tri-cord" Hessian fabric cover, an aluminium frame and rounded safety corners. The doors are virtually shatterproof PETG and have an internal clearance of 20mm.

CODE	DESCRIPTION	SIZE IN MM	PRICE
26BD1331	Single Door	900W x 600H	£176.70
26BD1332	Single Door	1200W x 900H	£238.15
26BD1333	Single Door	1200W x 1200H	£275.10
26BD1334	Double Door	1800W x 1200H	£412.05
26BD1335	Double Door	2400W x 1200H	£500.40

- Wall fixings included
- Suitable for pins and staples

Colour options:



2 Mobile Noticeboards

These mobile noticeboards have double-sided panels with an aluminium frame and are covered both sides with fire retardant felt. They are supplied with locking castors, the boards are easy to assemble and are height adjustable by 210mm.

CODE	DESCRIPTION	SIZE IN MM	PRICE
26BD1336	Landscape	1200W x 900H	£133.25
26BD1337	Landscape	1200W x 1200H	£163.95
26BD1338	Landscape	1500W x 1200H	£185.55
26BD1339	Landscape	1800W x 1200H	£195.90
26BD1340	Portrait	900W x 1200H	£133.25
26BD1341	Portrait	1200W x 1500H	£185.55

- Suitable for pins and staples

Colour options:



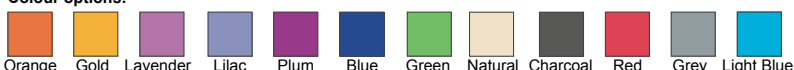
2 Mobile Insta-Wall

These sound absorbing mobile screens are ideal for temporary partitioning of large rooms, reception areas and halls. The lightweight but sturdy structure is safely and easily operated by one person and folds away when not in use. The superior design with full length piano hinges on each connected edge ensure the system is completely stable in any position including: straight line, bay, curve or right angle. Lockable castors are fitted to each panel.

CODE	DESCRIPTION	SIZE IN MM	PRICE
26BD1342	Three Screens	1800W x 1800H	£688.95
26BD1343	Five Screens	3000W x 1800H	£841.35
26BD1344	Seven Screens	4200W x 1800H	£1075.40

- Individual panel size 600W x 1800H

Colour options:



2 Unframed Noticeboards



The Accents unframed noticeboards have a felt covering which is wrapped around the edges and fixed on the reverse side. Suitable for portrait or landscape use.


CODE	SIZE IN MM	PRICE
26BD1345	900W x 600H	£46.25
26BD1346	1200W x 900H	£57.25
26BD1347	1200W x 1200H	£65.30
26BD1348	1500W x 1200H	£76.70
26BD1349	*1800W x 1200H	£82.10
26BD1350	*2400W x 1200H	£101.90

- Wall fixings included
- Suitable for pins and staples
- *These boards come in 2 pieces

Colour options:



2 Aluminium Framed Noticeboards



The Accents aluminium framed noticeboards have a felt cover and come with rounded safety corners and concealed corner fixings. Suitable for portrait or landscape use.

CODE	SIZE IN MM	PRICE
26BD1351	900W x 600H	£46.95
26BD1352	1200W x 900H	£56.55
26BD1353	1200W x 1200H	£69.40
26BD1354	1500W x 1200H	£81.50
26BD1355	1800W x 1200H	£89.20
26BD1356	2400W x 1200H	£107.30

- Wall fixings included
- Suitable for pins and staples

Colour options:



2 Tamperproof Noticeboards



The tamperproof noticeboards come with locking doors made from virtually shatterproof PETG. They have a felt cover with an aluminium frame and come with rounded safety corners and concealed corner fixings.

CODE	DESCRIPTION	SIZE IN MM	PRICE
26BD1357	Single Door Noticeboard	600W x 900H	£100.00
26BD1358	Single Door Noticeboard	900W x 1200H	£143.45
26BD1359	Single Door Noticeboard	1200W x 1200H	£163.95
26BD1360	Double Door Noticeboard	900W x 600H	£263.70
26BD1361	Double Door Noticeboard	1200W x 900H	£299.45

- Internal clearance between door and board is 20mm
- Double door models are landscape only
- Side hinged only.
- Wall fixings included
- Suitable for pins and staples

Colour options:



1 Resist-a-flame® Unframed Noticeboards

These Eco-Colour noticeboards are made from recycled waste material with acoustic properties to help reduce noise. They have been tested and classified to European 'Reaction to Fire' test standard and are suitable for use within sensitive public areas.

CODE	SIZE IN MM	PRICE
26BD1362	900W x 600H	£31.00
26BD1363	1200W x 900H	£51.45
26BD1364	1200W x 1200H	£67.50
26BD1365	1500W x 1200H	£81.95
26BD1366	1800W x 1200H	£98.10
26BD1367	2400W x 1200H	£126.10

Recycled colour options:



1 Resist-a-flame® Framed Noticeboards

These Eco-Colour noticeboards are made from recycled waste material with acoustic properties to help reduce noise. They come with an aluminium frame and have been tested and classified to European 'Reaction to Fire' test standard and are suitable for use within sensitive public areas.

CODE	SIZE IN MM	PRICE
26BD1368	900W x 600H	£46.25
26BD1369	1200W x 900H	£75.80
26BD1370	1200W x 1200H	£92.90
26BD1371	1500W x 1200H	£111.10
26BD1372	1800W x 1200H	£143.40
26BD1373	2400W x 1200H	£169.60

Recycled colour options:




1 Resist-a-flame® Tamperproof Noticeboards

These Eco-Colour noticeboards are made from recycled waste material with acoustic properties to help reduce noise. They come with an aluminium frame and have been tested and classified to European 'Reaction to Fire' test standard and the clear doors are tested separately to BS476 Part 7 and classified as Class 1.

CODE	DESCRIPTION	SIZE IN MM	PRICE
26BD1374	Single Door Noticeboard	900W x 600H	£107.20
26BD1375	Single Door Noticeboard	900W x 1200H	£149.35
26BD1376	Single Door Noticeboard	1200W x 1200H	£177.30
26BD1377	Double Door Noticeboard	1800W x 1200H	£270.80
26BD1378	Double Door Noticeboard	2400W x 1200H	£318.10

- Side hinged only
- Suitable for use in sensitive areas

Recycled colour options:



2 WeatherShield Outdoor Showcases



The WeatherShield showcases are fully weather resistant with a uniquely designed double seal and a fully enclosed case. Tested to the officially recognised IP55 test of dust and water ingress. The hinged double locking, gas strut assisted doors features fire rated and virtually shatterproof polycarbonate glazing and is supplied with a key lock as standard.

CODE	DESCRIPTION	SIZE IN MM	PRICE
26BD1379	Landscape (4 x A4)	742W x 555H	£261.20
26BD1380	Portrait (4 x A4)	560W x 735H	£261.20
26BD1381	Landscape (8 x A4)	1005W x 735H	£284.10
26BD1382	Portrait (9 x A4)	780W x 1031H	£312.30
26BD1383	Portrait (12 x A4)	1005W x 1031H	£358.30
26BD1384	Landscape (15 x A4)	1220W x 1031H	£381.45
26BD1385	Landscape (18 x A4)	1423W x 1031H	£410.85


- Wall Mounted
- Freestanding option available, price on request
- Mix and match colour options are non-returnable



Colour Options with Aluminium frame:



Powder coated frame/felt options:



2 WeatherShield Outdoor Signage



The WeatherShield showcase is fully weather resistant with a uniquely designed double seal and fully enclosed case which prevents rain or moisture getting in. The showcase is mounted on a backing board which is personalised with a curved header text, a logo or crest beneath the text and a footer text to display your mission statement. The hinged double locking door features fire rated and virtually shatterproof polycarbonate glazing. There are gas strut assisted doors for ease of use.

CODE	DESCRIPTION	SIZE IN MM	PRICE
26BD1386	Portrait (12 x A4)	1005W x 1031H	£817.35


- Overall Sign Size: 1500W x 1400H
- Wall Mounted
- Freestanding option available, price on request
- Personalised signs are non-returnable



Matching felt/frame options:



Mixed felt/frame options:





CLASSROOM STORAGE

Harlequin Range	110
Gratnell Trays	112
Wooden Tray Units	112
Extra Deep Units	114
Metal Tray Units	115
Plan Chests	116

5 Tray Storage Units



The Harlequin range is a vibrant and interesting take on classroom furniture, just as reliable and durable as all of our other ranges, it puts a colourful spin on the units and is guaranteed to add fun to any classroom or learning environment. Comes supplied on castors.

CODE	DESCRIPTION	TRAYS	SIZE IN MM	PRICE
26TU1387	Single Bay	6	356W x 460D x 615H	£170.40
26TU1388	Double Bay	12	690W x 460D x 615H	£284.25
26TU1389	Triple Bay	18	1024W x 460D x 615H	£354.50
26TU1390	Triple Bay	24	1024W x 460D x 779H	£439.25

• Trays available in any of the Gratnell Tray colour options as shown on page 112

5 Tray & Shelf Units



The Harlequin range is a vibrant and interesting take on classroom furniture, just as reliable and durable as all of our other ranges, it puts a colourful spin on the units and is guaranteed to add fun to any classroom or learning environment. Comes supplied on castors.

CODE	DESCRIPTION	TRAYS	SIZE IN MM	PRICE
26TU1391	Double Bay	8	690W x 460D x 789H	£334.20
26TU1392	Triple Bay	10	1024W x 460D x 789H	£427.45

• Comes with 2 Shelves
 • Trays available in any of the Gratnell Tray colour options as shown on page 112



5 Jumbo Storage Unit



The Harlequin range is a vibrant and interesting take on classroom furniture, just as reliable and durable as all of our other ranges, it puts a colourful spin on the units and is guaranteed to add fun to any classroom or learning environment. Comes supplied on castors.

CODE	DESCRIPTION	TRAYS	SIZE IN MM	PRICE
26TU1393	Quad Bay	12	1358W x 460D x 1107H	£617.00

• Fits 12 Jumbo trays
 • Trays available in any of the Gratnell Tray colour options as shown on page 112



5 Double Bay Kinderbox Units

The Harlequin range is a vibrant and interesting take on classroom furniture, just as reliable and durable as all of our other ranges, it puts a colourful spin on the units and is guaranteed to add fun to any classroom or learning environment. Comes supplied on castors.

CODE	TRAYS	SIZE IN MM	PRICE
26TU1394	8	690W x 460D x 671H	£299.35

- Comes with 4 bays
- Trays available in any of the Gragnell Tray colour options as shown on page 112



5 Triple Bay Kinderbox Units

The Harlequin range is a vibrant and interesting take on classroom furniture, just as reliable and durable as all of our other ranges, it puts a colourful spin on the units and is guaranteed to add fun to any classroom or learning environment. Comes supplied on castors.

CODE	TRAYS	SIZE IN MM	PRICE
26TU1395	12	1024W x 460D x 671H	£423.60

- Comes with 6 bays
- Trays available in any of the Gragnell Tray colour options as shown on page 112



5 Kinder Box

The Harlequin range is a vibrant and interesting take on classroom furniture, just as reliable and durable as all of our other ranges, it puts a colourful spin on the units and is guaranteed to add fun to any classroom or learning environment. Comes supplied on castors.

CODE	BAYS	SIZE IN MM	PRICE
26TU1396	4	1024W x 460D x 671H	£158.25

- Trays available in any of the Gragnell Tray colour options as shown on page 112



5 Gratnell Trays



All of the wooden units come with shallow trays as standard unless specified, although we can offer alternative size trays as long as they fit the unit.

CODE	DESCRIPTION	SIZE IN MM	PRICE
26ACC1397	Shallow	312W x 427D x 75H	£6.85
26ACC1398	Deep	312W x 427D x 150H	£10.00
26ACC1399	Extra Deep	312W x 430D x 225H	£13.35
26ACC1400	Jumbo	312W x 430D x 300H	£16.35

- Shallow trays come as standard
- Deep tray = 2 x shallow trays
- Extra deep tray = 3 x shallow trays
- Jumbo tray = 4 x shallow trays



Tray colours:



5 Single Bay Storage Units



Mobile tray storage units come with an 18mm MDF carcass with an 8mm backboard, lockable castors and come complete with shallow Gratnell trays as standard.

CODE	TRAYS	SIZE IN MM	PRICE OPEN UNIT	PRICE WITH DOOR
26TU1401 /D	5	356W x 460D x 533H	£115.40	£137.90
26TU1402 /D	6	356W x 460D x 615H	£132.65	£163.15
26TU1403 /D	7	356W x 460D x 697H	£149.95	£180.45
26TU1404 /D	8	356W x 460D x 779H	£167.20	£197.70
26TU1405 /D	9	356W x 460D x 861H	£199.75	£230.25
26TU1406 /D	10	356W x 460D x 943H	£217.00	£247.50
26TU1407 /D	12	356W x 460D x 1107H	£266.80	£297.30

- Single bay lock available, price on request
- Static with a plinth option at no extra charge
- Add 20mm to depth when choosing doors
- Add /D to your code if you require the unit with a door



Carcass colour options:



PLEASE ADD /D TO YOUR CODE IF YOU REQUIRE A UNIT WITH DOORS

5 Double Bay Storage Units

These storage units come with an 18mm MDF carcass with an 8mm backboard, a choice of lockable castors or a static plinth and come complete with shallow Gratnell trays as standard.

CODE	TRAYS	SIZE IN MM	PRICE OPEN UNIT	PRICE WITH DOORS
26TU1408 /D	10	690W x 460D x 533H	£232.25	£278.70
26TU1409 /D	12	690W x 460D x 615H	£251.55	£297.30
26TU1410 /D	14	690W x 460D x 697H	£286.10	£331.85
26TU1411 /D	16	690W x 460D x 779H	£305.40	£335.90
26TU1412 /D	18	690W x 460D x 861H	£340.00	£385.70
26TU1413 /D	20	690W x 460D x 943H	£344.05	£389.75
26TU1414 /D	24	690W x 460D x 1107H	£413.05	£458.80
26TU1415 /D	32*	690W x 460D x 1510H	£566.60	£642.80

- Double bay lock available, price on request
- Add 20mm depth when choosing doors
- 32* tray unit is static as standard

Carcass colour options:



PLEASE ADD /D TO YOUR CODE IF YOU REQUIRE A UNIT WITH DOORS



5 Triple Bay Storage Units

These storage units come with an 18mm MDF carcass with an 8mm backboard, a choice of lockable castors or a static plinth and come complete with shallow Gratnell trays as standard.

CODE	TRAYS	SIZE IN MM	PRICE OPEN UNIT	PRICE WITH DOORS
26TU1416 /D	15	1024W x 460D x 533H	£288.15	£349.15
26TU1417 /D	18	1024W x 460D x 615H	£296.40	£340.00
26TU1418 /D	21	1024W x 460D x 697H	£346.05	£391.80
26TU1419 /D	24	1024W x 460D x 779H	£366.70	£424.75
26TU1420 /D	27	1024W x 460D x 861H	£434.50	£495.45
26TU1421 /D	30	1024W x 460D x 943H	£471.05	£532.05
26TU1422 /D	36	1024W x 460D x 1107H	£559.45	£635.70
26TU1423 /D	48*	1024W x 460D x 1510H	£751.55	£827.75

- Triple bay lock available, price on request
- Add 20mm depth when choosing doors
- 48* tray unit is static as standard

Carcass colour options:



PLEASE ADD /D TO YOUR CODE IF YOU REQUIRE A UNIT WITH DOORS



5 Quad Bay Storage Units

These storage units come with an 18mm MDF carcass with an 8mm backboard, a choice of lockable castors or a static plinth and come complete with shallow Gratnell trays as standard.

CODE	TRAYS	SIZE IN MM	PRICE OPEN UNIT	PRICE WITH DOORS
26TU1424 /D	20	1358W x 460D x 533H	£374.55	£435.50
26TU1425 /D	24	1358W x 460D x 615H	£397.90	£458.85
26TU1426 /D	28	1358W x 460D x 697H	£436.50	£497.50
26TU1427 /D	32	1358W x 460D x 779H	£484.55	£542.65
26TU1428 /D	36	1358W x 460D x 861H	£559.45	£620.45
26TU1429 /D	40	1358W x 460D x 943H	£613.35	£643.80
26TU1430 /D	48*	1358W x 460D x 1107H	£675.30	£751.55

- Quad bay lock available, price on request
- Add 20mm depth when choosing doors
- 48* tray unit is static as standard

Carcass colour options:



PLEASE ADD /D TO YOUR CODE IF YOU REQUIRE A UNIT WITH DOORS



5 Single Bay Storage Units



Mobile tray storage units come with an 18mm MDF carcass with an 8mm backboard, lockable castors and come complete with extra deep Gratnell trays.

CODE	TRAYS	SIZE IN MM	PRICE OPEN UNIT	PRICE WITH DOOR
26TU1431 /D	2	356W x 460D x 615H	£158.60	£181.80
26TU1432 /D	3	356W x 460D x 861H	£208.15	£238.60
26TU1433 /D	4	356W x 460D x 1107H	£257.65	£288.15

- Single bay lock available, price on request
- Static with a plinth option at no extra charge
- Add 20mm to depth when choosing doors
- Add /D to your code if you require the unit with doors

Carcass colour options:



5 Double Bay Storage Units



Mobile tray storage units come with an 18mm MDF carcass with an 8mm backboard, lockable castors and come complete with extra deep Gratnell trays.

CODE	TRAYS	SIZE IN MM	PRICE OPEN UNIT	PRICE WITH DOORS
26TU1434 /D	4	690W x 460D x 615H	£272.90	£318.65
26TU1435 /D	6	690W x 460D x 861H	£326.25	£372.00
26TU1436 /D	8	690W x 460D x 1107H	£379.60	£425.35

- Double bay lock available, price on request
- Static with a plinth option at no extra charge
- Add 20mm to depth when choosing doors
- Add /D to your code if you require the unit with doors



Carcass colour options:



5 Triple Bay Storage Units



Mobile tray storage units come with an 18mm MDF carcass with an 8mm backboard, lockable castors and come complete with extra deep Gratnell trays.

CODE	TRAYS	SIZE IN MM	PRICE OPEN UNIT	PRICE WITH DOORS
26TU1437 /D	6	1024W x 460D x 615H	£356.75	£417.75
26TU1438 /D	9	1024W x 460D x 861H	£444.40	£505.40
26TU1439 /D	12	1024W x 460D x 1107H	£501.55	£577.80

- Triple bay lock available, price on request
- Static with a plinth option at no extra charge
- Add 20mm to depth when choosing doors
- Add /D to your code if you require the unit with doors

Carcass colour options:



PLEASE ADD /D TO YOUR CODE IF YOU REQUIRE A UNIT WITH DOORS

5 Single Bay Metal Frame Units

Rigid, fully welded steel frame storage units, supplied fully assembled. The units are mobile, unless stated otherwise, and supplied with shallow trays as standard. They come with a laminated top with a Spray PU edge.

CODE	ROWS	SIZE IN MM	PRICE 5+
26TU1440	6	366W x 435D x 610H	£167.95
26TU1441	7	366W x 435D x 690H	£194.50
26TU1442	8	366W x 435D x 770H	£205.75

- Deep or Jumbo trays can be supplied, price on request
- *Silver and White Frames are non-returnable


Laminate top colours:



Spray PU edge colours:



Frame colours:



Tray colours:



5 Double Bay Metal Frame Units

Rigid, fully welded steel frame storage units, supplied fully assembled. The units are mobile, unless stated otherwise, and supplied with shallow trays as standard. They come with a laminated top with a Spray PU edge.

CODE	TRAYS	SIZE IN MM	PRICE 2+
26TU1443	12	705W x 435D x 610H	£270.50
26TU1444	14	705W x 435D x 690H	£291.50
26TU1445	16	705W x 435D x 770H	£312.75
26TU1446	*36	705W x 435D x 1550H	£494.00

- Deep or Jumbo trays can be supplied, price on request
- *Static unit available only
- *Silver and White Frames are non-returnable


Laminate top colours:



Spray PU edge colours:



Frame colours:



Tray colours:



5 Triple Bay Metal Frame Units

Rigid, fully welded steel frame storage units, supplied fully assembled. The units are mobile, unless stated otherwise, and supplied with shallow trays as standard. They come with a laminated top with a Spray PU edge.


CODE	TRAYS	SIZE IN MM	PRICE 2+
26TU1447	18	1048W x 435D x 610H	£372.50
26TU1448	21	1048W x 435D x 690H	£403.50
26TU1449	24	1048W x 435D x 770H	£434.25
26TU1450	27	1048W x 435D x 783H	£467.95
26TU1451	*54	1048W x 435D x 1550H	£687.95
26TU1452	*60	1048W x 435D x 1710H	£749.75

- *Static unit available only
- *Silver and White Frames are non-returnable


Laminate top colours:



Spray PU edge colours:



Frame colours:



Tray colours:



5 A1 Plan Chests



These professional plan chests are manufactured in 18mm solid wood MDF in a choice of 5 colour options as shown below. Each unit has metal runners and bump resistant plastic edges. Due to the weight of these units certain options will be delivered in 2 sections that simply connect together with the supplied fittings.

CODE	DRAWERS	SIZE IN MM	PRICE
26PC1453	3	1010W x 705D x 466H	£466.75
26PC1454	4	1010W x 705D x 586H	£513.95
26PC1455	5	1010W x 705D x 706H	£576.35
26PC1456	6	1010W x 705D x 867H	£622.80
26PC1457	7	1010W x 705D x 987H	£701.20
26PC1458	8	1010W x 705D x 1107H	£778.90
26PC1459	9	1010W x 705D x 1227H	£857.30
26PC1460	10	1010W x 705D x 1347H	£934.95

• Static options available at no extra charge



Colour options:



5 A2 Plan Chests



These professional plan chests are manufactured in 18mm solid wood MDF in a choice of 5 colour options as shown below. Each unit has metal runners and bump resistant plastic edges. Due to the weight of these units certain options will be delivered in 2 sections that simply connect together with the supplied fittings.

CODE	DRAWERS	SIZE IN MM	PRICE
26PC1461	3	542W x 705D x 466H	£389.10
26PC1462	4	542W x 705D x 586H	£420.30
26PC1463	5	542W x 705D x 706H	£466.75
26PC1464	6	542W x 705D x 867H	£545.15
26PC1465	7	542W x 705D x 987H	£622.80
26PC1466	8	542W x 705D x 1107H	£701.20
26PC1467	9	542W x 705D x 1227H	£778.90
26PC1468	10	542W x 705D x 1347H	£857.30

• Static options available at no extra charge



Colour options:





LIBRARY FURNITURE

Bean Bags	118
Library Carpets	122
Flat Top Bookcases	126
Library Bookcases	128
Book Browsers	130
Kinder Boxes	130
Mobile Book Trolleys	130

1 Bean Bag Chairs



This supportive bean bag is exciting enough to make even the most reluctant reader pick up a book. The leatherette fabric is anti-microbial and flame retardant to the British Standards for school/ educational environments. They are very robust and are water, urine and stain resistant.

CODE	DESCRIPTION	SIZE IN MM	PRICE
26BB1469	Primary School	700W x 700D	£78.75
26BB1470	Secondary School	800W x 800D	£93.75

- Easy clean, tear, puncture and stain resistant
- Indoor/outdoor fabric is also available in the colours below at no additional cost

Fabric colours:



1 Bean Bag Seats




The bean bag seat comes with a larger back and flatter seat than the standard bean bag chair. The leatherette fabric is anti-microbial and flame retardant to the British Standards for school/educational environments. They are very robust and are water, urine and stain resistant.

CODE	DESCRIPTION	SIZE IN MM	PRICE
26BB1471	Primary School	700W x 700D	£82.50
26BB1472	Secondary School	800W x 800D	£108.75

- Easy clean, tear, puncture and stain resistant
- Indoor/outdoor fabric is also available in the colours below at no additional cost

Fabric colours:



1 Bean Bag Slabs




The slab is a multi use bean bag: Lay it flat and it's a large floor cushion, on it's side it becomes a hammock seat, or prop it against the wall and you've got a chair. The leatherette fabric is anti-microbial and flame retardant to the British Standards for school/educational environments. They are very robust and are water, urine and stain resistant.

CODE	DESCRIPTION	SIZE IN MM	PRICE
26BB1473	Primary School	700W x 700D	£75.00
26BB1474	Secondary School	800W x 800D	£91.25

- Easy clean, tear, puncture and stain resistant
- Indoor/outdoor fabric is also available in the colours below at no additional cost

Fabric colours:



1 Bean Bag Stool


The bean bag stool is easy to move around, stack away and is ideal for group interaction in the classroom and library areas. The leatherette fabric is anti-microbial and flame retardant to the British Standards for school/educational environments. They are very robust and are water, urine and stain resistant.

CODE	DESCRIPTION	SIZE IN MM	PRICE
26BB1475	Primary School	500W x 400D	£57.50

- Easy clean, tear, puncture and stain resistant
- Indoor/outdoor fabric is also available in the colours below at no additional cost



Fabric colours:



1 Bean Bag Circle


The bean bag circle is a great seating solution for primary classroom interaction. The leatherette fabric is anti-microbial and flame retardant to the British Standards for school/educational environments. They are very robust and are water, urine and stain resistant.

CODE	DESCRIPTION	SIZE IN MM	PRICE
26BB1476	Primary School	500W x 400D	£72.50

- Easy clean, tear, puncture and stain resistant
- Indoor/outdoor fabric is also available in the colours below at no additional cost



Fabric colours:



1 Bean Bag Square


The bean bag square is a functional shape that can be configured for efficient use of space. The leatherette fabric is anti-microbial and flame retardant to the British Standards for school/educational environments. They are very robust and are water, urine and stain resistant.

CODE	DESCRIPTION	SIZE IN MM	PRICE
26BB1477	Primary School	700W x 700D	£75.00

- Easy clean, tear, puncture and stain resistant
- Indoor/outdoor fabric is also available in the colours below at no additional cost



Fabric colours:



1 Animal Bean Bags



The pre-school and primary animal bean bag collection is ideal for stimulating young minds and look great in the classroom. The indoor/outdoor fabric is made from soft shower-proof and UV resistant material, ensuring the bean bags won't be damaged by sun or rain. They are flame retardant, water resistant and come with a tamperproof zip closure. Available in sets of 5 or as a full set of 10.

Set 1 includes Parrot, Bug, Mouse, Hedgehog & Penguin.
Set 2 includes Bee, Elephant, Ladybird, Panda & Owl.

CODE	DESCRIPTION	SIZE IN MM	PRICE
26BB1478	Set 1	1380L x 800W	£442.50
26BB1479	Set 2	1380L x 800W	£442.50
26BB1480	Full Set of 10	1380L x 800W	£882.50



1 Maths Cubes



The 3 piece primary maths cubes set is a brilliant tool to make maths fun and engaging for young minds. The indoor/outdoor fabric is made from soft shower-proof and UV resistant material, ensuring the bean bags won't be damaged by sun or rain. They are flame retardant, water resistant and come with a tamperproof zip closure.

Set includes 2 x number cubes and 1 x maths symbol cube.

CODE	DESCRIPTION	SIZE IN MM	PRICE
26BB1481	Set of 3 Cubes	400L x 400W	£192.50




1 Classic Book Bean Bags

The classic primary book bean bag collection is ideal for stimulating young minds and look great in the classroom. The indoor/outdoor fabric is made from soft shower-proof and UV resistant material, ensuring the bean bags won't be damaged by sun or rain. They are flame retardant, water resistant and come with a tamperproof zip closure.

Set 1 includes The Wonderful Wizard of Oz, Alice's Adventures in Wonderland and Peter Pan.

Set 2 includes Oliver Twist, The Jungle Book and Treasure Island.

CODE	DESCRIPTION	SIZE IN MM	PRICE
26BB1482	Set 1	1250L x 1000W	£397.50
26BB1483	Set 2	1250L x 1000W	£397.50
26BB1484	Set 3 - All 6 Books	1250L x 1000W	£793.75



1 Fruit & Veg Bean Bags

The pre-school and primary fruit & veg bean bag collection is ideal for stimulating young minds and look great in the classroom. The indoor/outdoor fabric is made from soft shower-proof and UV resistant material, ensuring the bean bags won't be damaged by sun or rain. They are flame retardant, water resistant and come with a tamperproof zip closure. Available as a set of 4 fruit, a set of 4 veg or as a full set of 8.

CODE	DESCRIPTION	SIZE IN MM	PRICE
26BB1485	Set of 4 Fruits	380D x 200H	£166.25
26BB1486	Set of 4 Veg	380D x 200H	£166.25
26BB1487	Set of 8 Fruit & Veg	380D x 200H	£266.25



5 A-Z Carpet



The A-Z carpet is designed specifically with Key Stage 1 Literary Curriculum relevance in mind. It is perfect for children to sit and enhance learning word and letter recognition in a fun, interactive way. The carpets are tightly bound around the edges to prevent fraying, it is abrasion resistant and meets all relevant safety standards.

CODE	DESCRIPTION	SIZE IN MM	PRICE
26MAT1488	A-Z Grid	2000W x 1500D	£78.95

- Crease Resistant
- Rhombus™ anti-skid Dura-Latex™ safety backing



5 Numbers Carpet



The colourful 1-100 Numbers carpet is great for basic numeracy skills encouraging children to learn through interaction and play. The carpets are tightly bound around the edges to prevent fraying, it is abrasion resistant and meets all relevant safety standards.

CODE	DESCRIPTION	SIZE IN MM	PRICE
26MAT1489	1-100 Numbers	2000W x 1500D	£78.95

- Crease Resistant
- Rhombus™ anti-skid Dura-Latex™ safety backing



5 Multiplication Carpet



The colourful Multiplication Grid carpet is specifically designed with Key Stage 1 Numeracy Curriculum relevance in mind. The carpets are tightly bound around the edges to prevent fraying, it is abrasion resistant and meets all relevant safety standards.

CODE	DESCRIPTION	SIZE IN MM	PRICE
26MAT1490	Multiplication Grid	2000W x 2000D	£204.95

- Crease Resistant
- Rhombus™ anti-skid Dura-Latex™ safety backing



5 Alphabet Carpet

The Alphabet carpet is designed specifically with Key Stage 1 Literary Curriculum relevance in mind. It is perfect for children to sit and enhance learning word, letter and picture associations using upper and lower case font and clearly identifiable pictures. The carpets are tightly bound around the edges to prevent fraying, it is abrasion resistant and meets all relevant safety standards.

CODE	DESCRIPTION	SIZE IN MM	PRICE
26MAT1491	Alphabet Pictures	3000W x 2000D	£259.95

- Crease Resistant
- Rhombus™ anti-skid Dura-Latex™ safety backing



5 Square Alphabet Carpet

The Square Alphabet carpet is designed specifically with Key Stage 1 Literary Curriculum relevance in mind. It is perfect for children to sit and enhance learning word, letter and picture associations using upper and lower case font and clearly identifiable pictures. The carpets are tightly bound around the edges to prevent fraying, it is abrasion resistant and meets all relevant safety standards.

CODE	DESCRIPTION	SIZE IN MM	PRICE
26MAT1492	Square Alphabet	2000W x 2000D	£204.95

- Crease Resistant
- Rhombus™ anti-skid Dura-Latex™ safety backing



5 World Map Carpet

Ideal for encouraging group discussions about the world, continents, countries, climates, animals and multicultural studies. Doubles up as a colourful backdrop for creative small world play. The carpets are tightly bound around the edges to prevent fraying, it is abrasion resistant and meets all relevant safety standards.

CODE	DESCRIPTION	SIZE IN MM	PRICE
26MAT1493	World Map	3000W x 2000D	£139.95

- Crease Resistant
- Light & Durable
- Rhombus™ anti-skid Dura-Latex™ safety backing



5 Zoo Carpet



Large, square placement carpet in a calming muted colour palette to seat up to 30 children. All featured animals are on the endangered species list, supporting group discussion and learning on animals and their habitats as well as wider exploration of conservation and the environment. The carpets are tightly bound around the edges to prevent fraying, it is abrasion resistant and meets all relevant safety standards.

CODE	DESCRIPTION	SIZE IN MM	PRICE
26MAT1494	Conservation Zoo	3000W x 3000D	£339.95

- Crease Resistant
- Rhombus™ anti-skid Dura-Latex™ safety backing




5 Woodland Animals Carpet



Large, brightly coloured square carpet, each placement spot is a unique colour and animal combination so every child can identify their own space. The carpets are tightly bound around the edges to prevent fraying, it is abrasion resistant and meets all relevant safety standards.

CODE	DESCRIPTION	SIZE IN MM	PRICE
26MAT1495	Woodland Animals	3000W x 3000D	£339.95

- Crease Resistant
- Rhombus™ anti-skid Dura-Latex™ safety backing



5 Under The Sea Carpet



Large, brightly coloured square carpet, featuring 30 sea life placements - perfect for supporting discussions around marine environments. The carpets are tightly bound around the edges to prevent fraying, it is abrasion resistant and meets all relevant safety standards.

CODE	DESCRIPTION	SIZE IN MM	PRICE
26MAT1496	Under The Sea	3000W x 3000D	£339.95

- Crease Resistant
- Rhombus™ anti-skid Dura-Latex™ safety backing



5 Leaves Carpets

Neutral placement carpets that are perfect for creating a calm atmosphere in the classroom, as well as promoting quiet time and child wellbeing. The large carpet features 30 placement spots with leaf design. The small carpet features 16 placement spots with additional carving detail for sensory exploration. Both are easy to spot clean, are stain resistant and have tightly bound edges to prevent fraying.

CODE	DESCRIPTION	SIZE IN MM	PRICE
26MAT1497	Small Carpet	2000W x 2000L	£204.95
26MAT1498	Large Carpet	3000W x 3000L	£339.95

- Crease Resistant
- Rhombus™ anti-skid Dura-Latex™ safety backing



5 Pebbles Carpets

Neutral placement carpets that are perfect for creating a calm atmosphere in the classroom, as well as promoting quiet time and child wellbeing. The large carpet features 30 placement spots with leaf design. The small carpet features 16 placement spots with additional carving detail for sensory exploration. Both are easy to spot clean, are stain resistant and have tightly bound edges to prevent fraying.

CODE	DESCRIPTION	SIZE IN MM	PRICE
26MAT1499	Small Carpet	2000W x 2000L	£204.95
26MAT1500	Large Carpet	3000W x 3000L	£339.95

- Crease Resistant
- Suitable for indoor and outdoor use



5 Tree Stump Carpet

This neutral placement carpet has 24 different tree stump placement spots, helping to bring the outdoors into the classroom. and help create a calm atmosphere, as well as promoting quiet time and child wellbeing. The carpet has tightly bound edges to prevent fraying and is easy to spot

CODE	DESCRIPTION	SIZE IN MM	PRICE
26MAT1501	Indoor Carpet	2000W x 3000L	£259.95

- Crease Resistant
- Suitable for indoor and outdoor use



5 Slimline Flat Top Bookcases



These single sided flat top bookcases are a high quality option to build yourself the perfect library. Comes with an 18mm MDF carcass with 18mm shelves and a choice of carcass and edging colours as shown below.

CODE	DESCRIPTION	SHELVES	SIZE IN MM	PRICE
26BC1502	Single sided	1	375W x 325D x 750H	£195.95
26BC1503	Single sided	2	375W x 325D x 900H	£210.50
26BC1504	Single sided	3	375W x 325D x 1200H	£225.00
26BC1505	Single sided	4	375W x 325D x 1500H	£259.85
26BC1506	Single sided	5	375W x 325D x 1800H	£288.90

• Grey, Maple, Oak and White options are non-returnable

Carcass colour options:



Edge colours:



5 Flat Top Bookcases



These single or double sided flat top bookcases are a high quality option to build yourself the perfect library. Comes with an 18mm MDF carcass with 18mm shelves and a choice of carcass and edging colours as shown below.

CODE	DESCRIPTION	SHELVES	SIZE IN MM	PRICE
26BC1507	Single sided	1	750W x 325D x 750H	£230.80
26BC1508	Single sided	2	750W x 325D x 900H	£259.85
26BC1509	Single sided	3	750W x 325D x 1200H	£288.90
26BC1510	Single sided	4	750W x 325D x 1500H	£317.95
26BC1511	Single sided	5	750W x 325D x 1800H	£346.95

26BC1512	Double sided	2	750W x 650D x 750H	£361.50
26BC1513	Double sided	4	750W x 650D x 900H	£390.55
26BC1514	Double sided	6	750W x 650D x 1200H	£463.10
26BC1515	Double sided	8	750W x 650D x 1500H	£521.20
26BC1516	Double sided	10	750W x 650D x 1800H	£579.25

• Grey, Maple, Oak and White options are non-returnable

Carcass colour options:



Edge colours:



5 Flat Top Cupboards



A flat top library cupboard with double doors and shelves. Comes with an 18mm MDF carcass with 18mm shelves and a choice of carcass and edging colours as shown below.

CODE	DESCRIPTION	SHELVES	SIZE IN MM	PRICE
26CP1517	Single sided	1	750W x 345D x 750H	£288.90
26CP1518	Single sided	2	750W x 345D x 900H	£317.95
26CP1519	Single sided	3	750W x 345D x 1200H	£346.95
26CP1520	Single sided	4	750W x 345D x 1500H	£384.70
26CP1521	Single sided	5	750W x 345D x 1800H	£419.55

• Grey, Maple, Oak and White options are non-returnable

Carcass colour options:



Edge colours:



5 Flat Top External Corner Bookcases

Ideal for corners or to finish a run of shelving units. Manufactured with an 18mm MDF carcass with 18mm adjustable shelves and a choice of carcass and edging colours as shown below.

CODE	DESCRIPTION	SHELVES	SIZE IN MM	PRICE
26BC1522	Corner	1	325W x 325D x 750H	£187.25
26BC1523	Corner	2	325W x 325D x 900H	£201.80
26BC1524	Corner	3	325W x 325D x 1200H	£230.80
26BC1525	Corner	4	325W x 325D x 1500H	£259.85
26BC1526	Corner	5	325W x 325D x 1800H	£288.90

• Grey, Maple, Oak and White options are non-returnable

Carcass colour options:



Edge colours:



5 Flat Top End Cap Bookcases

The end cap units fit on the end of a double sided bookcase. Manufactured with an 18mm MDF carcass with 18mm adjustable shelves and a choice of carcass and edging colours as shown below.

CODE	DESCRIPTION	SHELVES	SIZE IN MM	PRICE
26BC1527	End Cap	2	650W x 325D x 750H	£239.55
26BC1528	End Cap	4	650W x 325D x 900H	£259.85
26BC1529	End Cap	6	650W x 325D x 1200H	£274.40
26BC1530	End Cap	8	650W x 325D x 1500H	£303.40
26BC1531	End Cap	10	650W x 325D x 1800H	£341.15

• Grey, Maple, Oak and White options are non-returnable

Carcass colour options:



Edge colours:



5 Flat Top Internal Corner Bookcases

Ideal for corners as a space saving option and comes with adjustable shelves. Manufactured with an 18mm MDF carcass with 18mm shelves and a choice of carcass and edging colours as shown below.

CODE	DESCRIPTION	SHELVES	SIZE IN MM	PRICE
26BC1532	Corner	1	750W x 750W x 325D x 750H	£355.70
26BC1533	Corner	2	750W x 750W x 325D x 900H	£405.05
26BC1534	Corner	3	750W x 750W x 325D x 1200H	£448.60
26BC1535	Corner	4	750W x 750W x 325D x 1500H	£492.15
26BC1536	Corner	5	750W x 750W x 325D x 1800H	£544.40

• Grey, Maple, Oak and White options are non-returnable

Carcass colour options:



Edge colours:



5 Slimline Bookcases



These single sided slimline bookcases are a high quality option to build yourself the perfect library. Comes with an 18mm MDF carcass with 18mm shelves and a choice of carcass and edging colours as shown below.

CODE	DESCRIPTION	SHELVES	SIZE IN MM	PRICE
26BC1537	Single sided	1	375W x 325D x 750H	£230.80
26BC1538	Single sided	2	375W x 325D x 900H	£245.35
26BC1539	Single sided	3	375W x 325D x 1200H	£259.85
26BC1540	Single sided	4	375W x 325D x 1500H	£274.40
26BC1541	Single sided	5	375W x 325D x 1800H	£303.40

• Grey, Maple, Oak and White options are non-returnable

Carcass colour options:



Edge colours:



5 Library Bookcases



These single or double sided library bookcases are a high quality option to build yourself the perfect library. Comes with an 18mm MDF carcass with 18mm shelves and a choice of carcass and edging colours as shown below.

CODE	DESCRIPTION	SHELVES	SIZE IN MM	PRICE
26BC1542	Single sided	1	750W x 325D x 750H	£259.85
26BC1543	Single sided	2	750W x 325D x 900H	£274.40
26BC1544	Single sided	3	750W x 325D x 1200H	£303.40
26BC1545	Single sided	4	750W x 325D x 1500H	£332.45
26BC1546	Single sided	5	750W x 325D x 1800H	£361.50
26BC1547	Double sided	2	750W x 650D x 750H	£361.50
26BC1548	Double sided	4	750W x 650D x 900H	£399.25
26BC1549	Double sided	6	750W x 650D x 1200H	£471.85
26BC1550	Double sided	8	750W x 650D x 1500H	£535.70
26BC1551	Double sided	10	750W x 650D x 1800H	£593.80

• Grey, Maple, Oak and White options are non-returnable

Carcass colour options:



Edge colours:



5 Library Display Bookcases



These display bookcases are available as single or double units with adjustable shelves and an 18mm MDF carcass with 18mm shelves and a choice of carcass and edging colours.

CODE	DESCRIPTION	SHELVES	SIZE IN MM	PRICE
26BC1552	Single sided	1	750W x 325D x 750H	£288.90
26BC1553	Single sided	2	750W x 325D x 900H	£303.40
26BC1554	Single sided	3	750W x 325D x 1200H	£332.45
26BC1555	Single sided	4	750W x 325D x 1500H	£361.50
26BC1556	Single sided	5	750W x 325D x 1800H	£390.55
26BC1557	Double sided	2	750W x 650D x 750H	£434.10
26BC1558	Double sided	4	750W x 650D x 900H	£463.10
26BC1559	Double sided	6	750W x 650D x 1200H	£535.70
26BC1560	Double sided	8	750W x 650D x 1500H	£593.80
26BC1561	Double sided	10	750W x 650D x 1800H	£666.40

• Top shelf slanted for display purposes
• Grey, Maple, Oak and White options are non-returnable

Carcass colour options:



Edge colours:



5 Library Cupboards

A library cupboard with double doors and shelves. Comes with an 18mm MDF carcass with 18mm shelves and a choice of carcass and edging colours as shown below.

CODE	DESCRIPTION	SHELVES	SIZE IN MM	PRICE
26CP1562	Single sided	1	750W x 345D x 750H	£312.15
26CP1563	Single sided	2	750W x 345D x 900H	£341.15
26CP1564	Single sided	3	750W x 345D x 1200H	£370.20
26CP1565	Single sided	4	750W x 345D x 1500H	£399.25
26CP1566	Single sided	5	750W x 345D x 1800H	£428.30

• Grey, Maple, Oak and White options are non-returnable



Carcass colour options:



Edge colours:



5 Library Internal Corner Bookcases

Ideal for corners as a space saving option and comes with adjustable shelves. Manufactured with an 18mm MDF carcass with 18mm shelves and a choice of carcass and edging colours as shown below.

CODE	DESCRIPTION	SHELVES	SIZE IN MM	PRICE
26BC1567	Internal Corner	1	750W x 750W x 325D x 750H	£346.95
26BC1568	Internal Corner	2	750W x 750W x 325D x 900H	£390.55
26BC1569	Internal Corner	3	750W x 750W x 325D x 1200H	£448.60
26BC1570	Internal Corner	4	750W x 750W x 325D x 1500H	£492.15
26BC1571	Internal Corner	5	750W x 750W x 325D x 1800H	£535.70

• Grey, Maple, Oak and White options are non-returnable



Carcass colour options:



Edge colours:



5 Library Bookcases

Ideal for corners or to finish a run of shelving units. The end cap units fit on the end of a double sided bookcase and the external corner units fit at the end of a single run. Manufactured with an 18mm MDF carcass with 18mm adjustable shelves and a choice of carcass and edging colours as shown below.

CODE	DESCRIPTION	SHELVES	SIZE IN MM	PRICE
26BC1572	External Corner	1	325W x 325W x 325D x 750H	£181.45
26BC1573	External Corner	2	325W x 325W x 325D x 900H	£196.00
26BC1574	External Corner	3	325W x 325W x 325D x 1200H	£225.00
26BC1575	External Corner	4	325W x 325W x 325D x 1500H	£254.05
26BC1576	External Corner	5	325W x 325W x 325D x 1800H	£283.10
26BC1577	End Cap	2	650W x 325D x 750H	£230.80
26BC1578	End Cap	4	650W x 325D x 900H	£259.85
26BC1579	End Cap	6	650W x 325D x 1200H	£274.40
26BC1580	End Cap	8	650W x 325D x 1500H	£303.40
26BC1581	End Cap	10	650W x 325D x 1800H	£332.45

• Grey, Maple, Oak and White options are non-returnable

Carcass colour options:



Edge colours:



5 Library Book Browsers



These book browsers come with 4 top storage compartments and as either a mobile or static option. Manufactured with an 18mm MDF carcass and a choice of carcass and edging colours as shown below.

CODE	DESCRIPTION	SIZE IN MM	PRICE
26LBC1582	Mobile Book Browser	750W x 500D x 400H	£230.80
26LBC1583	Static Book Browser	750W x 500D x 700H	£259.85

• Grey, Maple, Oak and White options are non-returnable

Carcass colour options:



Edge colours:



5 Kinder Boxes



These kinder boxes come with top storage compartments with mobile or static options. Manufactured with an 18mm MDF carcass and a choice of carcass and edging colours as shown below.

CODE	DESCRIPTION	SIZE IN MM	PRICE
26LBC1584	Static Kinder Box	610W x 600D x 425H	£158.25
26LBC1585	Low Mobile Kinder Box	610W x 600D x 300H	£158.25
26LBC1586	Low Mobile Wide Kinder Box	1200W x 600D x 300H	£274.40

26LBC1587	Mobile Kinder Box with Shelf	610W x 600D x 465H	£201.80
26LBC1588	Mobile Kinder Box with Shelf	1200W x 600D x 465H	£312.15

• Grey, Maple, Oak and White options are non-returnable

Carcass colour options:



Edge colours:



5 Mobile Book Trolleys



These mobile book trolleys are an ideal option for additional book storage space and is supplied on castors. All options come with an 18mm MDF carcass and a choice of carcass colours. The book trolleys with shelves come with a choice of edge colours as shown below and the Book Trolleys with trays come complete with shallow Gratnell Trays as standard.

CODE	DESCRIPTION	SIZE IN MM	PRICE
26LBC1589	Book Trolley 2 shelves	900W x 460D x 900H	£245.35
26LBC1590	Book Trolley with Storage Top	900W x 460D x 900H	£288.90

26LBC1591	12 Tray Mobile Book Trolley	690W x 460D x 900H	£327.80
26LBC1592	18 Tray Mobile Book Trolley	1024W x 460D x 900H	£441.60

• Grey, Maple, Oak and White options are non-returnable
• Gratnell Tray colour options shown on page 112

Carcass colour options:



Edge colours for shelf units:





LOCKERS

Wooden Lockers	132
Giorgian Lockers	133
Steel Lockers	134
Premium Lockers	138

5 Wooden Lockers



All lockers come with a solid 18mm MDF carcass, are supplied with a lock to each door and are fitted with fold back safety hinges. The lockers come in 2 depths and a choice of door and carcass colours as shown below.

CODE	DESCRIPTION	OVERALL SIZE IN MM	PRICE
26L1593	Single Door	300W x 350D x 1370H	£245.35
26L1594	Two Door	300W x 350D x 1370H	£274.40
26L1595	Three Door	300W x 350D x 1370H	£303.40
26L1596	Single Door	300W x 450D x 1370H	£267.10
26L1597	Two Door	300W x 450D x 1370H	£288.90
26L1598	Three Door	300W x 450D x 1370H	£332.45

- Special sizes can be made and lockers can be nested, price on request
- Single door lockers come with 1 shelf and 2 coat pegs

Colour options:



5 Wooden Lockers



All lockers come with a solid 18mm MDF carcass, are supplied with a lock to each door and are fitted with fold back safety hinges. The lockers come in a choice of door and carcass colours as shown below.

CODE	DESCRIPTION	OVERALL SIZE IN MM	PRICE
26L1599	Single Door	400W x 400D x 1800H	£303.40
26L1600	Two Door	400W x 400D x 1800H	£332.45
26L1601	Three Door	400W x 400D x 1800H	£376.00
26L1602	Four Door	400W x 400D x 1800H	£405.05

- Single door lockers come with 1 shelf and 2 coat pegs

Colour options:



10 Kubbyclass Lockers



The Kubbyclass lockers are a premium option available in a variety of colours. The lockers are an 18mm MDF thick solid construction with solid 18mm back panels. The single door option comes with a shelf and 2 coat pegs. The hinges allow the doors to open a full 170° for easy access and they come with flush mounted metal handles.

CODE	DESCRIPTION	OVERALL SIZE IN MM	PRICE
26L1603	Single Door	400W x 320D x 1500H	£326.65
26L1604	Two Door	400W x 320D x 1500H	£365.70
26L1605	Three Door	400W x 320D x 1500H	£397.65

- Single door lockers come with 1 shelf and 2 coat pegs

Door colour options:



Carcass options:



10 Giorgian Lockers

The Giorgian lockers come with a 25mm MFC carcass, are supplied with either a pull key lock or a combination lock and are fitted with soft closing hinges. The lockers are available as a 2, 3 or 4 door option and are all supplied with hidden adjustable feet.

CODE	DESCRIPTION	DOORS	OVERALL SIZE IN MM	PRICE
26L1606	Pull Key Lock	2	394W x 430D x 834H	£252.95
26L1607	Pull Key Lock	3	394W x 430D x 1217H	£340.75
26L1608	Pull Key Lock	4	394W x 430D x 1600H	£445.50
26L1609	Combination Lock	2	394W x 430D x 834H	£252.95
26L1610	Combination Lock	3	394W x 430D x 1217H	£340.75
26L1611	Combination Lock	4	394W x 430D x 1600H	£445.50

- Special sizes can be made and lockers can be nested, price on request
- Internal dimensions: 358W x 400D x 355H



Top colours:



10 Giorgian Tall Lockers

The Giorgian tall locker comes with a 25mm MFC carcass, is supplied with either a pull key lock or a combination lock and is fitted with soft closing hinges. The tall locker is available as a 2 tier option only and is supplied with hidden adjustable feet.

CODE	DESCRIPTION	DOORS	OVERALL SIZE IN MM	PRICE
26L1612	Pull Lock	2	394W x 430D x 1600H	£292.25
26L1613	Combination Lock	2	394W x 430D x 1600H	£292.25

- Special sizes can be made and lockers can be nested, price on request
- Internal dimensions: 358W x 400D x 734H



Standard Pull Lock Key

Combination Lock

Top colours:



Engineered to provide a quality, sturdy and robust locker that comes with a durable powder coated finish for a longer-life. All components are manufactured from 0.7mm mild steel with the exception of the doors and frame which are 0.9mm.



Standard Cam Lock

High quality microspring disc lock comes as standard with all lockers unless specified in your order. Supplied with 2 keys.



Hasp & Staple Lock

No cost option allowing easy use of padlock fitting (padlock not supplied). Please request at time of order.



Door Ventilation

All our steel locker doors come with corner ventilation, however we can offer the option for additional ventilation which will add approximately 5% to the price of the locker. Minimum quantities may be required, please contact us for availability and pricing.



Plastic Number Plate

Code: 26ACC1614 Price: £1.50

These will be supplied in numerical order for the number of doors ordered. However if you require a specific number sequence please specify at time of order.



Nesting Bolts

Code: 26ACC1615 Price: £4.25

Supplied in a pack of 25, these can be used to nest your lockers together in a longer run for stability.



Integral Sloping tops

Code: 26ACC1616 Price: £12.50

The optional sloping top prevents the accumulation of rubbish and is available on all standard 1780mm High lockers adding an additional height of 150mm.



Combination Lock

Code: 26ACC1617 Price: £25.25

An effective 4 digit code combination lock with up to 10,000 possible combinations. These locks are re-programmable and a master override key is sold separately.



Combination Lock Master Key

Code: 26ACC1618 Price: £8.25

This key is used to override and re-programme the combination lock.

1 Lockers 300W x 300D

Engineered to provide a quality, sturdy and robust locker that comes with a durable powder coated finish for a longer-life. All components are manufactured from 0.7mm mild steel with the exception of the doors and frame which are 0.9mm.

CODE	DESCRIPTION	OVERALL SIZE IN MM	SINGLE	NEST OF 2	NEST OF 3
26L1619	Single Door	300W x 300D x 1800H	£84.75	£159.50	£234.50
26L1620	Two Door	300W x 300D x 1800H	£110.95	£211.75	£312.75
26L1621	Three Door	300W x 300D x 1800H	£120.25	£230.75	£340.95
26L1622	Four Door	300W x 300D x 1800H	£128.75	£247.25	£365.95
26L1623	Five Door	300W x 300D x 1800H	£137.75	£265.50	£393.25
26L1624	Six Door	300W x 300D x 1800H	£158.75	£307.25	£455.75

- DUE TO FLUCTUATIONS IN STEEL COSTS PRICES MAY BE SUBJECT TO CHANGE
- These items are made to order and non-returnable
- Internal dimensions 236W x 268D
- Top shelf & double coat hook included in single locker
- Double coat hook included per compartment in 2 door locker
- Accessories available, as shown on page 134



Door colour options:



Carcass colour options:



1 Lockers 300W x 380D

Engineered to provide a quality, sturdy and robust locker that comes with a durable powder coated finish for a longer-life. All components are manufactured from 0.7mm mild steel with the exception of the doors and frame which are 0.9mm.

CODE	DESCRIPTION	OVERALL SIZE IN MM	SINGLE	NEST OF 2	NEST OF 3
26L1625	Single Door	300W x 380D x 1800H	£90.95	£169.95	£248.75
26L1626	Two Door	300W x 380D x 1800H	£115.25	£218.50	£321.75
26L1627	Three Door	300W x 380D x 1800H	£126.75	£241.25	£355.75
26L1628	Four Door	300W x 380D x 1800H	£138.75	£265.25	£391.75
26L1629	Five Door	300W x 380D x 1800H	£143.25	£274.25	£405.50
26L1630	Six Door	300W x 380D x 1800H	£160.95	£309.95	£458.75

- DUE TO FLUCTUATIONS IN STEEL COSTS PRICES MAY BE SUBJECT TO CHANGE
- These items are made to order and non-returnable
- Internal dimensions 236W x 348D
- Top shelf & double coat hook included in single locker
- Double coat hook included per compartment in 2 door locker
- Accessories available, as shown on page 134



Door colour options:



Carcass colour options:



1 Lockers 300W x 450D



Engineered to provide a quality, sturdy and robust locker that comes with a durable powder coated finish for a longer-life. All components are manufactured from 0.7mm mild steel with the exception of the doors and frame which are 0.9mm.

CODE	DESCRIPTION	OVERALL SIZE IN MM	SINGLE	NEST OF 2	NEST OF 3
26L1631	Single Door	300W x 450D x 1800H	£101.50	£187.25	£273.25
26L1632	Two Door	300W x 450D x 1800H	£123.75	£232.25	£340.50
26L1633	Three Door	300W x 450D x 1800H	£134.95	£254.50	£373.75
26L1634	Four Door	300W x 450D x 1800H	£144.50	£273.75	£402.75
26L1635	Five Door	300W x 450D x 1800H	£151.25	£286.75	£422.50
26L1636	Six Door	300W x 450D x 1800H	£172.75	£329.95	£487.25

- **DUE TO FLUCTUATIONS IN STEEL COSTS PRICES MAY BE SUBJECT TO CHANGE**
- These items are made to order and non-returnable
- Internal dimensions 236W x 418D
- Top shelf & double coat hook included in single locker
- Double coat hook included per compartment in 2 door locker
- Accessories available, as shown on page 134




MEETS BS 4680:1996
excluding size specification



FIRE ZERO
Tested & Certified



Door colour options:



Carcass colour options:



1 Lockers 380W x 380D



Engineered to provide a quality, sturdy and robust locker that comes with a durable powder coated finish for a longer-life. All components are manufactured from 0.7mm mild steel with the exception of the doors and frame which are 0.9mm.

CODE	DESCRIPTION	OVERALL SIZE IN MM	SINGLE	NEST OF 2
26L1637	Single Door	380W x 380D x 1800H	£101.50	£187.25
26L1638	Two Door	380W x 380D x 1800H	£123.75	£232.25
26L1639	Four Door	380W x 380D x 1800H	£144.50	£273.75
26L1640	Six Door	380W x 380D x 1800H	£172.75	£329.95

- **DUE TO FLUCTUATIONS IN STEEL COSTS PRICES MAY BE SUBJECT TO CHANGE**
- These items are made to order and non-returnable
- Internal dimensions 316W x 348D
- Top shelf & double coat hook included in single locker
- Double coat hook included per compartment in 2 door locker
- Accessories available, as shown on page 134




MEETS BS 4680:1996
excluding size specification



FIRE ZERO
Tested & Certified



Door colour options:



Carcass colour options:



1 Lockers 380W x 450D

Engineered to provide a quality, sturdy and robust locker that comes with a durable powder coated finish for a longer-life. All components are manufactured from 0.7mm mild steel with the exception of the doors and frame which are 0.9mm.

CODE	DESCRIPTION	OVERALL SIZE IN MM	SINGLE	NEST OF 2
26L1641	Single Door	380W x 450D x 1800H	£110.75	£206.25
26L1642	Two Door	380W x 450D x 1800H	£134.75	£253.95
26L1643	Four Door	380W x 450D x 1800H	£156.50	£297.25
26L1644	Six Door	380W x 450D x 1800H	£189.95	£362.95

• DUE TO FLUCTUATIONS IN STEEL COSTS PRICES MAY BE SUBJECT TO CHANGE

- These items are made to order and non-returnable
- Internal dimensions 316W x 418D
- Top shelf & double coat hook included in single locker
- Double coat hook included per compartment in 2 door locker
- Accessories available, as shown on page 134



MEETS BS 4680:1996
excluding size specification



Door colour options:



Carcass colour options:



1 Lockers 450W x 450D

Engineered to provide a quality, sturdy and robust locker that comes with a durable powder coated finish for a longer-life. All components are manufactured from 0.7mm mild steel with the exception of the doors and frame which are 0.9mm.

CODE	DESCRIPTION	OVERALL SIZE IN MM	SINGLE	NEST OF 2
26L1645	Single Door	450W x 450D x 1800H	£120.25	£225.25
26L1646	Two Door	450W x 450D x 1800H	£145.50	£275.75
26L1647	Three Door	450W x 450D x 1800H	£154.75	£293.95
26L1648	Four Door	450W x 450D x 1800H	£168.25	£320.95

• DUE TO FLUCTUATIONS IN STEEL COSTS PRICES MAY BE SUBJECT TO CHANGE

- These items are made to order and non-returnable
- Internal dimensions 386W x 418D
- Top shelf & double coat hook included in single locker
- Double coat hook included per compartment in 2 door locker
- Accessories available, as shown on page 134



MEETS BS 4680:1996
excluding size specification



Door colour options:



Carcass colour options:



7 Premium Indoor Lockers



Designed and engineered to withstand the rigours of high use wet area environments. These lockers are manufactured with an aluminium carcass and 12mm solid grade laminate doors. The heavy duty, self closing hinges are concealed within the extruded aluminium frames for added strength and stability. The lockers are supplied with a cam lock and 2 keys or a hasp and staple lock for wet, humid or dry areas. The lockers are fully assembled and can be nested side by side.

CODE	DESCRIPTION	OVERALL SIZE IN MM	SINGLE
26L1649	Single Door	300W x 462D x 1800H	£406.25
26L1650	Two Door	300W x 462D x 1800H	£460.50
26L1651	Three Door	300W x 462D x 1800H	£533.75
26L1652	Four Door	300W x 462D x 1800H	£592.95
26L1653	Six Door	300W x 462D x 1800H	£781.75

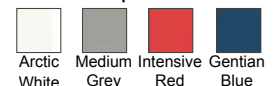
26L1654	Single Door	300W x 512D x 1800H	£425.50
26L1655	Two Door	300W x 512D x 1800H	£485.95
26L1656	Three Door	300W x 512D x 1800H	£534.25
26L1657	Four Door	300W x 512D x 1800H	£613.00
26L1658	Six Door	300W x 512D x 1800H	£798.25

26L1659	Single Door	400W x 462D x 1800H	£448.75
26L1660	Two Door	400W x 462D x 1800H	£506.00
26L1661	Three Door	400W x 462D x 1800H	£592.95
26L1662	Four Door	400W x 462D x 1800H	£649.50
26L1663	Six Door	400W x 462D x 1800H	£866.50

- DUE TO FLUCTUATIONS IN ALUMINIUM COSTS PRICES MAY BE SUBJECT TO CHANGE
- These items are made to order and non-returnable
- Top shelf & double coat hook included in single locker
- Double coat hook included per compartment in 2 door locker



Door colour options:



7 Premium Outdoor Lockers

Designed and engineered to withstand the rigours of high use wet area environments. These lockers are manufactured with an aluminium carcass and 12mm solid grade laminate doors. The heavy duty, self closing hinges are concealed within the extruded aluminium frames for added strength and stability. The lockers are supplied with a cam lock and 2 keys or a hasp and staple lock for wet, humid or dry areas. The lockers are fully assembled and can be nested side by side.

Incorporating the benefits of the indoor locker, the outdoor locker features an additional integral door seal to ensure there is no water ingress into the locker compartment

CODE	DESCRIPTION	OVERALL SIZE IN MM	SINGLE
26L1664	Single Door	300W x 462D x 1800H	£470.00
26L1665	Two Door	300W x 462D x 1800H	£524.25
26L1666	Three Door	300W x 462D x 1800H	£597.50
26L1667	Four Door	300W x 462D x 1800H	£656.75
26L1668	Six Door	300W x 462D x 1800H	£845.50

26L1669	Single Door	300W x 512D x 1800H	£492.75
26L1670	Two Door	300W x 512D x 1800H	£553.25
26L1671	Three Door	300W x 512D x 1800H	£625.50
26L1672	Four Door	300W x 512D x 1800H	£680.50
26L1673	Six Door	300W x 512D x 1800H	£865.75

26L1674	Single Door	400W x 462D x 1800H	£523.75
26L1675	Two Door	400W x 462D x 1800H	£581.25
26L1676	Three Door	400W x 462D x 1800H	£667.95
26L1677	Four Door	400W x 462D x 1800H	£724.50
26L1678	Six Door	400W x 462D x 1800H	£941.50

• DUE TO FLUCTUATIONS IN ALUMINIUM COSTS PRICES MAY BE SUBJECT TO CHANGE

- These items are made to order and non-returnable
- Top shelf & double coat hook included in single locker
- Double coat hook included per compartment in 2 door locker



Integral Door Seals
This seal ensures there is no water ingress into the locker compartment




Other colours available, price on request

Door colour options:



Arctic White Medium Grey Intensive Red Gentian Blue





We can provide the following optional extras for your Premium Indoor and Outdoor lockers including:

- Replacement Cam or Hasp & Staple locks
- Sloping tops
- * Numberplates
- Locker Stands
- Side Panels
- Plinths for stands

Please contact us for further information and a quote.



Heavy duty self-closing hinges engineered to prevent the doors opening across adjacent compartments



Concealed hinge within extruded aluminium frames engineered for added strength and stability



Flush Frame for zero gap when lockers are nested

Single compartment
Double coat hook per compartment.

Two compartment
Fixed top shelf with double coat hook.

Three compartment

Four compartment

Six compartment



CLOAKROOM

Budget Units	142
Budget Benches	142
Hanging Units	143
Benches	143
Wall Hanging Rails	143
Kubbyclass Units	144
Mobile Cloakroom	144
Coat Pegs	144

1 Budget Single Hanging Units



This cloakroom range is an ideal low cost alternative. All frames are constructed from robust 38mm square, thick walled tubing with welded joints for strength and durability. Comes flat packed and basic tools may be required.

CODE	DESCRIPTION	FRAME SIZE IN MM	HOOKS	PRICE
26HU1679	Single sided	1000W x 350D x 1840H	5	£229.75
26HU1680	Single sided	1500W x 350D x 1840H	8	£277.95
26HU1681	Single sided	2000W x 350D x 1840H	10	£392.95

- DUE TO FLUCTUATIONS IN STEEL COSTS THESE PRICES MAY BE SUBJECT TO CHANGE
- These items are made to order and non-returnable
- Silver frame with Beech slats and Grey hooks only
- Bench height 475mm



1 Budget Double Hanging Units



This cloakroom range is an ideal low cost alternative. All frames are constructed from robust 38mm square, thick walled tubing with welded joints for strength and durability. Comes flat packed and basic tools may be required.

CODE	DESCRIPTION	FRAME SIZE IN MM	HOOKS	PRICE
26HU1682	Double sided	1000W x 720D x 1840H	10	£426.75
26HU1683	Double sided	1500W x 720D x 1840H	16	£504.75
26HU1684	Double sided	2000W x 720D x 1840H	20	£710.25

- DUE TO FLUCTUATIONS IN STEEL COSTS THESE PRICES MAY BE SUBJECT TO CHANGE
- These items are made to order and non-returnable
- Silver frame with Beech slats and Grey hooks only
- Bench height 475mm



1 Budget Benches



CODE	DESCRIPTION	SIZE IN MM	PRICE
26B1685	Single Bench	1000W x 305D x 475H	£110.50
26B1686	Single Bench	1200W x 305D x 475H	£124.50
26B1687	Single Bench	1500W x 305D x 475H	£142.50
26B1688	Single Bench	2000W x 305D x 475H	£189.95
26B1689	Double Bench	1000W x 720D x 475H	£198.95
26B1690	Double Bench	1200W x 720D x 475H	£224.00
26B1691	Double Bench	1500W x 720D x 475H	£230.25
26B1692	Double Bench	2000W x 720D x 475H	£342.25

- DUE TO FLUCTUATIONS IN STEEL COSTS THESE PRICES MAY BE SUBJECT TO CHANGE
- These items are made to order and non-returnable
- Silver frame with Beech slats only

BUDGET BENCHES & HANGING UNITS ARE DELIVERED FLAT PACKED INCLUDING ALL NECESSARY FIXINGS. BASIC TOOLS MAY BE REQUIRED

1 Single Hanging Units

Constructed from robust frames with 50mm round, thick wall tubing and fully welded joints for strength and durability. All floor standing cloakroom units come with adjustable feet for ease of installation.


CODE	DESCRIPTION	FRAME SIZE IN MM	HOOKS	PRICE
26HU1693	Single sided	1000W x 375D x 1840H	5	£284.25
26HU1694	Single sided	1500W x 375D x 1840H	8	£343.75
26HU1695	Single sided	2000W x 375D x 1840H	10	£485.75

- Bench height 475mm
- These items are made to order and non-returnable

Frame colours:



Slat options:



Hook options:



Junior and Infant sizes available, please contact us for details.



1 Double Hanging Units

Constructed from robust frames with 50mm round, thick wall tubing and fully welded joints for strength and durability. All floor standing cloakroom units come with adjustable feet for ease of installation.


CODE	DESCRIPTION	FRAME SIZE IN MM	HOOKS	PRICE
26HU1696	Double sided	1000W x 710D x 1840H	10	£527.75
26HU1697	Double sided	1500W x 710D x 1840H	16	£623.75
26HU1698	Double sided	2000W x 710D x 1840H	20	£877.95

- Bench height 475mm
- These items are made to order and non-returnable

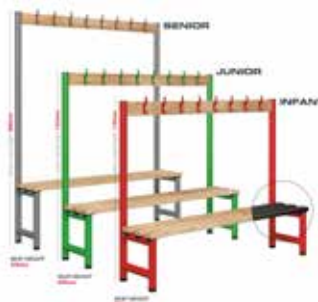
Frame colours:



Slat options:



Hook options:



Junior and Infant sizes available, please contact us for details.



1 Benches

CODE	DESCRIPTION	SIZE IN MM	PRICE
26B1699	Single Bench	1000W x 310D x 475H	£132.00
26B1700	Single Bench	1200W x 310D x 475H	£148.75
26B1701	Single Bench	1500W x 310D x 475H	£170.25
26B1702	Single Bench	2000W x 310D x 475H	£226.95


26B1703	Double Bench	1000W x 710D x 475H	£237.75
26B1704	Double Bench	1200W x 710D x 475H	£267.50
26B1705	Double Bench	1500W x 710D x 475H	£274.95
26B1706	Double Bench	2000W x 710D x 475H	£408.50

- 2 metre length comes with a skid frame only
- These items are made to order and non-returnable

Frame colours:



Slat options:




1 Coat Rails & Hooks

CODE	SIZE IN MM	HOOKS	PRICE
26RL1707	1000W	5	£63.75
26RL1708	1500W	8	£89.25
26RL1709	2000W	10	£113.00

Hook options:



Slat options:



5 Kubbyclass Hanging Units



Colour options:



Carcass options:



Hook options:



Kubbyclass Bench units are constructed with metal legs and frames, and are supplied with 2 floor tubes which can be used for floor fixing. They have solid 18mm MDF seats and rails with bump resistant PVC edges, and tough, durable coat hooks in a choice of colours.

They are supplied with a fitted storage shelf under the bench for shoes and bags. Available in 3 heights as shown below.

CODE	DESCRIPTION	FRAME SIZE IN MM	HOOKS	PRICE
26HU1710	Single Sided	1000W x 340D	10	£384.70
26HU1711	Single Sided	1200W x 340D	12	£448.60
26HU1712	Single Sided	1400W x 340D	14	£506.70
26HU1713	Single Sided	1600W x 340D	16	£564.75
26HU1714	Double Sided	1000W x 600D	20	£544.40
26HU1715	Double Sided	1200W x 600D	24	£608.30
26HU1716	Double Sided	1400W x 600D	28	£666.40
26HU1717	Double Sided	1600W x 600D	32	£724.45
26HU1718	Corner Unit	650W x 340D	8	£419.55

- Three heights available:
- 1100mm (seat height 350mm)
- 1400mm (seat height 380mm)
- 1700mm (seat height 460mm)

5 Cloakroom Stations



Colour options:



Hook options:



The static cloakroom station is single sided, made from 18mm MDF and available in a choice of 5 colours, as shown below. It is supplied with 8 tough, durable coat hooks and bottom storage bays. The mobile cloakroom station is double sided and manufactured as above with 16 coat hooks and 4 castors, 2 of which are locking.

CODE	DESCRIPTION	SIZE IN MM	HOOKS	PRICE
26HU1719	Single Sided	915W x 300D x 1000H	8	£341.15
26HU1720	Single Sided	915W x 300D x 1300H	8	£361.50
26HU1721	Double Sided	915W x 600D x 1000H	16	£390.55
26HU1722	Double Sided	915W x 600D x 1300H	16	£405.05

- Bespoke sizes available, price on request

5 Coat Rails



Colour options:



Hook options:



CODE	DESCRIPTION	SIZE IN MM	HOOKS	PRICE
25RL1723	Coat Rails	1000W x 150H	10	£72.55
25RL1724	Coat Rails	1200W x 150H	12	£85.65
25RL1725	Coat Rails	1400W x 150H	14	£94.35
25RL1726	Coat Rails	1600W x 150H	16	£107.40
25RL1727	Coat Rails	1800W x 150H	18	£121.95
25RL1728	Coat Rails	2000W x 150H	20	£136.45



OFFICE FURNITURE

Desk Screens	146
Floor Screens	148
Part Glazed Screens	149
Mobile Screens	149
Maestro Range	150
Georgian Range	158

5 Desk Mounted Fabric Screens



PLEASE ADD /P FOR PINNABLE OPTION

These desk mounted screens feature a PVC edging and come complete with two silver fixing brackets. They are available pinnable or non pinnable and can be fitted to 18 or 25mm tops.

CODE	DESCRIPTION	SIZE IN MM	NON PINNABLE PRICE	PINNABLE PRICE
26SC1729 /P	Rectangular	800W x 480H	£77.95	£106.25
26SC1730 /P	Rectangular	1000W x 480H	£80.25	£108.50
26SC1731 /P	Rectangular	1200W x 480H	£84.50	£112.50
26SC1732 /P	Rectangular	1400W x 480H	£87.95	£116.00
26SC1733 /P	Rectangular	1600W x 480H	£95.50	£123.75
26SC1734 /P	Rectangular	1800W x 480H	£97.95	£125.95
26SC1735 /P	Rectangular	2000W x 480H	£107.95	£135.95

- 380mm high option available, please specify at time of order
- Grey or Silver PVC edging
- For Cara fabric options see page 264

5 Desk Mounted Fabric Screens



CODE	DESCRIPTION	SIZE IN MM	NON PINNABLE PRICE	PINNABLE PRICE
26SC1736 /P	Curve	800W x 480H	£84.50	£112.50
26SC1737 /P	Curve	1000W x 480H	£89.25	£117.25
26SC1738 /P	Curve	1200W x 480H	£93.75	£121.95
26SC1739 /P	Curve	1400W x 480H	£97.25	£125.50
26SC1740 /P	Curve	1600W x 480H	£102.50	£130.75
26SC1741 /P	Curve	1800W x 480H	£108.50	£136.50
26SC1742 /P	Curve	2000W x 480H	£115.50	£143.50

- 380mm high option available, please specify at time of order
- Grey or Silver PVC edging
- For Cara fabric options see page 264

5 Desk Mounted Fabric Screens



CODE	DESCRIPTION	SIZE IN MM	NON PINNABLE PRICE	PINNABLE PRICE
26SC1743 /P	Arc	800W x 480H	£84.50	£112.50
26SC1744 /P	Arc	1000W x 480H	£89.25	£117.25
26SC1745 /P	Arc	1200W x 480H	£93.75	£121.95
26SC1746 /P	Arc	1400W x 480H	£97.25	£125.50
26SC1747 /P	Arc	1600W x 480H	£102.50	£130.75
26SC1748 /P	Arc	1800W x 480H	£108.50	£136.50
26SC1749 /P	Arc	2000W x 480H	£115.50	£143.50

- 380mm high option available, please specify at time of order
- Grey or Silver PVC edging
- For Cara fabric options see page 264

5 Desk Mounted Fabric Screens



CODE	DESCRIPTION	SIZE IN MM	NON PINNABLE PRICE	PINNABLE PRICE
26SC1750 /P	Wave	800W x 480H	£84.50	£112.50
26SC1751 /P	Wave	1000W x 480H	£89.25	£117.25
26SC1752 /P	Wave	1200W x 480H	£93.75	£121.95
26SC1753 /P	Wave	1400W x 480H	£97.25	£125.50
26SC1754 /P	Wave	1600W x 480H	£102.50	£130.75
26SC1755 /P	Wave	1800W x 480H	£108.50	£136.50
26SC1756 /P	Wave	2000W x 480H	£115.50	£143.50

- 380mm high option available, please specify at time of order
- Grey or Silver PVC edging
- For Cara fabric options see page 264

5 Desk Mounted Fade Screens

The Fade non-pinnable screens are manufactured with a full fabric surround and are designed to enhance both privacy and acoustics in the workplace.

CODE	DESCRIPTION	SIZE IN MM	PRICE
26SC3235	Rectangular	800W x 300H	£90.95
26SC3236	Rectangular	1000W x 300H	£93.25
26SC3237	Rectangular	1200W x 300H	£97.25
26SC3238	Rectangular	1400W x 300H	£100.75
26SC3239	Rectangular	1600W x 300H	£107.95
26SC3240	Rectangular	1800W x 300H	£110.25
26SC3241	Rectangular	2000W x 300H	£120.25
26SC3242	Rectangular	800W x 380H	£90.95
26SC3243	Rectangular	1000W x 380H	£93.25
26SC3244	Rectangular	1200W x 380H	£97.25
26SC3245	Rectangular	1400W x 380H	£100.75
26SC3246	Rectangular	1600W x 380H	£107.95
26SC3247	Rectangular	1800W x 380H	£110.25
26SC3248	Rectangular	2000W x 380H	£120.25
26SC3249	Rectangular	800W x 480H	£90.95
26SC3250	Rectangular	1000W x 480H	£93.25
26SC3251	Rectangular	1200W x 480H	£97.25
26SC3252	Rectangular	1400W x 480H	£100.75
26SC3253	Rectangular	1600W x 480H	£107.95
26SC3254	Rectangular	1800W x 480H	£110.25
26SC3255	Rectangular	2000W x 480H	£120.25

• For Cara fabric options see page 264



5 Desk Mounted Evolution Screens


The Evolution non-pinnable screen features an integrated toolrail and comes with an upholstered centre and a metal surround in a range of finishes as shown below.

CODE	DESCRIPTION	SIZE IN MM	PRICE
26SC3256	Rectangular	1000W x 300H	£101.95
26SC3257	Rectangular	1200W x 300H	£119.50
26SC3258	Rectangular	1400W x 300H	£136.50
26SC3259	Rectangular	1600W x 300H	£154.25
26SC3260	Rectangular	1800W x 300H	£171.25
26SC3261	Rectangular	2000W x 300H	£188.75
26SC3262	Rectangular	1000W x 380H	£113.75
26SC3263	Rectangular	1200W x 380H	£133.75
26SC3264	Rectangular	1400W x 380H	£152.95
26SC3265	Rectangular	1600W x 380H	£172.95
26SC3266	Rectangular	1800W x 380H	£192.25
26SC3267	Rectangular	2000W x 380H	£212.25
26SC3268	Rectangular	1000W x 480H	£128.95
26SC3269	Rectangular	1200W x 480H	£151.25
26SC3270	Rectangular	1400W x 480H	£173.50
26SC3271	Rectangular	1600W x 480H	£196.25
26SC3272	Rectangular	1800W x 480H	£218.50
26SC3273	Rectangular	2000W x 480H	£240.75
26SC3274	Metal Pen Pot		£22.50
26SC3275	Metal A4 Paper Tray		£41.75
26SC3276	Monitor Arm		£162.95
26SC3277	Extended Monitor Arm		£196.25

- Pen Pot and Paper Tray available in Black, White, Silver or Grey
- Monitor Arms available in Silver or White
- These Screens are only suitable on the Apex Benching



Frame colours:



5 Floor Standing Fabric Screens




These floor standing screens are ideal for noise reduction and privacy. Available with a PVC trim to the top and sides and they come with one pair of T feet and 2 height adjustable glides in Dark Grey. Standard screens are 30mm thick, pinnable screens are 40mm thick. Optional linking is available, please see below.

CODE	SIZE IN MM	NON PINNABLE PRICE	PINNABLE PRICE
26SC1776 /P	1200W x 1000H	£123.50	£194.50
26SC1777 /P	1400W x 1000H	£127.50	£207.50
26SC1778 /P	1600W x 1000H	£131.50	£220.75
26SC1779 /P	1800W x 1000H	£164.75	£262.95
26SC1780 /P	1200W x 1200H	£134.95	£217.25
26SC1781 /P	1400W x 1200H	£138.95	£232.00
26SC1782 /P	1600W x 1200H	£144.00	£248.00
26SC1783 /P	1800W x 1200H	£169.25	£284.00
26SC1784 /P	1200W x 1400H	£140.75	£238.95
26SC1785 /P	1400W x 1400H	£152.75	£263.50
26SC1786 /P	1600W x 1400H	£160.75	£284.75
26SC1787 /P	1800W x 1400H	£176.00	£314.95
26SC1788 /P	1200W x 1600H	£141.75	£245.75
26SC1789 /P	1400W x 1600H	£153.75	£270.95
26SC1790 /P	1600W x 1600H	£165.75	£297.75
26SC1791 /P	1800W x 1600H	£178.95	£325.25
26SC1792 /P	1200W x 1800H	£170.95	£285.75
26SC1793 /P	1400W x 1800H	£174.95	£305.25
26SC1794 /P	1600W x 1800H	£178.95	£325.25
26ACC1795	Linking One Side	£11.50	
26ACC1796	Linking Both Sides	£22.95	
26ACC1797	3 Way Link	£14.50	
26ACC1798	4 Way Link	£17.25	

- For Cara fabrics see page 264
- PVC trim: Grey, Black, Silver or White

5 Floor Standing Vinyl Screens



These floor standing screens are ideal for noise reduction and privacy. Available with a PVC trim to the top and sides and they come with one pair of T feet and 2 height adjustable glides in Dark Grey. Standard screens are 30mm thick, pinnable screens are 40mm thick. Optional linking is available, please see panel above.

CODE	SIZE IN MM	NON PINNABLE PRICE	PINNABLE PRICE
26SC1799 /P	1200W x 1000H	£145.75	£216.75
26SC1800 /P	1400W x 1000H	£159.50	£239.50
26SC1801 /P	1600W x 1000H	£172.75	£261.75
26SC1802 /P	1800W x 1000H	£186.95	£285.25
26SC1803 /P	1200W x 1200H	£149.75	£232.00
26SC1804 /P	1400W x 1200H	£163.50	£256.75
26SC1805 /P	1600W x 1200H	£177.75	£281.75
26SC1806 /P	1800W x 1200H	£191.50	£306.50
26SC1807 /P	1200W x 1400H	£156.00	£254.50
26SC1808 /P	1200W x 1600H	£157.25	£261.25
26SC1809 /P	1200W x 1800H	£192.75	£307.50

- For Lexaire Paintbox Vinyl options see page 264

5 Part Glazed Screens

PLEASE ADD /P FOR PINNABLE OPTION

These floor standing screens are ideal for noise reduction and privacy. Available with a PVC trim to the top and sides and they come with one pair of T feet and 2 height adjustable glides in Dark Grey. Standard screens are 30mm thick, pinnable screens are 40mm thick. Optional linking is available.

CODE	SIZE IN MM	NON PINNABLE PRICE	PINNABLE PRICE
26SC1810 /P	1200W x 1000H	£323.50	£394.50
26SC1811 /P	1400W x 1000H	£327.50	£407.50
26SC1812 /P	1600W x 1000H	£331.50	£420.75
26SC1813 /P	1800W x 1000H	£364.75	£462.95
26SC1814 /P	1200W x 1200H	£334.95	£417.25
26SC1815 /P	1400W x 1200H	£338.95	£432.00
26SC1816 /P	1600W x 1200H	£344.00	£448.00
26SC1817 /P	1800W x 1200H	£369.25	£484.00
26SC1818 /P	1200W x 1400H	£340.75	£438.95
26SC1819 /P	1400W x 1400H	£352.75	£463.50
26SC1820 /P	1600W x 1400H	£360.75	£484.75
26SC1821 /P	1800W x 1400H	£376.00	£514.95
26SC1822 /P	1200W x 1600H	£341.75	£445.75
26SC1823 /P	1400W x 1600H	£353.75	£470.95
26SC1824 /P	1600W x 1600H	£365.75	£497.75
26SC1825 /P	1800W x 1600H	£378.95	£525.25
26SC1826 /P	1200W x 1800H	£370.95	£485.75
26SC1827 /P	1400W x 1800H	£374.95	£505.25
26SC1828 /P	1600W x 1800H	£378.95	£525.25
26ACC1829	Linking One Side	£11.50	
26ACC1830	Linking Both Sides	£22.95	
26ACC1831	3 Way Link	£14.50	
26ACC1832	4 Way Link	£17.25	

- For Cara fabrics see page 264
- PVC trim: Grey, Black, Silver or White



5 Mobile Screens

These mobile floor standing screens are supplied with lockable, soft wheel castors. They are upholstered with a layer of CMHR foam in Cara fabric or a vinyl option is available, price on request. They are 32mm thick, supplied with inline linking and a Silver metal surround.

CODE	SIZE IN MM	NON PINNABLE PRICE	PINNABLE PRICE
26SC1833 /P	1200W x 1200H	£294.50	£363.50
26SC1834 /P	1400W x 1200H	£301.25	£379.50
26SC1835 /P	1600W x 1200H	£307.50	£394.50
26SC1836 /P	1800W x 1200H	£337.25	£433.25
26SC1837 /P	1200W x 1600H	£316.00	£402.95
26SC1838 /P	*1400W x 1600H	£330.50	£429.25
26SC1839 /P	*1600W x 1600H	£345.25	£456.00
26SC1840 /P	*1800W x 1600H	£360.00	£482.95
26SC1841 /P	1200W x 1800H	£356.00	£452.00
26SC1842 /P	*1400W x 1800H	£360.75	£470.95
26SC1843 /P	*1600W x 1800H	£366.50	£489.25

- For Cara fabrics see page 264
- For Lexaire Paintbox Vinyl options see page 264, price on request
- * Not available in Vinyl option



10 Maestro Rectangular Desk



The Maestro rectangular desk comes with a fully welded double upright cantilever leg frame ensuring easy movement and space under the desk. Featuring durable 25mm melamine worktops, 3mm PVC edging and cable ports for simple cable management.

CODE	DESCRIPTION	SIZE IN MM	PRICE
26D1844	Rectangular Desk	800W x 800D x 725H	£199.95
26D1845	Rectangular Desk	1000W x 800D x 725H	£207.25
26D1846	Rectangular Desk	1200W x 800D x 725H	£214.25
26D1847	Rectangular Desk	1400W x 800D x 725H	£220.95
26D1848	Rectangular Desk	1600W x 800D x 725H	£228.95
26D1849	Rectangular Desk	1800W x 800D x 725H	£284.25

• Single cable ports on 800 and 1000 wide desks

Colour options:



Frame colours:



10 Maestro Rectangular Desk with Pedestal



The Maestro rectangular desk comes with a fully welded double upright cantilever leg frame ensuring easy movement and space under the desk. Featuring durable 25mm melamine worktops, 3mm PVC edging and cable ports for simple cable management. Available with a 2 or 3 drawer pedestal fitted to the left or right hand side.

CODE	DESCRIPTION	SIZE IN MM	PRICE
26D1850	Desk with 2 Drawer Pedestal	1200W x 800D x 725H	£321.25
26D1851	Desk with 2 Drawer Pedestal	1400W x 800D x 725H	£331.50
26D1852	Desk with 2 Drawer Pedestal	1600W x 800D x 725H	£337.00
26D1853	Desk with 2 Drawer Pedestal	1800W x 800D x 725H	£393.50
26D1854	Desk with 3 Drawer Pedestal	1200W x 800D x 725H	£321.25
26D1855	Desk with 3 Drawer Pedestal	1400W x 800D x 725H	£331.50
26D1856	Desk with 3 Drawer Pedestal	1600W x 800D x 725H	£337.00
26D1857	Desk with 3 Drawer Pedestal	1800W x 800D x 725H	£393.50

Colour options:



Frame colours:



10 Maestro Rectangular Desk with Two Pedestals



The Maestro rectangular desk comes with a fully welded double upright cantilever leg frame ensuring easy movement and space under the desk. Featuring durable 25mm melamine worktops, 3mm PVC edging and cable ports for simple cable management. Available with 2 fixed pedestals in the combinations as shown.

CODE	DESCRIPTION	SIZE IN MM	PRICE
26D1858	2 x 2 Drawer Pedestals	1600W x 800D x 725H	£447.50
26D1859	2 x 2 Drawer Pedestals	1800W x 800D x 725H	£504.50
26D1860	2 x 3 Drawer Pedestals	1600W x 800D x 725H	£447.50
26D1861	2 x 3 Drawer Pedestals	1800W x 800D x 725H	£504.50
26D1862	2 + 3 Drawer Pedestal	1600W x 800D x 725H	£447.50
26D1863	2 + 3 Drawer Pedestal	1800W x 800D x 725H	£504.50

Colour options:



Frame colours:



10 Maestro Wave Desk

The Maestro wave desk comes with a fully welded double upright cantilever leg frame ensuring easy movement and space under the desk. Featuring durable 25mm melamine worktops, 3mm PVC edging and cable ports for simple cable management.



CODE	DESCRIPTION	SIZE IN MM	PRICE
26D1864	Left Hand	1400W x 990D x 800D x 725H	£256.75
26D1865	Right Hand	1400W x 990D x 800D x 725H	£256.75
26D1866	Left Hand	1600W x 990D x 800D x 725H	£269.25
26D1867	Right Hand	1600W x 990D x 800D x 725H	£269.25

Colour options:



Frame colours:



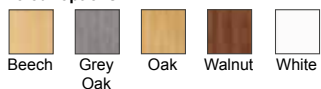
10 Maestro Wave Desk with 2 Drawer Pedestal

The Maestro wave desk comes with a fully welded double upright cantilever leg frame ensuring easy movement and space under the desk. Featuring durable 25mm melamine worktops, 3mm PVC edging and cable ports for simple cable management. Available with a 2 drawer pedestal fitted to the 800 deep end.



CODE	DESCRIPTION	SIZE IN MM	PRICE
26D1868	Left Hand	1400W x 990D x 800D x 725H	£367.25
26D1869	Right Hand	1400W x 990D x 800D x 725H	£367.25
26D1870	Left Hand	1600W x 990D x 800D x 725H	£380.25
26D1871	Right Hand	1600W x 990D x 800D x 725H	£380.25

Colour options:



Frame colours:



10 Maestro Wave Desk with 3 Drawer Pedestal

The Maestro wave desk comes with a fully welded double upright cantilever leg frame ensuring easy movement and space under the desk. Featuring durable 25mm melamine worktops, 3mm PVC edging and cable ports for simple cable management. Available with a 3 drawer pedestal fitted to the 800 deep end.



CODE	DESCRIPTION	SIZE IN MM	PRICE
26D1872	Left Hand	1400W x 990D x 800D x 725H	£367.25
26D1873	Right Hand	1400W x 990D x 800D x 725H	£367.25
26D1874	Left Hand	1600W x 990D x 800D x 725H	£380.25
26D1875	Right Hand	1600W x 990D x 800D x 725H	£380.25

Colour options:



Frame colours:



10 Maestro Crescent Desk



The Maestro Crescent desk comes with a fully welded double upright cantilever leg frame with a full leg return ensuring easy movement and space under the desk. Featuring durable 25mm melamine worktops, 3mm PVC edging and cable ports for simple cable management.

CODE	DESCRIPTION	SIZE IN MM	PRICE
26D1876	Left Hand	1400W x 1200D x 800D x 600W x 725H	£307.95
26D1877	Right Hand	1400W x 1200D x 800D x 600W x 725H	£307.95
26D1878	Left Hand	1600W x 1200D x 800D x 600W x 725H	£331.95
26D1879	Right Hand	1600W x 1200D x 800D x 600W x 725H	£331.95
26D1880	Left Hand	1800W x 1200D x 800D x 600W x 725H	£377.50
26D1881	Right Hand	1800W x 1200D x 800D x 600W x 725H	£377.50

Colour options:



Frame colours:



10 Maestro Crescent Desk with Pedestal



The Maestro Crescent desk comes with a fully welded double upright cantilever leg frame with a full leg return ensuring easy movement and space under the desk. Featuring durable 25mm melamine worktops, 3mm PVC edging and cable ports for simple cable management. Available with a 2 drawer pedestal fitted to the 800 deep end.

CODE	DESCRIPTION	SIZE IN MM	PRICE
26D1882	Left Hand	1600W x 1200D x 800D x 600W x 725H	£443.50
26D1883	Right Hand	1600W x 1200D x 800D x 600W x 725H	£443.50
26D1884	Left Hand	1800W x 1200D x 800D x 600W x 725H	£487.50
26D1885	Right Hand	1800W x 1200D x 800D x 600W x 725H	£487.50

Colour options:



Frame colours:



10 Maestro Crescent Desk with Pedestal



The Maestro Crescent desk comes with a fully welded double upright cantilever leg frame with a full leg return ensuring easy movement and space under the desk. Featuring durable 25mm melamine worktops, 3mm PVC edging and cable ports for simple cable management. Available with a 3 drawer pedestal fitted to the 800 deep end.

CODE	DESCRIPTION	SIZE IN MM	PRICE
26D1886	Left Hand	1600W x 1200D x 800D x 600W x 725H	£443.50
26D1887	Right Hand	1600W x 1200D x 800D x 600W x 725H	£443.50
26D1888	Left Hand	1800W x 1200D x 800D x 600W x 725H	£487.50
26D1889	Right Hand	1800W x 1200D x 800D x 600W x 725H	£487.50

Colour options:



Frame colours:



5 Maestro Pedestals

The Maestro range of pedestals all come with lockable drawers with 2 keys and are supplied with silver handles. The low mobile options come with easy glide castors.

CODE	DESCRIPTION	SIZE IN MM	PRICE
26P1890	2 Drawer Low Mobile	426W x 600D x 567H	£185.00
26P1891	3 Drawer Low Mobile	426W x 600D x 567H	£185.00
26P1892	3 Drawer Narrow Under Desk	300W x 600D x 630H	£263.00
26P1893	3 Drawer Under Desk	426W x 600D x 630H	£272.75
26P1894	3 Drawer Desk High	426W x 600D x 725H	£263.00
26P1895	3 Drawer Desk High 800	426W x 800D x 725H	£288.75

Colour options:



5 Maestro Filing Cabinets

These secure filing cabinets are sleek, modern and practical, designed to accept both A4 files and foolscap suspension files. They come with fully lockable drawers with ball bearing runners and anti-tilt mechanism.

CODE	DESCRIPTION	SIZE IN MM	PRICE
26F1896	2 Drawer	480W x 655D x 730H	£265.50
26F1897	3 Drawer	480W x 655D x 1045H	£292.75
26F1898	4 Drawer	480W x 655D x 1360H	£342.25

- 2 and 3 Drawer filing cabinets not available in Grey Oak
- 537mm deep filing drawer with 35kg drawer capacity

Colour options:



5 Maestro Desk High Storage

The Maestro desk high storage comes with 25mm thick tops for increased strength with 18mm carcass and solid back panel. Supplied with one adjustable shelf and the cupboard option is lockable.

CODE	DESCRIPTION	SIZE IN MM	PRICE
26BC1899	Bookcase	800W x 600D x 725H	£140.75
26CP1900	Cupboard	800W x 600D x 725H	£196.95

Colour options:



5 Maestro Bookcases

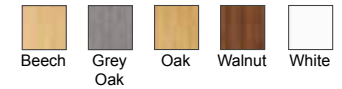


These bookcases come with an 18mm carcass, 25mm thick tops and 470mm deep shelves to easily fit all A4 ring binders and lever arch files. The shelves are adjustable but the 4 and 5 shelf units have a fixed central shelf for stability.

CODE	DESCRIPTION	SIZE IN MM	PRICE
26BC1901	1 Shelf	800W x 470D x 740H	£142.50
26BC1902	2 Shelves	800W x 470D x 1090H	£161.25
26BC1903	3 Shelves	800W x 470D x 1440H	£214.25
26BC1904	4 Shelves	800W x 470D x 1790H	£277.95
26BC1905	5 Shelves	800W x 470D x 2140H	£204.00



Colour options:



5 Maestro 2 Door Cupboards



These cupboards are lockable and come with an 18mm carcass, 25mm thick tops and 470mm deep shelves to easily fit all A4 ring binders and lever arch files. The shelves are adjustable but the 4 and 5 shelf units have a fixed central shelf for stability. Available as a single colour unit or duo colour with a white carcass.

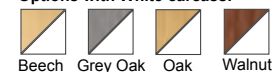
CODE	DESCRIPTION	SIZE IN MM	PRICE
26CP1906	1 Shelf	800W x 470D x 740H	£214.25
26CP1907	2 Shelves	800W x 470D x 1090H	£239.25
26CP1908	3 Shelves	800W x 470D x 1440H	£304.75
26CP1909	4 Shelves	800W x 470D x 1790H	£393.50
26CP1910	5 Shelves	800W x 470D x 2140H	£426.50

Colour options:



CODE	DESCRIPTION	SIZE IN MM	PRICE
26CP1911	1 Shelf	800W x 470D x 740H	£214.25
26CP1912	2 Shelves	800W x 470D x 1090H	£239.25
26CP1913	3 Shelves	800W x 470D x 1440H	£304.75
26CP1914	4 Shelves	800W x 470D x 1790H	£393.50
26CP1915	5 Shelves	800W x 470D x 2140H	£426.50

Options with White carcass:



5 Accessories



Additional shelf available to fit the Maestro bookcases, cupboards and combi units.

CODE	DESCRIPTION	PRICE
26ACC1916	Additional Shelf	£46.25

Colour options:



5 Maestro Open Fronted Combi Units

These combi units are supplied with an 18mm carcass and 25mm thick tops for stability. They come with 470mm deep adjustable shelves but with the central shelf fixed to separate cupboards and tops. The lower cupboard comes with lockable doors and curved handles.

CODE	DESCRIPTION	SIZE IN MM	PRICE
26CP1917	3 Shelves	800W x 470D x 1440H	£277.95
26CP1918	4 Shelves	800W x 470D x 1790H	£339.95
26CP1919	5 Shelves	800W x 470D x 2140H	£381.50

Colour options:



CODE	DESCRIPTION	SIZE IN MM	PRICE
26CP1920	3 Shelves	800W x 470D x 1440H	£277.95
26CP1921	4 Shelves	800W x 470D x 1790H	£339.95
26CP1922	5 Shelves	800W x 470D x 2140H	£381.50

Options with White carcass:



5 Maestro Glass Fronted Combi Units

These combi units are supplied with an 18mm carcass and 25mm thick tops for stability. They come with 470mm deep adjustable shelves but with the central shelf fixed to separate cupboards and tops. The lower cupboard comes with lockable doors and the upper cupboard comes with glass doors and curved handles.

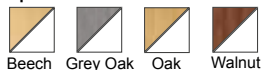
CODE	DESCRIPTION	SIZE IN MM	PRICE
26CP1923	3 Shelves	800W x 470D x 1440H	£393.50
26CP1924	4 Shelves	800W x 470D x 1790H	£466.25
26CP1925	5 Shelves	800W x 470D x 2140H	£507.75

Colour options:



CODE	DESCRIPTION	SIZE IN MM	PRICE
26CP1926	3 Shelves	800W x 470D x 1440H	£393.50
26CP1927	4 Shelves	800W x 470D x 1790H	£466.25
26CP1928	5 Shelves	800W x 470D x 2140H	£507.75

Options with White carcass:



5 Maestro Tambour Units

The Maestro tambour units are supplied with an 18mm carcass and 25mm thick tops for stability. They come with 470mm deep adjustable shelves but with the central shelf fixed for stability. The smooth action single tambour door has an inset handle and lock for security.

CODE	DESCRIPTION	SIZE IN MM	PRICE
26TC1929	2 Shelves	1000W x 475D x 834H	£414.50
26TC1930	5 Shelves	1000W x 475D x 1200H	£577.95

Colour options:




5 Square & Extension Meeting Tables



The Maestro range of meeting tables come with a 25mm top and impact resistant ABS edging, with a stylish flat circular base and cylindrical columns. Supplied in a choice of 4 top colour finishes and 2 base colour options. The square and extension tables can be combined to make a larger boardroom table.

CODE	DESCRIPTION	SIZE IN MM	PRICE
26T1931	Square Table	1000W x 1000D x 725H	£269.95
26T1932	Extension Table	1000W x 1000D x 725H	£291.50

• Available in Walnut, price on request




5 Circular Meeting Tables



The Maestro range of meeting tables come with a 25mm top and impact resistant ABS edging, with a stylish flat circular base and cylindrical columns. Supplied in a choice of 4 top colour finishes and 2 base colour options.

CODE	DESCRIPTION	SIZE IN MM	PRICE
26T1933	Circular Table	1000D x 725H	£348.50
26T1934	Circular Table	1200D x 725H	£386.75

• Available in Walnut, price on request



5 Rectangular Meeting Tables

The Maestro range of meeting tables come with a 25mm top and impact resistant ABS edging, with a stylish flat circular base and cylindrical columns. Supplied in a choice of 4 top colour finishes and 2 base colour options.

CODE	DESCRIPTION	SIZE IN MM	PRICE
26T1935	Rectangular Table	1800W x 1000D x 725H	£515.75
26T1936	Rectangular Table	2000W x 1000D x 725H	£544.25


• Available in Walnut, price on request



Colour options:



Base colours:



5 D End Meeting Tables

The Maestro range of meeting tables come with a 25mm top and impact resistant ABS edging, with a stylish flat circular base and cylindrical columns. Supplied in a choice of 4 top colour finishes and 2 base colour options.

CODE	DESCRIPTION	SIZE IN MM	PRICE
26T1937	D End Table	2400W x 1000D x 725H	£706.50


• Available in Walnut, price on request



Colour options:



Base colours:





10 Georgian Goalpost Desks



The Georgian range of rectangular desks come with 25mm tops, 2mm edging, 2 cable ports, a modesty panel and height levelling feet. The sleek twin frame design is manufactured from 16 gauge steel. The wood finishes are resistant to heat, staining and scratching.

CODE	DESCRIPTION	SIZE IN MM	PRICE
26D1938	Rectangular Desk	1000W x 600D x 740H	£174.25
26D1939	Rectangular Desk	1200W x 600D x 740H	£177.95
26D1940	Rectangular Desk	1400W x 600D x 740H	£184.25
26D1941	Rectangular Desk	1600W x 600D x 740H	£189.95
26D1942	Rectangular Desk	1800W x 600D x 740H	£203.25
26D1943	Rectangular Desk	1000W x 800D x 740H	£176.00
26D1944	Rectangular Desk	1200W x 800D x 740H	£181.75
26D1945	Rectangular Desk	1400W x 800D x 740H	£187.50
26D1946	Rectangular Desk	1600W x 800D x 740H	£192.50
26D1947	Rectangular Desk	1800W x 800D x 740H	£206.95


- 50mm gap between the top and the modesty panel
- Only the 1600 & 1800mm wide desks have a supporting notch in the middle of the modesty panel as shown below
- *Handles not available in Bronze or Anthracite



Top colours:



Frame colours:



10 Giorgian Solo Rectangular Desks

The Giorgian Solo range of desking comes with 25mm tops, 2mm edging, cable ports, a modesty panel and height levelling feet. The sleek twin frame design is manufactured from 16 gauge steel. The wood finishes are resistant to heat, staining and scratching.

CODE	DESCRIPTION	SIZE IN MM	PRICE
26D1948	Rectangular Desk	800W x 600D x 740H	£130.75
26D1949	Rectangular Desk	1000W x 600D x 740H	£130.75
26D1950	Rectangular Desk	1200W x 600D x 740H	£135.00
26D1951	Rectangular Desk	1400W x 600D x 740H	£140.75
26D1952	Rectangular Desk	1600W x 600D x 740H	£146.50
26D1953	Rectangular Desk	1800W x 600D x 740H	£161.50

26D1954	Rectangular Desk	800W x 800D x 740H	£135.00
26D1955	Rectangular Desk	1000W x 800D x 740H	£135.00
26D1956	Rectangular Desk	1200W x 800D x 740H	£139.50
26D1957	Rectangular Desk	1400W x 800D x 740H	£145.25
26D1958	Rectangular Desk	1600W x 800D x 740H	£153.50
26D1959	Rectangular Desk	1800W x 800D x 740H	£167.95

- Black bungs supplied on all frames except Silver
- These desks will not accept fixed pedestals
- *Handles not available in Bronze or Anthracite



Top colours:



White

Frame colours:



White



Silver



Grey



Black



Bronze*



Anthracite*

10 Giorgian Solo Wave Desks

CODE	DESCRIPTION	SIZE IN MM	PRICE
26D1960	Left Hand	1000W x 1000D x 800D x 740H	£158.50
26D1961	Right Hand	1000W x 1000D x 800D x 740H	£158.50
26D1962	Left Hand	1200W x 1000D x 800D x 740H	£162.75
26D1963	Right Hand	1200W x 1000D x 800D x 740H	£162.75
26D1964	Left Hand	1400W x 1000D x 800D x 740H	£173.50
26D1965	Right Hand	1400W x 1000D x 800D x 740H	£173.50
26D1966	Left Hand	1600W x 1000D x 800D x 740H	£198.25
26D1967	Right Hand	1600W x 1000D x 800D x 740H	£198.25
26D1968	Left Hand	1800W x 1000D x 800D x 740H	£213.25
26D1969	Right Hand	1800W x 1000D x 800D x 740H	£213.25

- Black bungs supplied on all frames except Silver
- These desks will not accept fixed pedestals
- *Handles not available in Bronze or Anthracite



Top colours:



White

Frame colours:



White



Silver



Grey



Black



Bronze*



Anthracite*

10 Giorgian Solo Crescent Desks

CODE	DESCRIPTION	SIZE IN MM	PRICE
26D1970	Left Hand	1400W x 1200D x 800D x 600W x 740H	£194.50
26D1971	Right Hand	1400W x 1200D x 800D x 600W x 740H	£194.50
26D1972	Left Hand	1600W x 1200D x 800D x 600W x 740H	£207.75
26D1973	Right Hand	1600W x 1200D x 800D x 600W x 740H	£207.75
26D1974	Left Hand	1800W x 1200D x 800D x 600W x 740H	£223.95
26D1975	Right Hand	1800W x 1200D x 800D x 600W x 740H	£223.95

- Black bungs supplied on all frames except Silver
- These desks will not accept fixed pedestals
- *Handles not available in Bronze or Anthracite
- Other top colours available, price on request



Top colours:



White

Frame colours:



White



Silver



Grey



Black



Bronze*



Anthracite*

10 Georgian Panel End Rectangular Desks



The Georgian range of rectangular desks come with 25mm tops and panel end legs, 2mm edging, cable ports, a modesty panel and height levelling feet. The wood finishes are resistant to heat, staining and scratching.

CODE	DESCRIPTION	SIZE IN MM	PRICE
26D1976	Rectangular Desk	800W x 600D x 740H	£148.95
26D1977	Rectangular Desk	1000W x 600D x 740H	£155.95
26D1978	Rectangular Desk	1200W x 600D x 740H	£163.50
26D1979	Rectangular Desk	1400W x 600D x 740H	£171.75
26D1980	Rectangular Desk	1600W x 600D x 740H	£177.95
26D1981	Rectangular Desk	1800W x 600D x 740H	£187.50
26D1982	Rectangular Desk	2000W x 600D x 740H	£196.95
26D1983	Rectangular Desk	800W x 800D x 740H	£156.50
26D1984	Rectangular Desk	1000W x 800D x 740H	£163.50
26D1985	Rectangular Desk	1200W x 800D x 740H	£172.25
26D1986	Rectangular Desk	1400W x 800D x 740H	£179.95
26D1987	Rectangular Desk	1600W x 800D x 740H	£188.00
26D1988	Rectangular Desk	1800W x 800D x 740H	£196.95
26D1989	Rectangular Desk	2000W x 800D x 740H	£206.50

- Special sizes available on request
- 800W desk comes with single cable port

Top colours:



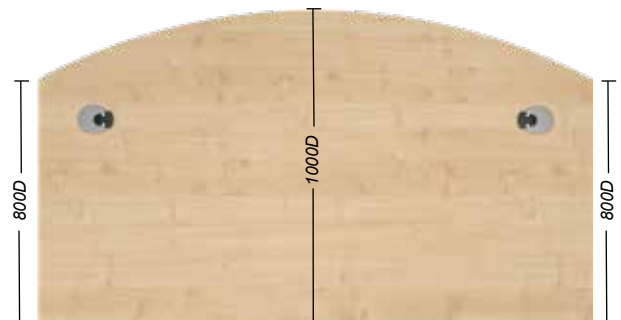
10 Georgian Panel End Bow Front Desks



The Georgian range of rectangular, bow front desks are a stylish option for your office space. They are supplied with 25mm tops and panel end legs, 2mm edging, cable ports, a modesty panel and height levelling feet. The wood finishes are resistant to heat, staining and scratching.

CODE	DESCRIPTION	SIZE IN MM	PRICE
26D1990	Bow Desk	1200W x 800D x 1000D x 800D x 740H	£219.75
26D1991	Bow Desk	1400W x 800D x 1000D x 800D x 740H	£226.50
26D1992	Bow Desk	1600W x 800D x 1000D x 800D x 740H	£235.50
26D1993	Bow Desk	1800W x 800D x 1000D x 800D x 740H	£246.75

- Special sizes available on request



Top colours:



10 Georgian Panel End D End Desks

The Georgian panel end rectangular desks are available with the option of a D End which can be used as a meeting point and can be manufactured on the left or right hand side. They are supplied with 25mm tops and panel end legs, 2mm edging, cable ports, a modesty panel and height levelling feet. The wood finishes are resistant to heat, staining and scratching.

CODE	DESCRIPTION	SIZE IN MM	PRICE
26D1994	Left Hand	2000W x 800D x 740H	£281.95
26D1995	Right Hand	2000W x 800D x 740H	£281.95
26D1996	Left Hand	2200W x 800D x 740H	£297.25
26D1997	Right Hand	2200W x 800D x 740H	£297.25

- Special sizes available on request



Top colours:

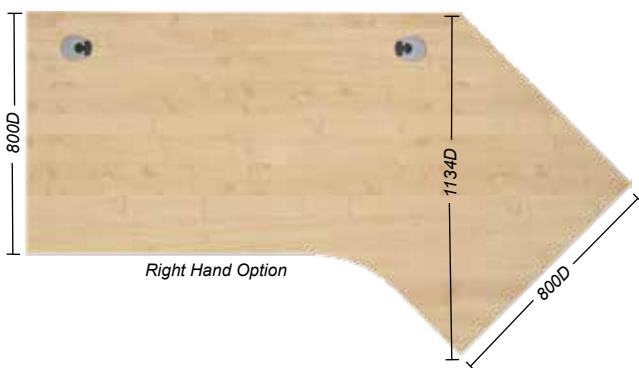


10 Georgian Panel End Angled Desks

The Georgian panel end rectangular desks are available with the option of an Angled End which can be used as a meeting point and can be manufactured on the left or right hand side. They are supplied with 25mm tops and panel end legs, 2mm edging, cable ports, a modesty panel and height levelling feet. The wood finishes are resistant to heat, staining and scratching.

CODE	DESCRIPTION	SIZE IN MM	PRICE
26D1998	Left Hand	2000W x 800D x 1134D x 740H	£317.50
26D1999	Right Hand	2000W x 800D x 1134D x 740H	£317.50
26D2000	Left Hand	2200W x 800D x 1134D x 740H	£332.50
26D2001	Right Hand	2200W x 800D x 1134D x 740H	£332.50


- Special sizes available on request



Top colours:



10 Georgian Panel End Wave Desks




The Georgian range of wave desks come with 25mm tops, 2mm edging, cable ports, a modesty panel and height levelling feet. The wood finishes are resistant to heat, staining and scratching.

CODE	DESCRIPTION	SIZE IN MM	PRICE
26D2002	Left Hand	1000W x 1000D x 800D x 740H	£182.95
26D2003	Right Hand	1000W x 1000D x 800D x 740H	£182.95
26D2004	Left Hand	1200W x 1000D x 800D x 740H	£188.75
26D2005	Right Hand	1200W x 1000D x 800D x 740H	£188.75
26D2006	Left Hand	1400W x 1000D x 800D x 740H	£196.95
26D2007	Right Hand	1400W x 1000D x 800D x 740H	£196.95
26D2008	Left Hand	1600W x 1000D x 800D x 740H	£205.75
26D2009	Right Hand	1600W x 1000D x 800D x 740H	£205.75
26D2010	Left Hand	1800W x 1000D x 800D x 740H	£213.95
26D2011	Right Hand	1800W x 1000D x 800D x 740H	£213.95

Top colours:



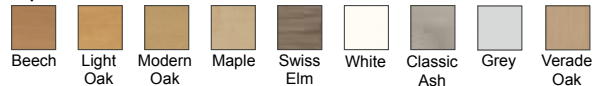
10 Georgian Compact Wave Desks



The Georgian range of compact wave desks are an ideal option when space is at a premium. They come with 25mm tops, 2mm edging, cable ports, a modesty panel and height levelling feet. The wood finishes are resistant to heat, staining and scratching.

CODE	DESCRIPTION	SIZE IN MM	PRICE
26D2012	Left Hand	1000W x 800D x 600D x 740H	£172.95
26D2013	Right Hand	1000W x 800D x 600D x 740H	£172.95
26D2014	Left Hand	1200W x 800D x 600D x 740H	£179.95
26D2015	Right Hand	1200W x 800D x 600D x 740H	£179.95
26D2016	Left Hand	1400W x 800D x 600D x 740H	£187.50
26D2017	Right Hand	1400W x 800D x 600D x 740H	£187.50
26D2018	Left Hand	1600W x 800D x 600D x 740H	£195.75
26D2019	Right Hand	1600W x 800D x 600D x 740H	£195.75
26D2020	Left Hand	1800W x 800D x 600D x 740H	£203.25
26D2021	Right Hand	1800W x 800D x 600D x 740H	£203.25

Top colours:



10 Georgian Double Wave Desks



The Georgian range of double end wave desks have a shaped centre to sit comfortably in and come with 25mm tops, 2mm edging, cable ports, a modesty panel and height levelling feet. The wood finishes are resistant to heat, staining and scratching.

CODE	DESCRIPTION	SIZE IN MM	PRICE
26D2022	Double Wave	1600W x 1000D x 740H	£235.50
26D2023	Double Wave	1800W x 1000D x 740H	£246.75

Top colours:




10 Georgian Panel End J Shaped Crescent Desks

The Georgian range of J shaped crescent desks come with 25mm tops, 2mm edging, cable ports, a modesty panel and height levelling feet. The wood finishes are resistant to heat, staining and scratching.

CODE	DESCRIPTION	SIZE IN MM	PRICE
26D2024	Left Hand	1200W x 1200D x 800D x 600W x 740H	£198.75
26D2025	Right Hand	1200W x 1200D x 800D x 600W x 740H	£198.75
26D2026	Left Hand	1400W x 1200D x 800D x 600W x 740H	£208.25
26D2027	Right Hand	1400W x 1200D x 800D x 600W x 740H	£208.25
26D2028	Left Hand	1600W x 1200D x 800D x 600W x 740H	£219.75
26D2029	Right Hand	1600W x 1200D x 800D x 600W x 740H	£219.75
26D2030	Left Hand	1800W x 1200D x 800D x 600W x 740H	£230.25
26D2031	Right Hand	1800W x 1200D x 800D x 600W x 740H	£230.25
26D2032	Left Hand	2000W x 1200D x 800D x 600W x 740H	£249.95
26D2033	Right Hand	2000W x 1200D x 800D x 600W x 740H	£249.95

Top colours:




10 Georgian J Shaped Compact Crescent Desks

The Georgian range of J shaped compact crescent desks are an ideal option when space is at a premium. They come with 25mm tops, 2mm edging, cable ports, a modesty panel and height levelling feet.

CODE	DESCRIPTION	SIZE IN MM	PRICE
26D2034	Left Hand	1200W x 1200D x 600D x 600W x 740H	£190.50
26D2035	Right Hand	1200W x 1200D x 600D x 600W x 740H	£190.50
26D2036	Left Hand	1400W x 1200D x 600D x 600W x 740H	£199.50
26D2037	Right Hand	1400W x 1200D x 600D x 600W x 740H	£199.50
26D2038	Left Hand	1600W x 1200D x 600D x 600W x 740H	£211.50
26D2039	Right Hand	1600W x 1200D x 600D x 600W x 740H	£211.50
26D2040	Left Hand	1800W x 1200D x 600D x 600W x 740H	£221.50
26D2041	Right Hand	1800W x 1200D x 600D x 600W x 740H	£221.50
26D2042	Left Hand	2000W x 1200D x 600D x 600W x 740H	£239.25
26D2043	Right Hand	2000W x 1200D x 600D x 600W x 740H	£239.25

Top colours:



10 Georgian S Shaped Compact Crescent Desks

The Georgian range of S shaped compact crescent desks are an ideal option when space is at a premium, they have a shaped centre to sit comfortably in and come with 25mm tops, 2mm edging, cable ports, a modesty panel and height levelling feet.

CODE	DESCRIPTION	SIZE IN MM	PRICE
26D2044	Left Hand	1600W x 1000D x 800D x 600W x 740H	£239.25
26D2045	Right Hand	1600W x 1000D x 800D x 600W x 740H	£239.25
26D2046	Left Hand	1800W x 1000D x 800D x 600W x 740H	£249.25
26D2047	Right Hand	1800W x 1000D x 800D x 600W x 740H	£249.25

Top colours:



10 Georgian Cantilever Rectangular Desks



The Georgian range of rectangular desks come with 25mm tops, 2mm edging, cable ports, a modesty panel and height levelling feet. The sleek twin frame design is manufactured from 16 gauge steel. The wood finishes are resistant to heat, staining and scratching.


CODE	DESCRIPTION	SIZE IN MM	PRICE
26D2048	Rectangular Desk	800W x 600D x 740H	£175.50
26D2049	Rectangular Desk	1000W x 600D x 740H	£182.95
26D2050	Rectangular Desk	1200W x 600D x 740H	£192.50
26D2051	Rectangular Desk	1400W x 600D x 740H	£200.75
26D2052	Rectangular Desk	1600W x 600D x 740H	£210.25
26D2053	Rectangular Desk	1800W x 600D x 740H	£220.25
26D2054	Rectangular Desk	2000W x 600D x 740H	£230.25
26D2055	Rectangular Desk	800W x 800D x 740H	£184.25
26D2056	Rectangular Desk	1000W x 800D x 740H	£193.25
26D2057	Rectangular Desk	1200W x 800D x 740H	£201.25
26D2058	Rectangular Desk	1400W x 800D x 740H	£211.50
26D2059	Rectangular Desk	1600W x 800D x 740H	£220.95
26D2060	Rectangular Desk	1800W x 800D x 740H	£232.25
26D2061	Rectangular Desk	2000W x 800D x 740H	£242.95

- Special sizes available on request
- 800W desk comes with single cable port
- *Handles not available in Bronze or Anthracite

Top colours:



Frame colours:



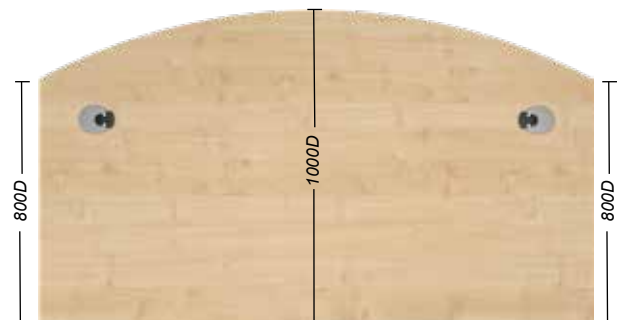
10 Georgian Cantilever Bow Desks



The Georgian range of rectangular, bow front desks are a stylish option for your office space. They are supplied with 25mm tops, 2mm edging, cable ports, a modesty panel and height levelling feet. The sleek twin frame design is manufactured from 16 gauge steel. The wood finishes are resistant to heat, staining and scratching.

CODE	DESCRIPTION	SIZE IN MM	PRICE
26D2062	Bow Desk	1200W x 800D x 1000D x 800D x 740H	£258.75
26D2063	Bow Desk	1400W x 800D x 1000D x 800D x 740H	£266.95
26D2064	Bow Desk	1600W x 800D x 1000D x 800D x 740H	£276.95
26D2065	Bow Desk	1800W x 800D x 1000D x 800D x 740H	£290.25


- Special sizes available on request
- *Handles not available in Bronze or Anthracite



Top colours:



Frame colours:



10 Georgian Cantilever D End Desks


The Georgian panel end rectangular desks are available with the option of a D End which can be used as a meeting point and can be manufactured on the left or right hand side. They are supplied with 25mm tops and panel end legs, 2mm edging, cable ports, a modesty panel and height levelling feet. The sleek twin frame design is manufactured from 16 gauge steel. The wood finishes are resistant to heat, staining and scratching.

CODE	DESCRIPTION	SIZE IN MM	PRICE
26D2066	Left Hand	2000W x 800D x 740H	£332.50
26D2067	Right Hand	2000W x 800D x 740H	£332.50
26D2068	Left Hand	2200W x 800D x 740H	£349.50
26D2069	Right Hand	2200W x 800D x 740H	£349.50


- Special sizes available on request
- *Handles not available in Bronze or Anthracite



Top colours:



Frame colours:

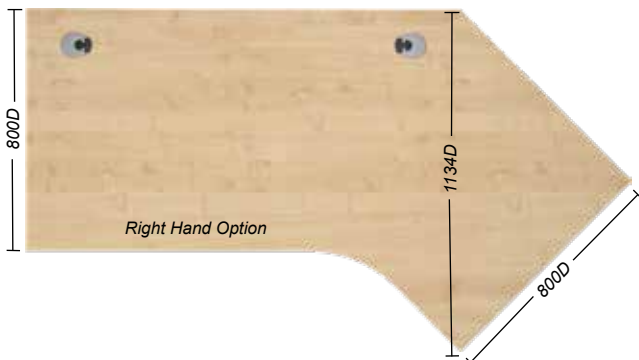


10 Georgian Cantilever Angled Desks

The Georgian panel end rectangular desks are available with the option of an Angled End which can be used as a meeting point and can be manufactured on the left or right hand side. They are supplied with 25mm tops and panel end legs, 2mm edging, cable ports, a modesty panel and height levelling feet. The sleek twin frame design is made from 16 gauge steel. The wood finishes are resistant to heat, staining and scratching.

CODE	DESCRIPTION	SIZE IN MM	PRICE
26D2070	Left Hand	2000W x 800D x 1134D x 740H	£372.95
26D2071	Right Hand	2000W x 800D x 1134D x 740H	£372.95
26D2072	Left Hand	2200W x 800D x 1134D x 740H	£389.95
26D2073	Right Hand	2200W x 800D x 1134D x 740H	£389.95


- Special sizes available on request
- *Handles not available in Bronze or Anthracite



Top colours:



Frame colours:



10 Georgian Cantilever Wave Desks



The Georgian wave desks come with 25mm tops, 2mm edging, cable ports, a modesty panel and height levelling feet. The sleek twin frame design is made from 16 gauge steel.


CODE	DESCRIPTION	SIZE IN MM	PRICE
26D2074	Left Hand	1000W x 1000D x 800D x 740H	£214.50
26D2075	Right Hand	1000W x 1000D x 800D x 740H	£214.50
26D2076	Left Hand	1200W x 1000D x 800D x 740H	£222.75
26D2077	Right Hand	1200W x 1000D x 800D x 740H	£222.75
26D2078	Left Hand	1400W x 1000D x 800D x 740H	£232.25
26D2079	Right Hand	1400W x 1000D x 800D x 740H	£232.25
26D2080	Left Hand	1600W x 1000D x 800D x 740H	£241.75
26D2081	Right Hand	1600W x 1000D x 800D x 740H	£241.75
26D2082	Left Hand	1800W x 1000D x 800D x 740H	£251.75
26D2083	Right Hand	1800W x 1000D x 800D x 740H	£251.75

*Handles not available in Bronze or Anthracite

Top colours:



Frame colours:



10 Georgian Cantilever Compact Wave Desks



The Georgian compact wave desks are an ideal option when space is at a premium. They come with 25mm tops, 2mm edging, cable ports, a modesty panel and height levelling feet. The sleek twin frame design is made from 16 gauge steel.


CODE	DESCRIPTION	SIZE IN MM	PRICE
26D2084	Left Hand	1000W x 800D x 600D x 740H	£202.50
26D2085	Right Hand	1000W x 800D x 600D x 740H	£202.50
26D2086	Left Hand	1200W x 800D x 600D x 740H	£211.50
26D2087	Right Hand	1200W x 800D x 600D x 740H	£211.50
26D2088	Left Hand	1400W x 800D x 600D x 740H	£220.50
26D2089	Right Hand	1400W x 800D x 600D x 740H	£220.50
26D2090	Left Hand	1600W x 800D x 600D x 740H	£229.00
26D2091	Right Hand	1600W x 800D x 600D x 740H	£229.00
26D2092	Left Hand	1800W x 800D x 600D x 740H	£240.50
26D2093	Right Hand	1800W x 800D x 600D x 740H	£240.50

*Handles not available in Bronze or Anthracite

Top colours:



Frame colours:



10 Georgian Cantilever Double Wave Desks



The Georgian range of double end wave desks have a shaped centre to sit comfortably in and come with 25mm tops, 2mm edging, cable ports, a modesty panel and height levelling feet. The sleek twin frame design is made from 16 gauge steel and the wood finishes are resistant to heat, staining and scratching.


CODE	DESCRIPTION	SIZE IN MM	PRICE
26D2094	Double Wave	1600W x 1000D x 740H	£276.95
26D2095	Double Wave	1800W x 1000D x 740H	£290.25

*Handles not available in Bronze or Anthracite

Top colours:



Frame colours:



10 Georgian Cantilever J Shaped Crescent Desks

The Georgian J shaped crescent desks come with 25mm tops, 2mm edging, cable ports, a modesty panel and height levelling feet. The sleek twin frame design is made from 16 gauge steel.


CODE	DESCRIPTION	SIZE IN MM	PRICE
26D2096	Left Hand	1200W x 1200D x 800D x 600W x 740H	£234.25
26D2097	Right Hand	1200W x 1200D x 800D x 600W x 740H	£234.25
26D2098	Left Hand	1400W x 1200D x 800D x 600W x 740H	£244.25
26D2099	Right Hand	1400W x 1200D x 800D x 600W x 740H	£244.25
26D2100	Left Hand	1600W x 1200D x 800D x 600W x 740H	£258.75
26D2101	Right Hand	1600W x 1200D x 800D x 600W x 740H	£258.75
26D2102	Left Hand	1800W x 1200D x 800D x 600W x 740H	£271.95
26D2103	Right Hand	1800W x 1200D x 800D x 600W x 740H	£271.95
26D2104	Left Hand	2000W x 1200D x 800D x 600W x 740H	£293.95
26D2105	Right Hand	2000W x 1200D x 800D x 600W x 740H	£293.95

*Handles not available in Bronze or Anthracite

Top colours:



Frame colours:



10 Georgian J Shaped Compact Crescent Desks

The Georgian J shaped compact crescent desks come with 25mm tops, 2mm edging, cable ports, a modesty panel and height levelling feet. The sleek twin frame design is made from 16 gauge steel.



CODE	DESCRIPTION	SIZE IN MM	PRICE
26D2106	Left Hand	1200W x 1200D x 600D x 600W x 740H	£224.75
26D2107	Right Hand	1200W x 1200D x 600D x 600W x 740H	£224.75
26D2108	Left Hand	1400W x 1200D x 600D x 600W x 740H	£234.75
26D2109	Right Hand	1400W x 1200D x 600D x 600W x 740H	£234.75
26D2110	Left Hand	1600W x 1200D x 600D x 600W x 740H	£248.75
26D2111	Right Hand	1600W x 1200D x 600D x 600W x 740H	£248.75
26D2112	Left Hand	1800W x 1200D x 600D x 600W x 740H	£260.75
26D2113	Right Hand	1800W x 1200D x 600D x 600W x 740H	£260.75
26D2114	Left Hand	2000W x 1200D x 600D x 600W x 740H	£281.50
26D2115	Right Hand	2000W x 1200D x 600D x 600W x 740H	£281.50

*Handles not available in Bronze or Anthracite

Top colours:



Frame colours:



10 Georgian S Shaped Compact Crescent Desks

The Georgian S shaped compact crescent desks are an ideal option when space is at a premium. They come with 25mm tops, 2mm edging, cable ports, a modesty panel and height levelling feet. The sleek twin frame design is made from 16 gauge steel and the wood finishes are resistant to heat, staining and scratching.


CODE	DESCRIPTION	SIZE IN MM	PRICE
26D2116	Left Hand	1600W x 1000D x 800D x 600W x 740H	£281.50
26D2117	Right Hand	1600W x 1000D x 800D x 600W x 740H	£281.50
26D2118	Left Hand	1800W x 1000D x 800D x 600W x 740H	£293.50
26D2119	Right Hand	1800W x 1000D x 800D x 600W x 740H	£293.50

*Handles not available in Bronze or Anthracite

Top colours:



Frame colours:



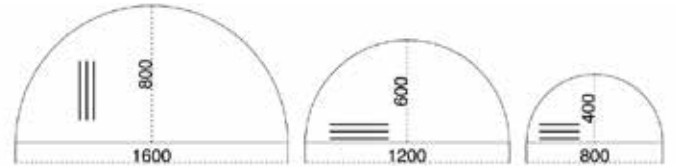
10 Georgian Radial Extension Desks




The Georgian radial extension desks come with a 25mm top, 2mm edging and 60mm tubular legs. Available in 3 sizes to fit on the end of either single or back-to-back desks.

CODE	DESCRIPTION	SIZE IN MM	PRICE
26D2120	800 End	800W x 400D x 740H	£129.50
26D2121	1200 End	1200W x 600D x 740H	£154.75
26D2122	1600 End	1600W x 800D x 740H	£166.75


• *Handles not available in Bronze or Anthracite



Top colours:



Frame colours:



10 Georgian Extension Meeting Desks



The Georgian extension meeting desks come with a 25mm top, 2mm edging and 60mm tubular legs. They are fitted to the end of either an 800 or 600 deep desk for use as a meeting point when space is at a premium.


CODE	DESCRIPTION	SIZE IN MM	PRICE
26D2123	Tubular Leg - Left Hand	1600W x 945D x 740H	£255.50
26D2124	Tubular Leg - Right Hand	1600W x 945D x 740H	£255.50
26D2125	Trumpet Leg - Left Hand	1600W x 945D x 740H	£374.25
26D2126	Trumpet Leg - Right Hand	1600W x 945D x 740H	£374.25

• Left Hand option shown
• *Handles not available in Bronze or Anthracite

Top colours:



Frame colours:



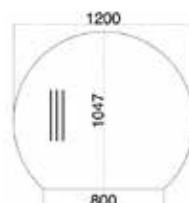
10 Georgian Circular Extension Desks



The Georgian circular extension desk comes with a 25mm top, 2mm edging and the choice of 60mm tubular legs or a trumpet base. Ideal to fit at the end of an 800 deep desk to use as a meeting point.

CODE	DESCRIPTION	SIZE IN MM	PRICE
26D2127	Tubular Legs	1200W x 1047D x 800W x 740H	£243.50
26D2128	Trumpet Base	1200W x 1047D x 800W x 740H	£368.50

• *Handles not available in Bronze or Anthracite



Top colours:



Frame colours:



10 Georgian Fixed Pedestals

The Georgian fixed pedestals fit on 600 or 800 deep desks.

CODE	DESCRIPTION	SIZE IN MM	PRICE
26P2129	2 Drawer Fixed 600D	426W x 520D x 505H	£106.00
26P2130	3 Drawer Fixed 600D	426W x 520D x 505H	£106.00
26P2131	2 Drawer Fixed 800D	426W x 577D x 505H	£106.00
26P2132	3 Drawer Fixed 800D	426W x 577D x 505H	£106.00



Top colours:




10 Georgian Mobile Pedestals

The Georgian range of pedestals come with a 25mm top. The wood finishes are resistant to heat, staining and scratching. They are supplied with Silver handles as standard.

CODE	DESCRIPTION	SIZE IN MM	PRICE
26P2133	2 Drawer Low Mobile	438W x 605D x 595H	£138.25
26P2134	3 Drawer Low Mobile	438W x 605D x 595H	£138.25
26P2135	2 Drawer Mobile Shallow	438W x 514D x 635H	£164.00
26P2136	3 Drawer Mobile Shallow	438W x 514D x 635H	£164.00
26P2137	4 Drawer Mobile Shallow	438W x 514D x 635H	£164.00
26P2138	2 Drawer Mobile Under Desk	438W x 550D x 635H	£164.00
26P2139	3 Drawer Mobile Under Desk	438W x 550D x 635H	£164.00
26P2140	4 Drawer Mobile Under Desk	438W x 550D x 635H	£164.00
26P2141	2 Drawer Desk High	438W x 600D x 740H	£164.00
26P2142	3 Drawer Desk High	438W x 600D x 740H	£164.00
26P2143	4 Drawer Desk High	438W x 600D x 740H	£164.00
26P2144	2 Drawer Desk High 800	438W x 800D x 740H	£188.75
26P2145	3 Drawer Desk High 800	438W x 800D x 740H	£188.75
26P2146	4 Drawer Desk High 800	438W x 800D x 740H	£188.75

- Suspension files hook front to back in the filing drawers
- The Mobile shallow pedestals are not deep enough to take suspension files in the filer drawers

Top colours:



10 Georgian Narrow Pedestals

The Georgian range of narrow pedestals come with a 25mm top. The wood finishes are resistant to heat, staining and scratching.

CODE	DESCRIPTION	SIZE IN MM	PRICE
26P2147	2 Drawer Narrow Mobile Shallow	310W x 514D x 635H	£159.75
26P2148	3 Drawer Narrow Mobile Shallow	310W x 514D x 635H	£159.75
26P2149	4 Drawer Narrow Mobile Shallow	310W x 514D x 635H	£159.75
26P2150	2 Drawer Narrow Mobile Under Desk	310W x 550D x 635H	£159.75
26P2151	3 Drawer Narrow Mobile Under Desk	310W x 550D x 635H	£159.75
26P2152	4 Drawer Narrow Mobile Under Desk	310W x 550D x 635H	£159.75
26P2153	2 Drawer Narrow Desk High	310W x 600D x 740H	£159.75
26P2154	3 Drawer Narrow Desk High	310W x 600D x 740H	£159.75
26P2155	4 Drawer Narrow Desk High	310W x 600D x 740H	£159.75
26P2156	2 Drawer Narrow Desk High 800	310W x 800D x 740H	£182.95
26P2157	3 Drawer Narrow Desk High 800	310W x 800D x 740H	£182.95
26P2158	4 Drawer Narrow Desk High 800	310W x 800D x 740H	£182.95



Top colours:



10 Georgian Bookcases



The Georgian open bookcases come with a 25mm top, base and adjustable shelves with 18mm sides and back.


CODE	DESCRIPTION	SIZE IN MM	PRICE
26BC2159	*1 Shelf/2 rows of filing	800W x 410D x 740H	£117.50
26BC2160	2 Shelves	800W x 410D x 1000H	£123.75
26BC2161	2 Shelves	800W x 410D x 1200H	£140.75
26BC2162	3 Shelves	800W x 410D x 1600H	£195.75
26BC2163	3 Shelves	800W x 410D x 1800H	£210.75
26BC2164	4 Shelves	800W x 410D x 2000H	£232.75

26BC2165	1 Shelf/2 rows of filing	1000W x 410D x 740H*	£141.95
26BC2166	2 Shelves	1000W x 410D x 1000H	£147.00
26BC2167	2 Shelves	1000W x 410D x 1200H	£169.25
26BC2168	3 Shelves	1000W x 410D x 1600H	£227.75
26BC2169	3 Shelves	1000W x 410D x 1800H	£249.95
26BC2170	4 Shelves	1000W x 410D x 2000H	£271.95

- *This option holds 2 rows of lever arch files
- Now supplied with flush base and adjustable feet



Top colours:



10 Georgian 2 Door Cupboards



The Georgian double door cupboards come with a 25mm top, base and adjustable shelves with 18mm sides and back. Silver handles are supplied as standard.

CODE	DESCRIPTION	SIZE IN MM	PRICE
26CP2171	*1 Shelf/2 rows of filing	800W x 410D x 740H	£186.75
26CP2172	2 Shelves	800W x 410D x 1000H	£216.50
26CP2173	2 Shelves	800W x 410D x 1200H	£240.95
26CP2174	3 Shelves	800W x 410D x 1600H	£292.25
26CP2175	3 Shelves	800W x 410D x 1800H	£317.95
26CP2176	4 Shelves	800W x 410D x 2000H	£341.95

26CP2177	1 Shelf/2 rows of filing	1000W x 410D x 740H*	£211.95
26CP2178	2 Shelves	1000W x 410D x 1000H	£242.25
26CP2179	2 Shelves	1000W x 410D x 1200H	£273.75
26CP2180	3 Shelves	1000W x 410D x 1600H	£334.95
26CP2181	3 Shelves	1000W x 410D x 1800H	£365.95
26CP2182	4 Shelves	1000W x 410D x 2000H	£396.25

- *This option holds 2 rows of lever arch files
- Now supplied with flush base and adjustable feet



Top colours:



10 Georgian Systems Storage Cupboard

The Georgian systems storage cupboards come with a 25mm top, base and 18mm sides and back. Silver handles are supplied as standard and they are supplied with a lock and 2 keys as standard. Available with a range of internal accessories as shown below.

CODE	DESCRIPTION	SIZE IN MM	PRICE
26CP2183	Supplied Empty	955W x 580D x 740H	£258.75
26CP2184	Supplied Empty	955W x 580D x 1000H	£289.75
26CP2185	Supplied Empty	955W x 580D x 1200H	£326.75
26CP2186	Supplied Empty	955W x 580D x 1600H	£367.25
26CP2187	Supplied Empty	955W x 580D x 1800H	£419.50
26CP2188	Supplied Empty	955W x 580D x 2000H	£463.00



Top colours:



Door colours:




10 Georgian Tambour Cupboards

The Georgian side opening tambour cupboard is supplied empty but comes with a range of accessories as shown below. The cupboard has a 25mm top and the doors come in Silver as standard but White or Graphite are also available.

CODE	DESCRIPTION	SIZE IN MM	PRICE
26CP2189	Supplied Empty	1100W x 531D x 740H	£391.25
26CP2190	Supplied Empty	1100W x 531D x 1000H	£440.50
26CP2191	Supplied Empty	1100W x 531D x 1200H	£493.50
26CP2192	Supplied Empty	1100W x 531D x 1600H	£541.95
26CP2193	Supplied Empty	1100W x 531D x 1800H	£591.75
26CP2194	Supplied Empty	1100W x 531D x 2000H	£639.00



Top colours:



Door colours:



10 Georgian Storage Internals

These storage internals are suitable for the above Systems Storage cupboards and Tambour cupboards.

CODE	DESCRIPTION	PRICE
26ACC2195	Metal Shelf	£29.75
26ACC2196	Wooden Shelf	£40.50
26ACC2197	Slotted Shelf	£41.00
26ACC2198	Shelf Dividers - pack of 5	£41.00
26ACC2199	Wardrobe Shelf Rail	£54.25
26ACC2200	Lateral A4 Filing Rail	£37.25
26ACC2201	Roll Out Filing Frame	£118.75

• Roll Out Filing Frame can be used for 1 row of fooscap filing, 2 rows of A4 or a mixture of both



10 Georgian Corner Units




These desk high, open bookcase corner units come with 2 rows for A4 filing.

CODE	DESCRIPTION	SIZE IN MM	PRICE
26BC2202	Open Bookcase	600W x 600D x 740H	£276.95
26BC2203	Open Bookcase	800W x 800D x 740H	£296.50



Top colours:



10 Georgian Tambour Cupboard




These desk high corner units come with 2 rows for A4 filing, and Silver lockable doors.

CODE	DESCRIPTION	SIZE IN MM	PRICE
26TC2204	Tambour	800W x 800D x 740H	£532.50



Top colours:



Door colours:



10 Georgian Tambour Cupboard



This desk high tambour cupboard comes with 1 adjustable shelf and Silver lockable doors as standard.

CODE	DESCRIPTION	SIZE IN MM	PRICE
26TC2205	1 Shelf	800W x 600D x 740H	£490.75

Top colours:



Door colours:



10 Georgian Wooden Filing Cabinets

The Georgian filing cabinet comes with a 25mm top The wood finishes are resistant to heat, staining and scratching and they are supplied with Silver handles as standard.

CODE	DESCRIPTION	SIZE IN MM	PRICE
26F2206	2 Drawer	484W x 658D x 740H	£228.50
26F2207	3 Drawer	484W x 658D x 1048H	£280.75
26F2208	4 Drawer	484W x 658D x 1360H	£334.50

- Suspension files hook Left to Right in the filing cabinets



Top colours:



10 Georgian 2 Drawer Desk High Side Filer

The desk high side filer is a lockable unit with weights placed in the base for stability. This unit is suitable for standard foolscap filing and comes with an 25mm top in a range of colours. Silver handles are supplied as standard.

CODE	DESCRIPTION	SIZE IN MM	PRICE
26F2209	2 Drawer Side Filer	800W x 600D x 740H	£546.25



Top colours:



10 Georgian Metal Pedestals

The Georgian metal pedestals come with a choice of a square or curved front. All options come with 3 drawers, one of which can be used for filing, and a pen tray included in the top drawer.

CODE	DESCRIPTION	SIZE IN MM	PRICE
26P2210	Square Narrow 3 Drawers: 2 x Personal, 1 x Filing	300W x 500D x 600H	£123.00
26P2211	Square 3 Drawers: 2 x Personal, 1 x Filing	400W x 500D x 600H	£129.50

- Personal drawers have a capacity of 20kg
- Filing drawers have a capacity of 40kg



Colour options:



10 Georgian Base Units




The Georgian desk high cupboards are supplied with 25mm tops, one adjustable shelf, a lock with 2 keys and have height levelling feet. The 1200W option comes with a central division.

CODE	DESCRIPTION	SIZE IN MM	PRICE
26CP2212	1 Shelf	800W x 600D x 740H	£267.50
26CP2213	1 Shelf	1000W x 600D x 740H	£290.25
26CP2214	*1 Shelf	1200W x 600D x 740H	£325.50

- These units will not accept 2 rows of A4 Box files
- *Cupboard has a central division

Top colours:



10 Georgian Sliding Door Units



The sliding door units all come with one adjustable shelf, are lockable and come with Silver handles as standard.

CODE	DESCRIPTION	SIZE IN MM	PRICE
26CP2215	1 Shelf	800W x 600D x 740H	£330.75
26CP2216	1 Shelf	1000W x 600D x 740H	£378.50
26CP2217	*1 Shelf	1200W x 600D x 740H	£418.95
26CP2218	*1 Shelf	1600W x 600D x 740H	£516.75

- These units will not accept 2 rows of A4 Box files
- *Cupboard has a central division

Top colours:



10 Georgian Sideboard Shelf Units



The sideboard shelf units come with one adjustable shelf within the cupboard and two adjustable shelves in the open unit. Silver handles are supplied as standard.

CODE	DESCRIPTION	SIZE IN MM	PRICE
26CP2219	1 Shelf/2 Shelves	1200W x 600D x 740H	£372.95

Top colours:



10 Georgian Sideboard Shelf Units

The sideboard shelf units come with one adjustable shelf within the cupboard and two adjustable shelves in the open unit. Silver handles are supplied as standard.

CODE	DESCRIPTION	SIZE IN MM	PRICE
26CP2220	1 Shelf/2 Shelves	1600W x 600D x 740H	£601.75



Top colours:



10 Georgian Sideboard Drawer Units

The sideboard drawer units come with the option of two, three or four drawers and the cupboard comes with one adjustable shelf. Silver handles are supplied as standard.

CODE	DESCRIPTION	SIZE IN MM	PRICE
26CP2221	2 Drawer	1200W x 600D x 740H	£480.75
26CP2222	3 Drawer	1200W x 600D x 740H	£480.75
26CP2223	4 Drawer	1200W x 600D x 740H	£480.75

• Left Hand drawer option available on request



Top colours:



10 Georgian Sideboard Drawer Units

The sideboard drawer units come with one adjustable shelf within the cupboards and a choice of a two, three or four drawer unit. Silver handles are supplied as standard.

CODE	DESCRIPTION	SIZE IN MM	PRICE
26CP2224	2 Drawer	1600W x 600D x 740H	£707.75
26CP2225	3 Drawer	1600W x 600D x 740H	£707.75
26CP2226	4 Drawer	1600W x 600D x 740H	£707.75



Top colours:



Georgian Conference Tables

Please use the chart below as a guideline when choosing the size of your conference table. Please note that this may vary depending on the dimensions of the chairs you choose. Contact us if you require assistance before ordering.

Rectangular Conference Tables - Page 177 - 181



2000W



2400W



2600W



2800W



3000W



3200W



3400W



3600W



3800W



4000W

D End Conference Tables - Page 182 - 183



2000W



2400W



2600W



2800W



3000W



3200W



3400W



3600W



3800W



4000W

Oval Conference Tables - Page 184 - 185



2000W



2400W



2600W



2800W



3000W



3200W



3400W



3600W



3800W



4000W

Boat Conference Tables - Page 186 - 187



2000W



2400W



2600W



2800W



3000W



3200W



3400W



3600W



3800W



4000W



10 Apex Rectangular Meeting Tables

The Georgian Apex tables come with 25mm tops, 2mm edging and height levelling feet. The wood finishes are resistant to heat, staining and scratching. The goalpost frames are 50mm square and are supplied with 4 support beams under the table top.

CODE	SIZE IN MM	PRICE
26T2227	2000W x 1000D x 740H	£316.25
26T2228	2400W x 1000D x 740H	£475.75
26T2229	2600W x 1000D x 740H	£490.25
26T2230	*2800W x 1000D x 740H	£504.75
26T2231	*3000W x 1000D x 740H	£518.50
26T2232	*3200W x 1000D x 740H	£550.75
26T2233	*3400W x 1000D x 740H	£565.95
26T2234	*3600W x 1000D x 740H	£581.75
26T2235	*3800W x 1000D x 740H	£616.50
26T2236	*4000W x 1000D x 740H	£650.50

CODE	SIZE IN MM	PRICE
26T2247	2000W x 1400D x 740H	£336.25
26T2248	2400W x 1400D x 740H	£524.95
26T2249	2600W x 1400D x 740H	£534.95
26T2250	*2800W x 1400D x 740H	£554.50
26T2251	*3000W x 1400D x 740H	£560.75
26T2252	*3200W x 1400D x 740H	£568.50
26T2253	*3400W x 1400D x 740H	£582.95
26T2254	*3600W x 1400D x 740H	£598.00
26T2255	*3800W x 1400D x 740H	£640.95
26T2256	*4000W x 1400D x 740H	£685.25



CODE	SIZE IN MM	PRICE
26T2237	2000W x 1200D x 740H	£329.50
26T2238	2400W x 1200D x 740H	£488.95
26T2239	2600W x 1200D x 740H	£503.50
26T2240	*2800W x 1200D x 740H	£517.95
26T2241	*3000W x 1200D x 740H	£531.75
26T2242	*3200W x 1200D x 740H	£563.95
26T2243	*3400W x 1200D x 740H	£579.25
26T2244	*3600W x 1200D x 740H	£594.95
26T2245	*3800W x 1200D x 740H	£629.75
26T2246	*4000W x 1200D x 740H	£663.75

CODE	SIZE IN MM	PRICE
26T2257	2000W x 1600D x 740H	£341.95
26T2258	2400W x 1600D x 740H	£529.95
26T2259	2600W x 1600D x 740H	£540.75
26T2260	*2800W x 1600D x 740H	£559.50
26T2261	*3000W x 1600D x 740H	£566.50
26T2262	*3200W x 1600D x 740H	£573.50
26T2263	*3400W x 1600D x 740H	£587.95
26T2264	*3600W x 1600D x 740H	£603.75
26T2265	*3800W x 1600D x 740H	£646.75
26T2266	*4000W x 1600D x 740H	£690.25




*Tables come in 2 pieces, grain may not match up. All 2 piece tables will be supplied with 2 tops and 1 leg frame with a central support leg

Top colours:



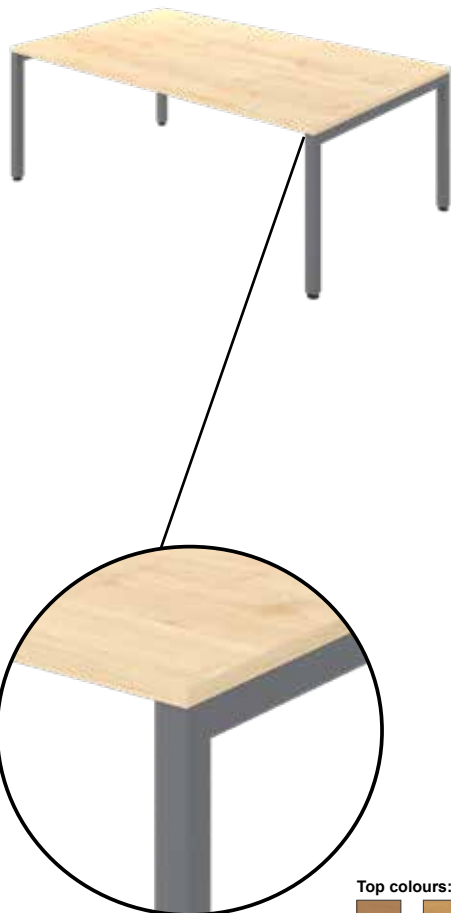
Frame colours:





10 Gianni Rectangular Meeting Tables

The Giorgan Gianni tables come with 25mm tops, 2mm edging and height levelling feet. The wood finishes are resistant to heat, staining and scratching. The goalpost frames are 50mm square and are supplied with 4 support beams under the table top.



CODE	SIZE IN MM	PRICE
26T2267	2000W x 1000D x 740H	£514.25
26T2268	2400W x 1000D x 740H	£586.00
26T2269	2600W x 1000D x 740H	£657.95
26T2270	*2800W x 1000D x 740H	£694.50
26T2271	*3000W x 1000D x 740H	£731.25
26T2272	*3200W x 1000D x 740H	£803.00
26T2273	*3400W x 1000D x 740H	£874.25
26T2274	*3600W x 1000D x 740H	£947.50
26T2275	*3800W x 1000D x 740H	£1018.75
26T2276	*4000W x 1000D x 740H	£1094.50

CODE	SIZE IN MM	PRICE
26T2277	2000W x 1200D x 740H	£578.50
26T2278	2400W x 1200D x 740H	£658.75
26T2279	2600W x 1200D x 740H	£738.00
26T2280	*2800W x 1200D x 740H	£779.00
26T2281	*3000W x 1200D x 740H	£820.00
26T2282	*3200W x 1200D x 740H	£900.25
26T2283	*3400W x 1200D x 740H	£978.95
26T2284	*3600W x 1200D x 740H	£1060.50
26T2285	*3800W x 1200D x 740H	£1139.25
26T2286	*4000W x 1200D x 740H	£1222.50

CODE	SIZE IN MM	PRICE
26T2287	2000W x 1400D x 740H	£643.50
26T2288	2400W x 1400D x 740H	£730.50
26T2289	2600W x 1400D x 740H	£818.75
26T2290	*2800W x 1400D x 740H	£863.75
26T2291	*3000W x 1400D x 740H	£908.95
26T2292	*3200W x 1400D x 740H	£996.75
26T2293	*3400W x 1400D x 740H	£1083.75
26T2294	*3600W x 1400D x 740H	£1173.95
26T2295	*3800W x 1400D x 740H	£1259.75
26T2296	*4000W x 1400D x 740H	£1350.50


CODE	SIZE IN MM	PRICE
26T2297	2000W x 1600D x 740H	£707.75
26T2298	2400W x 1600D x 740H	£803.00
26T2299	2600W x 1600D x 740H	£899.50
26T2300	*2800W x 1600D x 740H	£948.75
26T2301	*3000W x 1600D x 740H	£997.25
26T2302	*3200W x 1600D x 740H	£1093.75
26T2303	*3400W x 1600D x 740H	£1187.95
26T2304	*3600W x 1600D x 740H	£1286.95
26T2305	*3800W x 1600D x 740H	£1380.75
26T2306	*4000W x 1600D x 740H	£1479.25

• *Tables come in 2 pieces, grain may not match up. All 2 piece tables will be supplied with 2 tops and 1 leg frame with a central support leg

Top colours:



Frame colours:





10 Maya Rectangular Meeting Tables

The Georgian Maya tables come with Steel square legs, 25mm tops, 2mm edging and height levelling feet. The wood finishes are resistant to heat, staining and scratching.

CODE	SIZE IN MM	PRICE
26T2307	2000W x 1000D x 740H	£640.25
26T2308	2400W x 1000D x 740H	£749.50
26T2309	2600W x 1000D x 740H	£799.25
26T2310	*2800W x 1000D x 740H	£961.95
26T2311	*3000W x 1000D x 740H	£1000.50
26T2312	*3200W x 1000D x 740H	£1047.75
26T2313	*3400W x 1000D x 740H	£1095.75
26T2314	*3600W x 1000D x 740H	£1142.95
26T2315	*3800W x 1000D x 740H	£1178.50
26T2316	*4000W x 1000D x 740H	£1225.75

CODE	SIZE IN MM	PRICE
26T2327	2000W x 1400D x 740H	£765.75
26T2328	2400W x 1400D x 740H	£888.75
26T2329	2600W x 1400D x 740H	£946.95
26T2330	*2800W x 1400D x 740H	£1101.50
26T2331	*3000W x 1400D x 740H	£1158.25
26T2332	*3200W x 1400D x 740H	£1214.95
26T2333	*3400W x 1400D x 740H	£1271.75
26T2334	*3600W x 1400D x 740H	£1327.95
26T2335	*3800W x 1400D x 740H	£1408.75
26T2336	*4000W x 1400D x 740H	£1464.75



CODE	SIZE IN MM	PRICE
26T2317	2000W x 1200D x 740H	£702.25
26T2318	2400W x 1200D x 740H	£802.50
26T2319	2600W x 1200D x 740H	£853.50
26T2320	*2800W x 1200D x 740H	£1008.75
26T2321	*3000W x 1200D x 740H	£1060.50
26T2322	*3200W x 1200D x 740H	£1111.50
26T2323	*3400W x 1200D x 740H	£1163.25
26T2324	*3600W x 1200D x 740H	£1214.25
26T2325	*3800W x 1200D x 740H	£1318.95
26T2326	*4000W x 1200D x 740H	£1370.75

CODE	SIZE IN MM	PRICE
26T2337	2000W x 1600D x 740H	£826.50
26T2338	2400W x 1600D x 740H	£960.75
26T2339	2600W x 1600D x 740H	£1022.50
26T2340	*2800W x 1600D x 740H	£1180.25
26T2341	*3000W x 1600D x 740H	£1242.00
26T2342	*3200W x 1600D x 740H	£1311.50
26T2343	*3400W x 1600D x 740H	£1373.25
26T2344	*3600W x 1600D x 740H	£1435.00
26T2345	*3800W x 1600D x 740H	£1507.75
26T2346	*4000W x 1600D x 740H	£1569.50




* Tables come in 2 pieces, grain may not match up. All 2 piece tables will be supplied with 2 tops and 1 leg frame with a central support leg

Top colours:



Frame colours:



10 Rectangular Arrowhead Base Tables



The Georgian range of conference tables come with 25mm tops, 2mm edging and height levelling feet. The wood finishes are resistant to heat, staining and scratching.

CODE	SIZE IN MM	PRICE
26T2347	2000W x 1200D x 740H	£362.25
26T2348	2400W x 1200D x 740H	£428.95
26T2349	2600W x 1200D x 740H	£501.50
26T2350	*2800W x 1200D x 740H	£539.50
26T2351	*3000W x 1200D x 740H	£577.25
26T2352	*3200W x 1200D x 740H	£627.75
26T2353	*3400W x 1200D x 740H	£683.75
26T2354	*3600W x 1200D x 740H	£735.50
26T2355	*3800W x 1200D x 740H	£885.75
26T2356	*4000W x 1200D x 740H	£950.75

• *Tables come in 2 pieces, grain may not match up



Top colours:



10 Rectangular Panel End Tables




The Georgian range of conference tables come with 25mm tops, 2mm edging, a modesty panel and height levelling feet. The wood finishes are resistant to heat, staining and scratching.

CODE	SIZE IN MM	PRICE
26T2357	2000W x 1200D x 740H	£362.25
26T2358	2400W x 1200D x 740H	£428.95
26T2359	2600W x 1200D x 740H	£501.50
26T2360	*2800W x 1200D x 740H	£539.50
26T2361	*3000W x 1200D x 740H	£577.25
26T2362	*3200W x 1200D x 740H	£627.75
26T2363	*3400W x 1200D x 740H	£683.75
26T2364	*3600W x 1200D x 740H	£735.50
26T2365	*3800W x 1200D x 740H	£885.75
26T2366	*4000W x 1200D x 740H	£950.75

• *Tables come in 2 pieces, grain may not match up



Top colours:



10 Rectangular I Frame Tables

The Georgian range of conference tables come with 25mm tops, 2mm edging, a modesty panel and height levelling feet. The wood finishes are resistant to heat, staining and scratching.

CODE	SIZE IN MM	PRICE
26T2367	2000W x 1200D x 740H	£362.25
26T2368	2400W x 1200D x 740H	£428.95
26T2369	2600W x 1200D x 740H	£501.50
26T2370	*2800W x 1200D x 740H	£539.50
26T2371	*3000W x 1200D x 740H	£577.25
26T2372	*3200W x 1200D x 740H	£627.75
26T2373	*3400W x 1200D x 740H	£683.75
26T2374	*3600W x 1200D x 740H	£735.50
26T2375	*3800W x 1200D x 740H	£768.95
26T2376	*4000W x 1200D x 740H	£803.75


• *Tables come in 2 pieces, grain may not match up



Top colours:



Frame colours:



10 Rectangular Florence Frame Tables

The Georgian range of conference tables come with 25mm tops, 2mm edging and height levelling feet. The stylish angled leg frame is a robust steel design and the wood finishes are resistant to heat, staining and scratching.

CODE	SIZE IN MM	PRICE
26T2377	2000W x 1200D x 740H	£717.95
26T2378	2400W x 1200D x 740H	£894.50
26T2379	2600W x 1200D x 740H	£1088.75
26T2380	*2800W x 1200D x 740H	£1189.00
26T2381	*3000W x 1200D x 740H	£1288.25
26T2382	*3200W x 1200D x 740H	£1426.25
26T2383	*3400W x 1200D x 740H	£1572.75
26T2384	*3600W x 1200D x 740H	£1713.25
26T2385	*3800W x 1200D x 740H	£2109.95
26T2386	*4000W x 1200D x 740H	£2281.50


• *Tables come in 2 pieces, grain may not match up. All 2 piece tables will be supplied with 2 tops and the leg frame with an additional central support leg



Top colours:



Frame colours:



10 D End Arrowhead Base Tables




The Georgian range of conference tables come with 25mm tops, 2mm edging and height levelling feet. The wood finishes are resistant to heat, staining and scratching.

CODE	SIZE IN MM	PRICE
26T2387	2000W x 1200D x 740H	£428.50
26T2388	2400W x 1200D x 740H	£494.75
26T2389	2600W x 1200D x 740H	£567.25
26T2390	*2800W x 1200D x 740H	£671.95
26T2391	*3000W x 1200D x 740H	£707.75
26T2392	*3200W x 1200D x 740H	£758.95
26T2393	*3400W x 1200D x 740H	£814.95
26T2394	*3600W x 1200D x 740H	£867.95
26T2395	*3800W x 1200D x 740H	£1017.50
26T2396	*4000W x 1200D x 740H	£1081.95

• Tables come in 2 pieces, grain may not match up

Top colours:



10 D End Panel End Tables



The Georgian range of conference tables come with 25mm tops, 2mm edging, a modesty panel and height levelling feet. The wood finishes are resistant to heat, staining and scratching.

CODE	SIZE IN MM	PRICE
26T2397	2000W x 1200D x 740H	£428.50
26T2398	2400W x 1200D x 740H	£494.75
26T2399	2600W x 1200D x 740H	£567.25
26T2400	*2800W x 1200D x 740H	£671.95
26T2401	*3000W x 1200D x 740H	£707.75
26T2402	*3200W x 1200D x 740H	£758.95
26T2403	*3400W x 1200D x 740H	£814.95
26T2404	*3600W x 1200D x 740H	£867.95
26T2405	*3800W x 1200D x 740H	£1017.50
26T2406	*4000W x 1200D x 740H	£1081.95

• Tables come in 2 pieces, grain may not match up



Top colours:



10 D End I Frame Tables

The Georgian range of conference tables come with 25mm tops, 2mm edging, a modesty panel and height levelling feet. The wood finishes are resistant to heat, staining and scratching.

CODE	SIZE IN MM	PRICE
26T2407	2000W x 1200D x 740H	£428.50
26T2408	2400W x 1200D x 740H	£494.75
26T2409	2600W x 1200D x 740H	£567.25
26T2410	*2800W x 1200D x 740H	£671.95
26T2411	*3000W x 1200D x 740H	£707.75
26T2412	*3200W x 1200D x 740H	£758.95
26T2413	*3400W x 1200D x 740H	£814.95
26T2414	*3600W x 1200D x 740H	£867.95
26T2415	*3800W x 1200D x 740H	£900.95
26T2416	*4000W x 1200D x 740H	£935.50


• *Tables come in 2 pieces, grain may not match up



Top colours:



Frame colours:



10 D End Florence Frame Tables

The Georgian range of conference tables come with 25mm tops, 2mm edging and height levelling feet. The stylish angled leg frame is a robust steel design and the wood finishes are resistant to heat, staining and scratching.

CODE	SIZE IN MM	PRICE
26T2417	2000W x 1200D x 740H	£783.50
26T2418	2400W x 1200D x 740H	£959.50
26T2419	2600W x 1200D x 740H	£1154.50
26T2420	*2800W x 1200D x 740H	£1320.25
26T2421	*3000W x 1200D x 740H	£1418.75
26T2422	*3200W x 1200D x 740H	£1557.50
26T2423	*3400W x 1200D x 740H	£1703.75
26T2424	*3600W x 1200D x 740H	£1845.00
26T2425	*3800W x 1200D x 740H	£2241.25
26T2426	*4000W x 1200D x 740H	£2412.75


• *Tables come in 2 pieces, grain may not match up. All 2 piece tables will be supplied with 2 tops and the leg frame with an additional central support leg



Top colours:



Frame colours:



10 Oval Arrowhead Base Tables



The Georgian range of conference tables come with 25mm tops, 2mm edging and height levelling feet. The wood finishes are resistant to heat, staining and scratching.

CODE	SIZE IN MM	PRICE
26T2427	2000W x 1200D x 740H	£428.50
26T2428	2400W x 1200D x 740H	£494.75
26T2429	2600W x 1200D x 740H	£567.25
26T2430	*2800W x 1200D x 740H	£671.95
26T2431	*3000W x 1200D x 740H	£707.75
26T2432	*3200W x 1200D x 740H	£758.95
26T2433	*3400W x 1200D x 740H	£814.95
26T2434	*3600W x 1200D x 740H	£867.95
26T2435	*3800W x 1200D x 740H	£1017.50
26T2436	*4000W x 1200D x 740H	£1081.95

• *Tables come in 2 pieces, grain may not match up

Top colours:



10 Oval Panel End Tables



The Georgian range of conference tables come with 25mm tops, 2mm edging, a modesty panel and height levelling feet. The wood finishes are resistant to heat, staining and scratching.

CODE	SIZE IN MM	PRICE
26T2437	2000W x 1200D x 740H	£428.50
26T2438	2400W x 1200D x 740H	£494.75
26T2439	2600W x 1200D x 740H	£567.25
26T2440	*2800W x 1200D x 740H	£671.95
26T2441	*3000W x 1200D x 740H	£707.75
26T2442	*3200W x 1200D x 740H	£758.95
26T2443	*3400W x 1200D x 740H	£814.95
26T2444	*3600W x 1200D x 740H	£867.95
26T2445	*3800W x 1200D x 740H	£1017.50
26T2446	*4000W x 1200D x 740H	£1081.95

• *Tables come in 2 pieces, grain may not match up

Top colours:



10 Oval I Frame Tables

The Georgian range of conference tables come with 25mm tops, 2mm edging, a modesty panel and height levelling feet. The wood finishes are resistant to heat, staining and scratching.

CODE	SIZE IN MM	PRICE
26T2447	2000W x 1200D x 740H	£428.50
26T2448	2400W x 1200D x 740H	£494.75
26T2449	2600W x 1200D x 740H	£567.25
26T2450	*2800W x 1200D x 740H	£671.95
26T2451	*3000W x 1200D x 740H	£707.75
26T2452	*3200W x 1200D x 740H	£758.95
26T2453	*3400W x 1200D x 740H	£814.95
26T2454	*3600W x 1200D x 740H	£867.95
26T2455	*3800W x 1200D x 740H	£900.95
26T2456	*4000W x 1200D x 740H	£935.50


• *Tables come in 2 pieces, grain may not match up



Top colours:



Frame colours:



10 Oval Florence Frame Tables


The Georgian range of conference tables come with 25mm tops, 2mm edging and height levelling feet. The stylish angled leg frame is a robust steel design and the wood finishes are resistant to heat, staining and scratching.

CODE	SIZE IN MM	PRICE
26T2457	2000W x 1200D x 740H	£783.50
26T2458	2400W x 1200D x 740H	£959.50
26T2459	2600W x 1200D x 740H	£1154.50
26T2460	*2800W x 1200D x 740H	£1320.25
26T2461	*3000W x 1200D x 740H	£1418.75
26T2462	*3200W x 1200D x 740H	£1557.50
26T2463	*3400W x 1200D x 740H	£1703.75
26T2464	*3600W x 1200D x 740H	£1845.00
26T2465	*3800W x 1200D x 740H	£2241.25
26T2466	*4000W x 1200D x 740H	£2412.75


• *Tables come in 2 pieces, grain may not match up. All 2 piece tables will be supplied with 2 tops and the leg frame with an additional central support leg



Top colours:



Frame colours:



10 Boat Arrowhead Base Tables



The Georgian range of conference tables come with 25mm tops, 2mm edging and height levelling feet. The wood finishes are resistant to heat, staining and scratching.

CODE	SIZE IN MM	PRICE
26T2467	2000W x 1200D x 740H	£428.50
26T2468	2400W x 1200D x 740H	£494.75
26T2469	2600W x 1200D x 740H	£567.25
26T2470	*2800W x 1200D x 740H	£671.95
26T2471	*3000W x 1200D x 740H	£707.75
26T2472	*3200W x 1200D x 740H	£758.95
26T2473	*3400W x 1200D x 740H	£814.95
26T2474	*3600W x 1200D x 740H	£867.95
26T2475	*3800W x 1200D x 740H	£1017.50
26T2476	*4000W x 1200D x 740H	£1081.95

• *Tables come in 2 pieces, grain may not match up

Top colours:



10 Boat Panel End Tables



The Georgian range of conference tables come with 25mm tops, 2mm edging, a modesty panel and height levelling feet. The wood finishes are resistant to heat, staining and scratching.

CODE	SIZE IN MM	PRICE
26T2477	2000W x 1200D x 740H	£428.50
26T2478	2400W x 1200D x 740H	£494.75
26T2479	2600W x 1200D x 740H	£567.25
26T2480	*2800W x 1200D x 740H	£671.95
26T2481	*3000W x 1200D x 740H	£707.75
26T2482	*3200W x 1200D x 740H	£758.95
26T2483	*3400W x 1200D x 740H	£814.95
26T2484	*3600W x 1200D x 740H	£867.95
26T2485	*3800W x 1200D x 740H	£1017.50
26T2486	*4000W x 1200D x 740H	£1081.95

• *Tables come in 2 pieces, grain may not match up

Top colours:



10 Boat I Frame Tables

The Giorgian range of conference tables come with 25mm tops, 2mm edging, a modesty panel and height levelling feet. The wood finishes are resistant to heat, staining and scratching.

CODE	SIZE IN MM	PRICE
26T2487	2000W x 1200D x 740H	£428.50
26T2488	2400W x 1200D x 740H	£494.75
26T2489	2600W x 1200D x 740H	£567.25
26T2490	*2800W x 1200D x 740H	£671.95
26T2491	*3000W x 1200D x 740H	£707.75
26T2492	*3200W x 1200D x 740H	£758.95
26T2493	*3400W x 1200D x 740H	£814.95
26T2494	*3600W x 1200D x 740H	£867.95
26T2495	*3800W x 1200D x 740H	£900.95
26T2496	*4000W x 1200D x 740H	£935.50


• *Tables come in 2 pieces, grain may not match up



Top colours:



Frame colours:



10 Boat Florence Frame Tables

The Giorgian range of conference tables come with 25mm tops, 2mm edging and height levelling feet. The stylish angled leg frame is a robust steel design and the wood finishes are resistant to heat, staining and scratching.

CODE	SIZE IN MM	PRICE
26T2497	2000W x 1200D x 740H	£783.50
26T2498	2400W x 1200D x 740H	£959.50
26T2499	2600W x 1200D x 740H	£1154.50
26T2500	*2800W x 1200D x 740H	£1320.25
26T2501	*3000W x 1200D x 740H	£1418.75
26T2502	*3200W x 1200D x 740H	£1557.50
26T2503	*3400W x 1200D x 740H	£1703.75
26T2504	*3600W x 1200D x 740H	£1845.00
26T2505	*3800W x 1200D x 740H	£2241.25
26T2506	*4000W x 1200D x 740H	£2412.75


• *Tables come in 2 pieces, grain may not match up. All 2 piece tables will be supplied with 2 tops and the leg frame with an additional central support leg



Top colours:



Frame colours:



10 Georgian Fully Welded Tables

These Georgian tables come with an 18mm top, 2mm edging and a 25mm square fully welded frame with adjustable feet. The 600 deep option comes in three shapes which can be reconfigured into various versatile layouts to suit the available space.




CODE	DESCRIPTION	SIZE IN MM	PRICE
26T2507	Rectangular	800W x 600D x 733H	£111.25
26T2508	Rectangular	1000W x 600D x 733H	£126.25
26T2509	Rectangular	1200W x 600D x 733H	£130.75
26T2510	Rectangular	1400W x 600D x 733H	£136.95
26T2511	Rectangular	1600W x 600D x 733H	£140.75
26T2512	Rectangular	1800W x 600D x 733H	£156.50
26T2513	* Semi Circular	1200W x 600D x 733H	£198.75
26T2514	Rectangular	800W x 800D x 733H	£116.75
26T2515	Rectangular	1000W x 800D x 733H	£131.25
26T2516	Rectangular	1200W x 800D x 733H	£136.95
26T2517	Rectangular	1400W x 800D x 733H	£141.50
26T2518	Rectangular	1600W x 800D x 733H	£144.50
26T2519	Rectangular	1800W x 800D x 733H	£162.75
26T2520	* Trapezoidal	1200W x 693D x 733H	£198.75
26T2521	* Trapezoidal	1600W x 800D x 733H	£221.50
26T2522	* Semi Circular	1600W x 800D x 733H	£224.75

* These tables have narrow frames and may not be suitable with your existing chairs. Please check in advance

Top colours:



Frame colours:



10 Georgian Flip Top Tables

The Georgian flip top tables come with a 25mm top which flips over to one side for easy storage. The frame comes with lockable castors and a strengthening bar.




CODE	DESCRIPTION	SIZE IN MM	PRICE
26T2523	Rectangular	800W x 700D x 740H	£295.95
26T2524	Rectangular	1000W x 700D x 740H	£304.75
26T2525	Rectangular	1200W x 700D x 740H	£314.75
26T2526	Rectangular	1400W x 700D x 740H	£329.50
26T2527	Rectangular	1600W x 700D x 740H	£341.25
26T2528	Rectangular	1800W x 700D x 740H	£350.25
26T2529	Rectangular	800W x 800D x 740H	£312.95
26T2530	Rectangular	1000W x 800D x 740H	£321.75
26T2531	Rectangular	1200W x 800D x 740H	£333.75
26T2532	Rectangular	1400W x 800D x 740H	£346.50
26T2533	Rectangular	1600W x 800D x 740H	£358.50
26T2534	Rectangular	1800W x 800D x 740H	£370.95
26T2535	Trapezoidal	1600W x 800D x 740H	£427.75
26T2536	Semi Circular	1600W x 800D x 740H	£427.75
26T2537	Semi Circular	1800W x 800D x 740H	£439.75

Top colours:



Frame colours:



10 Georgian Circular Tables

The Georgian circular tables come with a 25mm thick top, a cruciform base and are available in a choice of colours.

CODE	DESCRIPTION	SIZE IN MM	PRICE
26T2538	Cruciform Base	800D x 740H	£240.95
26T2539	Cruciform Base	900D x 740H	£250.50
26T2540	Cruciform Base	1000D x 740H	£270.00
26T2541	Cruciform Base	1200D x 740H	£302.25
26T2542	Cruciform Base	1600D x 740H	£487.75



Top colours:



10 Georgian Circular Tables

The Georgian circular tables come with a 25mm thick top, 80mm tubular legs and are available in a choice of colours.


CODE	DESCRIPTION	SIZE IN MM	PRICE
26T2543	Tubular Leg	800D x 740H	£194.50
26T2544	Tubular Leg	900D x 740H	£198.25
26T2545	Tubular Leg	1000D x 740H	£208.25
26T2546	Tubular Leg	1200D x 740H	£232.75
26T2547	Tubular Leg	1600D x 740H	£333.25



Top colours:



Frame colours:



10 Georgian Circular Tables

The Georgian circular tables come with a 25mm thick top, a central trumpet base and are available in a choice of colours.


CODE	DESCRIPTION	SIZE IN MM	PRICE
26T3278	Trumpet Base	600D x 740H	£284.50
26T2548	Trumpet Base	800D x 740H	£306.75
26T2549	Trumpet Base	900D x 740H	£316.75
26T2550	Trumpet Base	1000D x 740H	£326.25
26T2551	Trumpet Base	1200D x 740H	£353.95
26T2552	Trumpet Base	1400D x 740H	£394.95



Top colours:



Frame colours:



10 Fully Welded Coffee Tables




The Georgian fully welded coffee tables come with a 25mm thick top and a square leg frame.

CODE	DESCRIPTION	SIZE IN MM	PRICE
26T2553	Rectangular	800W x 600D x 400H	£105.50
26T2554	Square	800W x 800D x 400H	£108.50


The Georgian fully welded coffee tables come with a 25mm thick top and a 40mm round tube frame.

CODE	DESCRIPTION	SIZE IN MM	PRICE
26T2555	Circular	800D x 400H	£233.50

Top colours:



Frame colours:



10 Panel Framed Coffee Tables




The Georgian panel framed coffee tables come with a 25mm thick top and a panel end or cruciform base.

CODE	DESCRIPTION	SIZE IN MM	PRICE
26T2556	Square	600W x 600D x 400H	£158.50
26T2557	Square	700W x 700D x 400H	£168.50
26T2558	Square	800W x 800D x 400H	£180.50
26T2559	Rectangular	800W x 600D x 400H	£167.25
26T2560	Rectangular	900W x 500D x 400H	£167.95
26T2561	Rectangular	1200W x 600D x 400H	£201.95
26T2562	Circular	600D x 400H	£184.95
26T2563	Circular	700D x 400H	£189.95
26T2564	Circular	800D x 400H	£207.75

Top colours:



10 Tubular Leg Coffee Tables




The Georgian tubular leg coffee tables come with a 25mm top and 60mm tubular legs.

CODE	DESCRIPTION	SIZE IN MM	PRICE
26T2565	Square	600W x 600D x 400H	£158.50
26T2566	Square	700W x 700D x 400H	£167.25
26T2567	Square	800W x 800D x 400H	£180.50
26T2568	Rectangular	800W x 600D x 400H	£167.95
26T2569	Rectangular	900W x 500D x 400H	£168.50
26T2570	Rectangular	1200W x 600D x 400H	£194.50
26T2571	Circular	600D x 400H	£185.50
26T2572	Circular	700D x 400H	£196.95
26T2573	Circular	800D x 400H	£206.95

Top colours:



Frame colours:





STEEL STORAGE

Classline Pedestals	192
Classline Filing	193
Classline Cupboards	194
Classline Tambours	195
Specialist Cabinets	196
Ariv Tambours	198
Navert Tambours	200
Kontrax Storage	202
Kontrax Lockers	204
Kontrax Cupboards	206
Kontrax Tambours	207

10 Classline Value Pedestals



The Classline value pedestals come with a choice of a square or curved front. All options come with 3 drawers, one of which can be used for filing, and a pen tray included in the top drawer.

CODE	DESCRIPTION	SIZE IN MM	PRICE
26P2574	Square Narrow 3 Drawers: 2 x Personal, 1 x Filing	300W x 500D x 600H	£123.00
26P2575	Square 3 Drawers: 2 x Personal, 1 x Filing	400W x 500D x 600H	£129.50

- Personal drawers have a capacity of 20kg
- Filing drawers have a capacity of 40kg

Colour options:



10 Classline Mobile Pedestals



The Classline premium steel mobile pedestals are lockable and come with a pen tray included. They are supplied fully assembled with the castors fitted and a fifth support wheel at the front.

CODE	DESCRIPTION	SIZE IN MM	PRICE
26P2576	3 Drawer Pedestal - Narrow	300W x 520D x 600H	£132.50
26P2577	3 Drawer Pedestal - Standard	400W x 520D x 600H	£135.25

- Suspension files hook from left to right in the bottom filing drawer

Colour options:



10 Classline Lateral Filing Cabinets



The Classline lateral filing cabinets are available in 3 options and are all lockable.

CODE	DESCRIPTION	SIZE IN MM	PRICE
26F2578	3 Drawer	914W x 463D x 1015H	£92.95
26F2579	4 Drawer	914W x 463D x 1320H	£114.50

Colour options:



5 Classline Value Filing Cabinets

The Classline heavy duty lockable filing cabinets come with ball bearing drawer slides, full width drawer handles and label holders.

CODE	DESCRIPTION	SIZE IN MM	PRICE
26F2583	2 Drawer - Grey	470W x 620D x 710H	£109.50
26F2584	3 Drawer - Grey	470W x 620D x 1015H	£136.75
26F2585	4 Drawer - Grey	470W x 620D x 1320H	£153.75
26F2586	5 Drawer - Grey	470W x 620D x 1625H	£181.95



Colour options:



10 Classline Filing Cabinets

The Classline heavy duty lockable filing cabinets come with ball bearing drawer slides, full width drawer handles and label holders.

CODE	DESCRIPTION	SIZE IN MM	PRICE
26F2587	2 Drawer - White	470W x 620D x 710H	£109.50
26F2588	3 Drawer - White	470W x 620D x 1015H	£136.75
26F2589	4 Drawer - White	470W x 620D x 1320H	£153.75

Colour options:



10 Classline Security Filing Cabinets

The Classline heavy duty 4 Drawer lockable filing cabinet comes with a security bar fitted at the time of manufacture.

CODE	DESCRIPTION	SIZE IN MM	PRICE
26F2590	4 Drawer	470W x 620D x 1320H	£238.95



Colour:



5 Classline Value Cupboards



The Classline Value 2 Door cupboards come with adjustable shelves and are lockable.

CODE	DESCRIPTION	SIZE IN MM	PRICE
26CP2591	4 Shelves	600W x 450D x 1850H	£158.95
26CP2592	1 Shelf	900W x 450D x 900H	£125.50
26CP2593	4 Shelves	900W x 450D x 1850H	£175.75
26ACC2594	Additional Shelf	895W x 408D	£15.25

• Additional shelf fits 900W options only

Colour:



Light Grey

5 Classline Value Janitor Cupboard



The Classline Janitor cupboard comes with a central division with 4 adjustable shelves to the left hand side and a single shelf and rail to the right.

CODE	DESCRIPTION	SIZE IN MM	PRICE
26CP2595	4 Shelves	900W x 500D x 1850H	£208.50

Colour:



Light Grey

10 Classline Janitor Cupboard



The Classline Janitor cupboard comes with 4 shelves to the left hand side and a space for mops, buckets and brooms on the right hand side.

CODE	DESCRIPTION	SIZE IN MM	PRICE
26CP2596	Multi-compartment	914W x 463D x 1830H	£257.25

Colour:



Blue/Grey

10 Classline 2 Door Cupboards

The Classline heavy duty 2 door lockable cupboards have a 3-point locking mechanism for added security and are supplied complete with shelves.

CODE	DESCRIPTION	SIZE IN MM	PRICE
26CP2597	2 Shelves	914W x 463D x 1015H	£149.25
26CP2598	3 Shelves	914W x 463D x 1830H	£191.50
26CP2599	4 Shelves	914W x 463D x 2000H	£224.95
26ACC2600	Additional Shelf		£13.75

Colour options:



Grey White



10 Classline Tambour Cupboards

The Classline heavy duty side opening tambour cupboards are supplied empty with additional shelves available.

CODE	DESCRIPTION	SIZE IN MM	PRICE
26TC2601	Supplied Empty	1000W x 463D x 1015H	£125.00
26TC2602	Supplied Empty	1000W x 463D x 2000H	£158.50
26ACC2603	Additional Shelf		£16.50

Colour:



Light Grey



10 Classline Workshop Cupboard

The Classline value metal cupboard is supplied fully assembled with a grey carcass, two yellow metal mesh doors and four adjustable shelves. The cupboard is lockable and supplied with keys.

CODE	DESCRIPTION	SIZE IN MM	PRICE
26CP2604	4 Shelves	900W x 450D x 1850H	£177.75



1 Hazardous Cabinets



COSHH Regulations demand the safe storage of hazardous items. These cabinets isolate flammable materials and vapours from potential sources of ignition and clearly identify hazardous products in case of a fire. These specialist Hazardous cabinets come with an easily identifiable Yellow carcass and doors. They have a robust, durable construction, reinforced doors with a 3-point locking system and a removeable 75mm sump base tray.

CODE	DESCRIPTION	SHELVES	SIZE IN MM	PRICE
26CP2605	Single Door Small Cabinet	1	477W x 505D x 1070H	£209.75
26CP2606	2 Door Low Cabinet	1	915W x 505D x 1070H	£309.25
26CP2607	2 Door Standard Cabinet	3	915W x 505D x 1905H	£399.25
26CP2608	Single Door Slim Cabinet	3	477W x 505D x 1905H	£303.50

- All units comply with HFL/LPG Reg 1972 Sec 5. HSE The Storage of Flammable Containers HS(G)51
- Supplied with 2 keys

1 PPE Cabinets



Personal Protection Equipment (PPE) is mandatory in many working environments. Controlling and storing your safety equipment will be more effective in a specially designed PPE cabinet. These cabinets have a strong, robust construction, reinforced doors and high visibility 270 degree labelling. The PPE Cabinets come with Blue doors and a Silver carcass.

CODE	DESCRIPTION	SHELVES	SIZE IN MM	PRICE
26CP2609	Single Door Small Cabinet	2	477W x 505D x 984H	£128.25
26CP2610	2 Door Low Cabinet	1	915W x 505D x 984H	£248.95
26CP2611	2 Door Standard Cabinet	3	915W x 505D x 1820H	£322.95
26CP2612	Single Door Slim Cabinet	3	477W x 505D x 1820H	£246.95

- Single door cupboards come with a cam lock and 2 keys
- Double door cupboards have a 2 point locking system with a cam lock and 2 keys



1 COSHH General Cabinets

To satisfy your particular hazard or warning we offer a range of cabinets which meet high standards of storage safety and come with labelling for you to personalise. The COSHH General cabinets come in Silver. They have a robust, durable construction and a removeable 75mm sealed sump base tray.

CODE	DESCRIPTION	SHELVES	SIZE IN MM	PRICE
26CP2613	Single Door Small Cabinet	1	477W x 505D x 1070H	£209.75
26CP2614	2 Door Low Cabinet	1	915W x 505D x 1070H	£325.50
26CP2615	2 Door Standard Cabinet	3	915W x 505D x 1905H	£399.25

- All units have High visibility 270 degree labelling complying to BS5609
- Supplied with 2 keys



1 Medical Cabinets

Under the Health & Safety Regulations 1981, workplaces must have first aid provision. Ideal for school medical facilities, these cabinets allow you to store a wide range of medical equipment in a highly visible and secure way. They have a robust, durable construction and come in White.

CODE	DESCRIPTION	SHELVES	SIZE IN MM	PRICE
26CP2616	Single Door Small Cabinet	2	477W x 505D x 984H	£128.25
26CP2617	2 Door Low Cabinet	1	915W x 505D x 984H	£244.00
26CP2618	2 Door Standard Cabinet	3	915W x 505D x 1820H	£322.95
26CP2619	Single Door Slim Cabinet	3	477W x 505D x 1820H	£346.95

- Single door cupboards come with a cam lock and 2 keys
- Double door cupboards have a 2 point locking system with a cam lock and 2 keys



5 Ariv Monobloc Tambour Units



These Ariv monobloc side opening tambour cupboards are a one piece metal construction supplied with adjustable shelves and height adjustable feet. The units are lockable and come with 2 keys as standard. Some options come with an upper rail for lateral filing as shown in the description.

CODE	DESCRIPTION	SIZE IN MM	PRICE
26TC2621	*1 Shelf + Rail	800W x 430D x 710H	£250.00
26TC2622	*1 Shelf	800W x 430D x 721H	£292.95
26TC2623	*2 Shelves + Rail	800W x 430D x 1050H	£275.75
26TC2624	*4 Shelves + Rail	800W x 430D x 1980H	£371.50
26TC2625	*1 Shelf + Rail	1000W x 430D x 710H	£260.00
26TC2626	*1 Shelf	1000W x 430D x 721H	£305.75
26TC2627	2 Shelves + Rail	1000W x 430D x 1050H	£264.50
26TC2628	*2 Shelves + Rail	1000W x 430D x 1183H	£315.75
26TC2629	*2 Shelves + Rail	1000W x 430D x 1350H	£544.75
26TC2630	4 Shelves + Rail	1000W x 430D x 1980H	£338.75
26TC2631	*Archive Unit	1200W x 430D x 426H	£380.50
26TC2632	*1 Shelf + Rail	1200W x 430D x 710H	£275.75
26TC2633	*1 Shelf	1200W x 430D x 721H	£305.75
26TC2634	2 Shelves + Rail	1200W x 430D x 1050H	£264.50
26TC2635	*2 Shelves + Rail	1200W x 430D x 1183H	£338.75
26TC2636	*2 Shelves + Rail	1200W x 430D x 1350H	£555.75
26TC2637	*3 Shelves + Rail	1200W x 430D x 1600H	£595.95
26TC2638	4 Shelves + Rail	1200W x 430D x 1980H	£338.75

- Items marked * are an on request product
- Shutters in M1 Fireproof PVC
- Lock with interchangeable cylinder & 2 keys
- Shelves rest on metal pegs, adjustable in steps of 20mm

Colour options:



5 Ariv Tambour Accessories



Melamine Top



Additional File Shelf



Pull Out Filing Cradle



Vertical Divider



Telescopic Shelf



16-Compartment Sorter Shelf



Cross Bars & Retainer Clip

These accessories are suitable for the Ariv tambours only.


CODE	DESCRIPTION	PRICE
26ACC2639	Melamine Top 800W	£51.50
26ACC2640	Melamine Top 1000W	£62.50
26ACC2641	Melamine Top 1200W	£69.25
26ACC2642	*Additional Shelf 800W	£25.50
26ACC2643	Additional Shelf 1000W	£29.00
26ACC2644	Additional Shelf 1200W	£29.00
26ACC2645	Vertical Dividers set of 2 in Graphite	£72.25
26ACC2646	*Pull Out Filing Cradle A4 800W in Graphite	£135.25
26ACC2647	Pull Out Filing Cradle A4 1000W in Graphite	£85.75
26ACC2648	Pull Out Filing Cradle A4 1200W in Graphite	£85.75
26ACC2649	△ Cross Bars & Retainer Clip for A4/Foolscap Filing	£40.25
26ACC2650	Telescopic Shelf 1200W in Graphite	£167.95
26ACC2651	16 Compartment Sorter Shelf 1200W in Graphite	£453.25

- Items marked * are an on request product



A £130 delivery charge may apply on these products

Shelf options:



Melamine top options:



5 Ariv 2 Colour Tambour Units

These Ariv 2 colour side opening tambour cupboards are a one piece metal construction supplied with adjustable shelves and height adjustable feet. The units are lockable and come with 2 keys as standard. Some options come with an upper rail for lateral filing as shown in the description.

CODE	DESCRIPTION	SIZE IN MM	PRICE
26TC2652	*1 Shelf + Rail	800W x 430D x 710H	£261.50
26TC2653	*1 Shelf	800W x 430D x 721H	£305.75
26TC2654	*2 Shelves + Rail	800W x 430D x 1050H	£287.25
26TC2655	*4 Shelves + Rail	800W x 430D x 1980H	£390.00
26TC2656	*1 Shelf + Rail	1000W x 430D x 710H	£268.75
26TC2657	*1 Shelf	1000W x 430D x 721H	£317.25
26TC2658	2 Shelves + Rail	1000W x 430D x 1050H	£278.75
26TC2659	*2 Shelves + Rail	1000W x 430D x 1183H	£338.75
26TC2660	*2 Shelves + Rail	1000W x 430D x 1350H	£570.75
26TC2661	4 Shelves + Rail	1000W x 430D x 1980H	£360.00
26TC2662	*Archive Unit	1200W x 430D x 426H	£398.25
26TC2663	*1 Shelf + Rail	1200W x 430D x 710H	£267.25
26TC2664	*1 Shelf	1200W x 430D x 721H	£317.25
26TC2665	2 Shelves + Rail	1200W x 430D x 1050H	£278.75
26TC2666	*2 Shelves + Rail	1200W x 430D x 1183H	£315.75
26TC2667	*2 Shelves + Rail	1200W x 430D x 1350H	£580.95
26TC2668	*3 Shelves + Rail	1200W x 430D x 1600H	£621.25
26TC2669	4 Shelves + Rail	1200W x 430D x 1980H	£360.00

- Items marked * are an on request product
- For accessories see page 198
- Shutters in M1 Fireproof PVC



Option with White carcass:



Options with Graphite carcass:



Options with Aluminium carcass:



A £130 delivery charge may apply on these products

5 Navert Monobloc Tambour Units




These Navert monobloc side opening tambour cupboards are a one piece metal construction supplied with adjustable shelves and height adjustable feet. The units are lockable and come with 2 keys as standard. Some options come with an upper rail for lateral filing as shown in the description.

CODE	DESCRIPTION	SIZE IN MM	PRICE
26TC2670	2 Shelves + Rail	1000W x 430D x 1000H	£431.75
26TC2671	4 Shelves + Rail	1000W x 430D x 1980H	£551.95
26TC2672	2 Shelves + Rail	1200W x 430D x 1000H	£431.75
26TC2673	4 Shelves + Rail	1200W x 430D x 1980H	£551.95

- Shutters in M1 Fireproof PVC
- Lock with interchangeable cylinder & 2 keys
- Shelves rest on metal pegs, adjustable in steps of 20mm

Colour options:



5 Navert 2 Colour Tambour Units

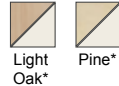


These Navert 2 colour side opening tambour cupboards are a one piece metal construction supplied with adjustable shelves and height adjustable feet. The units are lockable and come with 2 keys as standard. Some options come with an upper rail for lateral filing as shown in the description.


CODE	DESCRIPTION	SIZE IN MM	PRICE
26TC2674	2 Shelves + Rail	1000W x 430D x 1000H	£453.25
26TC2675	4 Shelves + Rail	1000W x 430D x 1980H	£584.75
26TC2676	2 Shelves + Rail	1200W x 430D x 1000H	£453.25
26TC2677	4 Shelves + Rail	1200W x 430D x 1980H	£584.75

- Colours marked * are an on request product
- Shutters in M1 Fireproof PVC
- Lock with interchangeable cylinder & 2 keys
- Shelves rest on metal pegs, adjustable in steps of 20mm

Options with White carcass:



Options with Graphite carcass:



Options with Aluminium carcass:



5 Navert Tambour Accessories

These accessories are suitable for the Navert tambours only.



Pull Out Filing Cradle



Additional File Shelf

CODE	DESCRIPTION	PRICE
26ACC2678	Additional Shelf 1000W	£25.50
26ACC2679	Additional Shelf 1200W	£25.50
26ACC2680	Melamine Top 1000W	£68.50
26ACC2681	Melamine Top 1200W	£69.25
26ACC2682	Pull Out Filing Cradle A4 1000W in Graphite	£179.25
26ACC2683	Pull Out Filing Cradle A4 1200W in Graphite	£182.75

Melamine top options:



Shelf options:





5 Steel Mobile Pedestals




These pedestals are the ideal personal storage partner for any desk configuration. The units offer anti-tilt functionality as standard and are lockable.

CODE	DESCRIPTION	SIZE IN MM	PRICE
26P2684	3 Drawers: 2 x Personal, 1 x Filing	300W x 570D x 600H	£144.00
26P2685	3 Drawers: 2 x Personal, 1 x Filing	420W x 570D x 600H	£150.50
26P2686	2 Drawers: 1 x Personal, 1 x Filing	420W x 570D x 505H	£141.75
26P2687	2 Drawers: 2 x Filing	420W x 570D x 660H	£260.00
26P2688	3 Drawers: 2 x Personal, 1 x Filing	420W x 570D x 660H	£170.95

- Additional delivery charges will apply
- Personal drawers have a capacity of 20kg
- Filing drawers have a capacity of 40kg

Colour options:



5 Steel Static Pedestals




These pedestals are the ideal personal storage partner for any desk configuration. The units offer anti-tilt functionality as standard and are lockable.

CODE	DESCRIPTION	SIZE IN MM	PRICE
26P2689	3 Drawers: 2 x Personal, 1 x Filing	420W x 600D x 690H	£201.75
26P2690	3 Drawers: 2 x Personal, 1 x Filing	420W x 800D x 690H	£214.95
26P2691	Plastic Pen Tray		£41.25

- Additional delivery charges will apply
- Personal drawers have a capacity of 20kg
- Filing drawers have a capacity of 40kg
- Adjustable feet

Colour options:



5 Kontrax Multi Drawers




Multi-drawers are a traditional and effective solution for storing papers and forms. For storing smaller items there are a selection of plastic inserts. The locking units come with 2 keys and all units are Fira certified.

CODE	DESCRIPTION	SIZE IN MM	PRICE
26P2692	5 Drawer	278W x 408D x 355H	£64.75
26P2693	10 Drawer	278W x 408D x 605H	£112.75
26P2694	15 Drawer	278W x 408D x 866H	£162.50
26P2695	5 Drawer Locking	278W x 408D x 355H	£87.50
26P2696	10 Drawer Locking	278W x 408D x 605H	£136.75
26P2697	15 Drawer Locking	278W x 408D x 866H	£186.50
26ACC2698	Plastic Insert Trays: 4 Sections, pack of 5		£31.50
26ACC2699	Plastic Insert Trays: 8 Sections, pack of 5		£31.50
26ACC2700	Plastic Insert Trays: 16 Sections, pack of 5		£31.50

- Additional delivery charges

Colour options:



5 Kontrax Filing Cabinets


The popular Kontrax range of foolscap filing cabinets has an anti-tilt locking mechanism, 100% drawer extension and 30kg suspension file carrying capacity per drawer.

CODE	DESCRIPTION	SIZE IN MM	PRICE
26F2701	2 Drawer	458W x 622D x 711H	£128.75
26F2702	3 Drawer	458W x 622D x 1009H	£137.75
26F2703	4 Drawer	458W x 622D x 1320H	£143.50

- Additional delivery charges will apply
- Internal drawer dimensions 387W x 525D x 280H



Colour options:



5 Kontrax Security Filing Cabinets


The popular Kontrax range of foolscap filing cabinets has an anti-tilt locking mechanism, 100% drawer extension and 30kg suspension file carrying capacity per drawer.

CODE	DESCRIPTION	SIZE IN MM	PRICE
26F2704	2 Drawer	458W x 622D x 711H	£208.75
26F2705	3 Drawer	458W x 622D x 1009H	£230.50
26F2706	4 Drawer	458W x 622D x 1320H	£236.00

- Additional delivery charges will apply
- Security bars are factory fitted at the time of order and are colour matched to the units. The picture is for illustration purposes only.



Colour options:



5 Kontrax Side Filers


The Kontrax Side Filers are available in 3 options and are all lockable.

CODE	DESCRIPTION	SIZE IN MM	PRICE
26F2707	2 Drawer	800W x 480D x 690H	£391.50
26F2708	3 Drawer	800W x 480D x 1009H	£435.50
26F2709	4 Drawer	800W x 480D x 1320H	£497.25

- Additional delivery charges



Colour options:



5 Kontrax Lockers




The Kontrax locker range is robust, hard wearing and available in 2 depths and 5 compartment configurations. All units come with a lock with 2 keys as standard or a hasp & staple option is available. All units are Fira certified.

CODE	DESCRIPTION	OVERALL SIZE IN MM	PRICE
26L2710	Single Door	305W x 305D x 1780H	£80.75
26L2711	Single Door	305W x 458D x 1780H	£98.95
26L2712	Single Door	458W x 458D x 1780H	£170.50
26L2713	Two Door	305W x 305D x 1780H	£94.50
26L2714	Two Door	305W x 458D x 1780H	£114.95
26L2715	Two Door	458W x 458D x 1780H	£197.25
26L2716	Three Door	305W x 305D x 1780H	£132.75
26L2717	Three Door	305W x 458D x 1780H	£142.95
26L2718	Three Door	458W x 458D x 1780H	£244.75
26L2719	Four Door	305W x 305D x 1780H	£133.75
26L2720	Four Door	305W x 458D x 1780H	£146.95
26L2721	Four Door	458W x 458D x 1780H	£252.00
26L2722	Six Door	305W x 305D x 1780H	£161.75
26L2723	Six Door	305W x 458D x 1780H	£174.95
26L2724	Six Door	458W x 458D x 1780H	£297.25

- Additional delivery charges will apply
- Coat hooks supplied in the single and 2 door options
- Lockers come with nesting holes, but bolts and fixings are not supplied.
- Lockers are available as a 2 colour option, select your door and carcass colours from the standard colour options below.

Standard colour options:



5 Kontrax Vision Lockers




The Kontrax locker range is robust, hard wearing and available in 2 depths and 5 compartment configurations. All units come with a lock with 2 keys as standard or a hasp & staple option is available. All units are Fira certified.

CODE	DESCRIPTION	OVERALL SIZE IN MM	PRICE
26L2725	Two Door	305W x 305D x 1780H	£141.25
26L2726	Two Door	305W x 458D x 1780H	£152.75
26L2727	Three Door	305W x 305D x 1780H	£152.75
26L2728	Three Door	305W x 458D x 1780H	£161.75
26L2729	Four Door	305W x 305D x 1780H	£164.75
26L2730	Four Door	305W x 458D x 1780H	£172.00
26L2731	Six Door	305W x 305D x 1780H	£203.50
26L2732	Six Door	305W x 458D x 1780H	£213.25

- Additional delivery charges will apply
- Coat hooks supplied in the single and 2 door options
- Lockers come with nesting holes, but bolts and fixings are not supplied.
- Lockers are available as a 2 colour option, select your door and carcass colours from the standard colour options below.

Standard colour options:




5 Kontrax Lockers

The Kontrax locker range is also available in a premium colour range, as shown below.

CODE	DESCRIPTION	OVERALL SIZE IN MM	PRICE
26L2733	Single Door	305W x 305D x 1780H	£84.75
26L2734	Single Door	305W x 458D x 1780H	£103.95
26L2735	Single Door	458W x 458D x 1780H	£178.95
26L2736	Two Door	305W x 305D x 1780H	£99.00
26L2737	Two Door	305W x 458D x 1780H	£120.75
26L2738	Two Door	458W x 458D x 1780H	£207.00
26L2739	Three Door	305W x 305D x 1780H	£139.25
26L2740	Three Door	305W x 458D x 1780H	£150.00
26L2741	Three Door	458W x 458D x 1780H	£256.95
26L2742	Four Door	305W x 305D x 1780H	£140.50
26L2743	Four Door	305W x 458D x 1780H	£154.25
26L2744	Four Door	458W x 458D x 1780H	£264.75
26L2745	Six Door	305W x 305D x 1780H	£169.95
26L2746	Six Door	305W x 458D x 1780H	£183.75
26L2747	Six Door	458W x 458D x 1780H	£312.00

- Additional delivery charges will apply
- Coat hooks supplied in the single and 2 door options
- Lockers come with nesting holes, but bolts and fixings are not supplied.
- Lockers are available as a 2 colour option, select your door and carcass colours from the premium colour options below.
- Comes with a lock with 2 keys as standard or a hasp & staple lock on request.

Premium colour options:



5 Kontrax Vision Lockers

The Kontrax locker range is robust, hard wearing and available in 2 depths and 5 compartment configurations. All units come with a lock with 2 keys as standard or a hasp & staple option is available. All units are Fira certified.

CODE	DESCRIPTION	OVERALL SIZE IN MM	PRICE
26L2748	Two Door	305W x 305D x 1780H	£148.25
26L2749	Two Door	305W x 458D x 1780H	£160.25
26L2750	Three Door	305W x 305D x 1780H	£160.25
26L2751	Three Door	305W x 458D x 1780H	£169.95
26L2752	Four Door	305W x 305D x 1780H	£172.95
26L2753	Four Door	305W x 458D x 1780H	£180.75
26L2754	Six Door	305W x 305D x 1780H	£213.75
26L2755	Six Door	305W x 458D x 1780H	£223.95

- Additional delivery charges will apply
- Coat hooks supplied in the single and 2 door options
- Lockers come with nesting holes, but bolts and fixings are not supplied.
- Lockers are available as a 2 colour option, select your door and carcass colours from the premium colour options below.
- Comes with a lock with 2 keys as standard or a hasp & staple lock on request.

Premium colour options:



5 Kontrax 2 Door Cupboards




The Kontrax range of 2 door cupboards is available in 5 height options, has an anti-tilt mechanism and comes fully assembled with 2 keys as standard.

CODE	DESCRIPTION	SIZE IN MM	PRICE
26CP2756	Supplied Empty	915W x 458D x 690H	£152.75
26CP2757	Supplied Empty	915W x 458D x 1020H	£160.00
26CP2758	Supplied Empty	915W x 458D x 1650H	£195.50
26CP2759	Supplied Empty	915W x 458D x 1830H	£189.75
26CP2760	Supplied Empty	915W x 458D x 1950H	£248.00

- Delivery charges will apply
- Storage internals as shown below

Colour options:



5 Kontrax 2 Door Cupboards



The Kontrax range of 2 door cupboards is available in 5 height options, has an anti-tilt mechanism and comes fully assembled with 2 keys as standard.

CODE	DESCRIPTION	SIZE IN MM	PRICE
26CP2761	Supplied Empty	915W x 458D x 690H	£160.25
26CP2762	Supplied Empty	915W x 458D x 1020H	£168.00
26CP2763	Supplied Empty	915W x 458D x 1650H	£205.25
26CP2764	Supplied Empty	915W x 458D x 1830H	£199.25
26CP2765	Supplied Empty	915W x 458D x 1950H	£260.50

- Delivery charges will apply
- Storage internals as shown below

Colour options:



5 Kontrax Cupboard Internals



Shelf



Slotted Shelf



Slotted Shelf Dividers



Wardrobe Shelf



Roll Out Slotted Drawer



Roll Out Suspended Filing Frame



Lateral Filing Frame



Roll Out Drawer Divider



12 Compartment Letter Sorter

CODE	DESCRIPTION	PRICE
26ACC2766	Plain Shelf	£15.50
26ACC2767	Slotted Shelf	£30.95
26ACC2768	5 Slotted Shelf Dividers	£31.50
26ACC2769	Wardrobe Shelf	£37.75
26ACC2770	Roll Out Slotted Drawer	£98.95
26ACC2771	Suspended Filing Shelf	£79.50
26ACC2772	Lateral Filing Frame	£24.00
26ACC2773	5 Roll Out Drawer Dividers	£18.50
26ACC2774	12 Compartment Letter Sorter	£148.00

- Delivery charges will apply

5 Kontrax Tambour Cupboards

Kontrax side opening tambours are a cost effective, space efficient systems solution for your varied office storage needs. They come in 3 widths with a range of internal accessories. They are supplied with 2 keys and are Fira certified.

CODE	DESCRIPTION	PRICE
26TC2775	803W x 507D x 690H	£280.75
26TC2776	803W x 507D x 1016H	£299.50
26TC2777	803W x 507D x 1320H	£326.50
26TC2778	803W x 507D x 1651H	£343.50
26TC2779	803W x 507D x 2000H	£356.75

26ACC2780	Plain Shelf	£15.50
26ACC2781	Slotted Shelf	£30.95
26ACC2782	5 Slotted Shelf Dividers	£31.50
26ACC2783	Wardrobe Shelf	£37.75
26ACC2784	Roll Out Slotted Drawer	£98.95
26ACC2785	Suspended Filing Shelf	£79.50
26ACC2786	Lateral Filing Frame	£24.00
26ACC2787	5 Roll Out Drawer Dividers	£18.50
26ACC2788	Letter Sorter (9)	£148.00

• Delivery charges will apply

CODE	DESCRIPTION	PRICE
26TC2789	1003W x 507D x 690H	£282.95
26TC2790	1003W x 507D x 1016H	£301.75
26TC2791	1003W x 507D x 1320H	£327.50
26TC2792	1003W x 507D x 1651H	£348.75
26TC2793	1003W x 507D x 2000H	£360.00

26ACC2794	Plain Shelf	£15.50
26ACC2795	Slotted Shelf	£30.95
26ACC2796	5 Slotted Shelf Dividers	£31.50
26ACC2797	Wardrobe Shelf	£37.75
26ACC2798	Roll Out Slotted Drawer	£98.95
26ACC2799	Suspended Filing Shelf	£79.50
26ACC2800	Lateral Filing Frame	£24.00
26ACC2801	5 Roll Out Drawer Dividers	£18.50
26ACC2802	Letter Sorter (9)	£148.00

• Delivery charges will apply

CODE	DESCRIPTION	PRICE
26TC2803	1203W x 507D x 690H	£405.25
26TC2804	1203W x 507D x 1016H	£416.75
26TC2805	1203W x 507D x 1320H	£455.50
26TC2806	1203W x 507D x 1651H	£482.95
26TC2807	1203W x 507D x 2000H	£555.50

26ACC2808	Plain Shelf	£15.50
26ACC2809	Slotted Shelf	£30.95
26ACC2810	5 Slotted Shelf Dividers	£31.50
26ACC2811	Wardrobe Shelf	£37.75
26ACC2812	Roll Out Slotted Drawer	£98.95
26ACC2813	Suspended Filing Shelf	£79.50
26ACC2814	Lateral Filing Frame	£24.00
26ACC2815	5 Roll Out Drawer Dividers	£18.50
26ACC2816	Letter Sorter (9)	£148.00


• Delivery charges will apply



Carcass colours:



Blind colours:







OFFICE SEATING

Classline Chairs	210
Kirby Range	212
Haddon Mesh Chairs	214
Fairway Chairs	215
Orlando Chairs	216
Mesh Back Chairs	218
Executive Chairs	220
Meeting Chairs	222

2 Classline Value Operator Chair



Fixed Arms



T Arms



Foldaway Arms

The Classline Value operator chairs are available as a medium or high back option and come with a twin lever mechanism for gas height and back adjustment. Supplied with a Black 5 star base on castors as standard.

CODE	DESCRIPTION	SEAT HEIGHT	PRICE
26C2817	Mid Back	450 - 580mm	£82.75
26C2818	High Back	450 - 580mm	£83.75

CODE	ACCESSORIES	PRICE
26ACC2819	Fixed Hoop Arms	£20.75
26ACC2820	T Adjustable Arms	£28.95
26ACC2821	Foldaway Arms	£51.75

- Seat base measures: 470W x 450D
- Available in Citadel fabrics, as shown on page 263

2 Classline Value Task Chair



Fixed Arms



T Arms



Foldaway Arms

The Classline Value task chairs are available with either a medium or high back option and come with a triple lever mechanism for gas height, back adjustment and seat tilt. Supplied with a Black 5 star base on castors as standard.

CODE	DESCRIPTION	SEAT HEIGHT	PRICE
26C2822	Mid Back	450 - 580mm	£92.75
26C2823	High Back	450 - 580mm	£93.75

CODE	ACCESSORIES	PRICE
26ACC2824	Fixed Hoop Arms	£20.75
26ACC2825	T Adjustable Arms	£28.95
26ACC2826	Foldaway Arms	£51.75

- Seat base measures: 470W x 450D
- Available in Citadel fabrics, as shown on page 263

2 Classline Value Mesh Operator Chair



Fixed Arms



T Arms



Foldaway Arms

The Classline Value mesh back chair comes with an upholstered seat pad and a twin lever mechanism for gas height and back adjustment. Supplied with a Black 5 star base on castors as standard.

CODE	DESCRIPTION	SEAT HEIGHT	PRICE
26C2827	Mesh Back	450 - 580mm	£119.95

CODE	ACCESSORIES	PRICE
26ACC2828	Fixed Hoop Arms	£23.25
26ACC2829	T Adjustable Arms	£31.75
26ACC2830	Foldaway Arms	£60.75

- Seat base measures: 470W x 450D
- Available in Citadel fabrics, as shown on page 263

2 Classline Operator Chair

The Classline operator chairs are available as a medium or high back option and come with a twin lever mechanism for gas height and back adjustment. Supplied with a Black 5 star base on castors as standard.

CODE	DESCRIPTION	SEAT HEIGHT	PRICE
26C2831	Mid Back	450 - 580mm	£86.95
26C2832	High Back	450 - 580mm	£87.95

CODE	ACCESSORIES	PRICE
26ACC2833	Fixed Hoop Arms	£20.75
26ACC2834	T Adjustable Arms	£28.95
26ACC2835	Foldaway Arms	£51.75

- Seat base measures: 470W x 450D
- Available in Advantage, Era, Phoenix, Rivet and Macflex Vinyl fabrics as shown on pages 260 - 263



Fixed Arms



T Arms



Foldaway Arms



2 Classline Task Chair

The Classline task chairs are available as a medium or high back option and come with a triple lever mechanism for gas height, back adjustment and seat tilt. Supplied with a Black 5 star base on castors as standard.

CODE	DESCRIPTION	SEAT HEIGHT	PRICE
26C2836	Mid Back	450 - 580mm	£96.95
26C2837	High Back	450 - 580mm	£97.95

CODE	ACCESSORIES	PRICE
26ACC2838	Fixed Hoop Arms	£20.75
26ACC2839	T Adjustable Arms	£28.95
26ACC2840	Foldaway Arms	£51.75

- Seat base measures: 470W x 450D
- Available in Advantage, Era, Phoenix, Rivet and Macflex Vinyl fabrics as shown on pages 260 - 263



Fixed Arms



T Arms



Foldaway Arms



2 Classline Mesh Operator Chair

The Classline mesh back chair comes with an upholstered seat pad and a twin lever mechanism for gas height and back adjustment. Supplied with a Black 5 star base on castors as standard.

CODE	DESCRIPTION	SEAT HEIGHT	PRICE
26C2841	Mesh Back	450 - 580mm	£123.95

CODE	ACCESSORIES	PRICE
26ACC2842	Fixed Hoop Arms	£23.25
26ACC2843	T Adjustable Arms	£31.75
26ACC2844	Foldaway Arms	£60.75

- Seat base measures: 470W x 450D
- Available in Advantage, Era, Phoenix, Rivet and Macflex Vinyl fabrics as shown on pages 260 - 263



Fixed Arms



T Arms



Foldaway Arms



5 Kirby Operator Chair



Fixed Arms



T Arms



Foldaway Arms

The Kirby operator chairs are available with a medium or high back and come with a twin lever mechanism for gas height and back adjustment. Supplied with a Black 5 star base as standard. Extra comfort is provided by the deep cushioned seat and back pad.

CODE	DESCRIPTION	SEAT HEIGHT	PRICE
26C2845	Mid Back	450 - 580mm	£92.95
26C2846	High Back	450 - 580mm	£93.75

CODE	ACCESSORIES	PRICE
26ACC2847	Fixed Hoop Arms	£22.50
26ACC2848	T Adjustable Arms	£31.25
26ACC2849	Foldaway Arms	£60.25
26ACC2850	Seat Slide	£20.75
26ACC2851	Pump Up Lumbar Support	£20.75

- Seat base measures: 470W x 450D
- Available in Advantage, Citadel, Era, Phoenix, Rivet and Macflex Vinyl fabrics as shown on pages 260 - 263

5 Kirby Jumbo Operator Chair



Fixed Arms



T Arms



Foldaway Arms

The Kirby Jumbo operator chair has an extra high back and comes with a twin lever mechanism for gas height and back adjustment. Supplied with a Black 5 star base as standard. Extra comfort is provided by the deep cushioned seat and back pad.

CODE	DESCRIPTION	SEAT HEIGHT	PRICE
26C2852	Jumbo Extra High Back	450 - 580mm	£108.25

CODE	ACCESSORIES	PRICE
26ACC2853	Fixed Hoop Arms	£22.50
26ACC2854	T Adjustable Arms	£31.25
26ACC2855	Foldaway Arms	£60.25
26ACC2856	Seat Slide	£20.75
26ACC2857	Pump Up Lumbar Support	£20.75

- Seat base measures: 510W x 500D
- Available in Advantage, Citadel, Era, Phoenix, Rivet and Macflex Vinyl fabrics as shown on pages 260 - 263

5 Kirby Cantilever Chair



Fixed Arms



T Arms

The Kirby cantilever meeting chair is available as a mid of high back option and can be supplied with a Black or Chrome cantilever frame.

CODE	DESCRIPTION	SEAT HEIGHT	PRICE
26C2858	Mid Back Black Frame	450mm	£113.25
26C2859	Mid Back Chrome Frame	450mm	£129.75
26C2860	High Back Black Frame	450mm	£115.75
26C2861	High Back Chrome Frame	450mm	£132.25

CODE	ACCESSORIES	PRICE
26ACC2862	Fixed Hoop Arms	£22.50
26ACC2863	T Adjustable Arms	£31.25

- Seat base measures: 470W x 450D
- Available in Advantage, Citadel, Era, Phoenix, Rivet and Macflex Vinyl fabrics as shown on pages 260 - 263

TWO-TONE FABRIC AVAILABLE ON THE KIRBY RANGE AT NO ADDITIONAL COST

5 Kirby Task Chair

The Kirby Task chair has a triple lever adjustment for gas height, back rake and seat tilt. Comes with a Black 5 star base as standard. Extra comfort is provided by the deep cushioned seat and back pad.

CODE	DESCRIPTION	SEAT HEIGHT	PRICE
26C2864	Task Chair	480 - 610mm	£123.50

CODE	ACCESSORIES	PRICE
26ACC2865	Fixed Hoop Arms	£22.50
26ACC2866	T Adjustable Arms	£46.50
26ACC2867	Foldaway Arms	£60.25
26ACC2868	Seat Slide	£20.75
26ACC2869	Pump Up Lumbar Support	£20.75

- Seat base measures: 470W x 450D
- Available in Advantage, Citadel, Era, Phoenix, Rivet and Macflex Vinyl fabrics as shown on pages 260 - 263



Fixed Arms



T Arms



Foldaway Arms



5 Kirby Jumbo Task Chair

The Kirby Jumbo Task has a larger seat and back and comes with a heavy duty mechanism. It has a triple lever adjustment for gas height, back rake and seat tilt. Comes with a Black 5 star base as standard.

CODE	DESCRIPTION	SEAT HEIGHT	PRICE
26C2870	Jumbo Task	480 - 610mm	£125.95
26C2871	Jumbo Task with Headrest	480 - 610mm	£181.95

CODE	ACCESSORIES	PRICE
26ACC2872	Fixed Hoop Arms	£22.50
26ACC2873	T Adjustable Arms	£46.50
26ACC2874	Foldaway Arms	£60.25
26ACC2875	Seat Slide	£20.75
26ACC2876	Pump Up Lumbar Support	£20.75

- Seat base measures: 510W x 500D
- Available in Advantage, Citadel, Era, Phoenix, Rivet and Macflex Vinyl fabrics as shown on pages 260 - 263



Headrest



Fixed Arms



T Arms



Foldaway Arms



5 Kirby Bariatric Task Chair

The Kirby Bariatric Task chair comes with a jumbo back and wider seat. It is supplied with heavy duty castors, a heavy duty gas lift and an aluminium base as standard. It has a weight tolerance of 190kg.

CODE	DESCRIPTION	SEAT HEIGHT	PRICE
26C2877	Jumbo Bariatric Task Chair	480 - 610mm	£262.25

CODE	ACCESSORIES	PRICE
26ACC2878	Fixed Hoop Arms	£22.50
26ACC2879	T Adjustable Arms	£31.25
26ACC2880	Foldaway Arms	£60.25
26ACC2881	Pump Up Lumbar Support	£20.75

- Seat base measures: 560W x 500D
- Available in Advantage, Citadel, Era, Phoenix, Rivet and Macflex Vinyl fabrics as shown on pages 260 - 263



Fixed Arms



T Arms



Foldaway Arms



TWO-TONE FABRIC AVAILABLE ON THE KIRBY RANGE AT NO ADDITIONAL COST

5 Haddon Mesh Chair



The Haddon mesh back chair comes with an upholstered seat pad with optional T adjustable or foldaway arms. It comes with a twin lever mechanism for gas height and back adjustment. Supplied with a Black 5 star base as standard.

CODE	DESCRIPTION	SEAT HEIGHT	PRICE
26C2882	Mesh Back Operator	450 - 580mm	£123.95

CODE	ACCESSORIES	PRICE
26ACC2883	T Adjustable Arms	£31.75
26ACC2884	Foldaway Arms	£60.75
26ACC2885	Seat Slide	£20.75

- Seat base measures: 470W x 450D
- Available in Advantage, Citadel, Era, Phoenix, Rivet and Macflex Vinyl fabrics as shown on pages 260 - 263

5 Haddon Mesh Task Chair



The Haddon mesh back task chair comes with an upholstered seat pad with optional T adjustable or foldaway arms. It has a triple lever adjustment for gas height, back rake and seat tilt. Comes with a Black 5 star base as standard.

CODE	DESCRIPTION	SEAT HEIGHT	PRICE
26C2886	Task Chair	480 - 610mm	£184.95
26C2887	Task Chair with Headrest	480 - 610mm	£214.50

CODE	ACCESSORIES	PRICE
26ACC2888	T Adjustable Arms	£46.50
26ACC2889	Foldaway Arms	£60.75
26ACC2890	Seat Slide	£20.75

- Seat base measures: 510W x 500D
- Available in Advantage, Citadel, Era, Phoenix, Rivet and Macflex Vinyl fabrics as shown on pages 260 - 263

5 Haddon Mesh Cantilever Chair



The Haddon mesh back cantilever chair comes with an upholstered seat pad with optional T adjustable or foldaway arms and comes with a Black or Chrome cantilever frame.

CODE	DESCRIPTION	SEAT HEIGHT	PRICE
26C2891	Mesh Back Black Frame	450mm	£133.75
26C2892	Mesh Back Chrome Frame	450mm	£144.75

- Seat base measures: 470W x 450D
- Available in Advantage, Citadel, Era, Phoenix, Rivet and Macflex Vinyl fabrics as shown on pages 260 - 263

5 Haddon Bariatric Chair

The Haddon mesh back bariatric chair comes with an extra wide seat and a heavy duty gas lift, castors and an aluminium base as standard. The chair is available with T adjustable, foldaway or 3 way arms. It has a weight tolerance of 190kg.

CODE	DESCRIPTION	SEAT HEIGHT	PRICE
26C2893	Mesh Back Bariatric	480 - 610mm	£298.25
26C2894	Mesh Back Bariatric with Headrest	480 - 610mm	£330.50

CODE	ACCESSORIES	PRICE
26ACC2895	T Adjustable Arms	£31.25
26ACC2896	Foldaway Arms	£60.25
26ACC2897	3 Way Arms	£62.50

- Seat base measures: 560W x 500D
- Available in Advantage, Citadel, Era, Phoenix, Rivet and Macflex Vinyl fabrics as shown on pages 260 - 263
- Seat slides cannot be fitted to this chair



5 Fairway Task Chair

The Fairway task chairs come with a mid or high back option, feature a triple lever mechanism with independent seat and back adjustment and a ratchet back height adjustment. The chairs come with a Black 5 star base as standard.

CODE	DESCRIPTION	SEAT HEIGHT	PRICE
26C2898	High Back Task Chair	490 - 610mm	£147.50

CODE	ACCESSORIES	PRICE
26ACC2899	T Adjustable Arms	£31.25
26ACC2900	Foldaway Arms	£60.25
26ACC2901	Seat Slide	£20.75
26ACC2902	Pump Up Lumbar	£20.75

- Seat base measures: 510W x 460D
- Available in Advantage, Citadel, Era, Phoenix, Rivet and Macflex Vinyl fabrics as shown on pages 260 - 263



5 Fairway Bariatric Chair


The Fairway bariatric chair comes with a heavy duty 3 lever mechanism with ratchet back. It also features heavy duty castors and a cast aluminium base. It has a weight tolerance of 190kg.

CODE	DESCRIPTION	SEAT HEIGHT	PRICE
26C2903	Bariatric Task Chair	490 - 610mm	£268.50

CODE	ACCESSORIES	PRICE
26ACC2904	T Adjustable Arms	£31.25
26ACC2905	Foldaway Arms	£60.25
26ACC2906	Pump Up Lumbar	£20.75

- Seat base measures: 510W x 460D
- Available in Advantage, Citadel, Era, Phoenix, Rivet and Macflex Vinyl fabrics as shown on pages 260 - 263





5 Orlando Base Mesh Back Chair

The Orlando Base provides superior comfort for an extremely affordable price. The high quality mesh back offers support in all the right places and it comes with an adjustable lumbar support. Supplied with height adjustable padded arms and a Black 5 star spider base on castors. The chair comes with a class 4 gas lift height adjustment and seat slider

CODE	DESCRIPTION	SEAT HEIGHT	PRICE
26C2907	Operator Chair - Black Base	440-550mm	£184.25
26C2908	Operator Chair - Chrome Base	440-550mm	£201.25

- Seat base measures: 480W x 470D
- Available in Black only



5 Orlando Pro Mesh Back Chair

The Orlando Pro provides superior comfort for an extremely affordable price. The high quality mesh back offers support in all the right places and it comes with an adjustable lumbar support. Supplied with height adjustable padded arms and a Aluminium polished 5 star spider base on castors. The chair comes with a class 4 gas lift height adjustment, seat slider and a 4 stage tilting synchro mech seat tensioner

CODE	DESCRIPTION	SEAT HEIGHT	PRICE
26C2909	Operator Chair - Black Base	440-550mm	£201.25
26C2910	Operator Chair - Chrome Base	440-550mm	£218.95

- Seat base measures: 480W x 470D
- Available in Black only



1 Luna Mesh Back Chairs

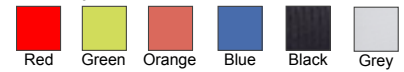


The Luna Mesh Back chair has a single lever for gas height adjustment and has a tilt control mechanism so the chair can be locked in an upright position. It comes with a heavy duty gas lift on a Black 5 star base as standard and folding arms. The cantilever frame visitor chair comes with a 35mm round tube frame in Black.

CODE	DESCRIPTION	SEAT HEIGHT	PRICE
26C2911	Operator Chair	460 - 540mm	£132.50
26C2912	Cantilever Chair	460mm	£132.50

• Seat base measures 530W x 500D

Colour options:



1 Luna Two Tone Mesh Back Chairs

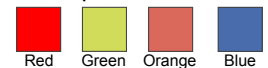


The Luna Mesh Back chair has a single lever for gas height adjustment and has a tilt control mechanism so the chair can be locked in an upright position. It comes with a heavy duty gas lift on a Black 5 star base as standard and folding arms. The cantilever frame visitor chair comes with a 35mm round tube frame in Black. Both chairs come with a Black seat base.

CODE	DESCRIPTION	SEAT HEIGHT	PRICE
26C2913	Operator Chair	460 - 540mm	£132.50
26C2914	Cantilever Chair	460mm	£132.50

• Seat base measures 530W x 500D

Colour options:



1 Luna Mesh Back Chairs



The Luna Mesh Back chair has a single lever for gas height adjustment and has a tilt control mechanism so the chair can be locked in an upright position. It comes with a heavy duty gas lift on a White 5 star base as standard and folding arms. The cantilever frame visitor chair comes with a 35mm round tube frame in Chrome.

CODE	DESCRIPTION	SEAT HEIGHT	PRICE
26C2915	Operator Chair	460 - 540mm	£132.50
26C2916	Cantilever Chair	460mm	£132.50

• Seat base measures 530W x 500D

Colour options:



5 Applause Mesh Task Chair

A range of mesh back task seating which comes with a side tensioning synchro mechanism and fully adjustable built in lumbar support. It is available with or without a headrest and comes on a Black spider base with castors.

CODE	DESCRIPTION	SEAT HEIGHT	PRICE
26C2917	Task Chair	430 - 560mm	£166.95
26C2918	Task Chair with Headrest	430 - 560mm	£194.50

CODE	ACCESSORIES	PRICE
26ACC2919	T Adjustable Arms	£31.25
26ACC2920	Foldaway Arms	£60.25
26ACC2921	Seat Slide	£20.75
26ACC2922	Polished Aluminium 5 Star Base	£28.50

- Seat base measures: 510W x 500D
- Available in Advantage, Citadel, Era, Phoenix, Rivet and Macflex Vinyl fabrics as shown on pages 260 - 263



5 Applause Plus Mesh Task Chair

A range of mesh back task seating which comes with a side tensioning synchro mechanism, seat slide and fully adjustable built in lumbar support. It is available with or without a headrest and comes on a White spider base with castors.

CODE	DESCRIPTION	SEAT HEIGHT	PRICE
26C2923	Task Chair	430 - 560mm	£177.50
26C2924	Task Chair with Headrest	430 - 560mm	£204.95

CODE	ACCESSORIES	PRICE
26ACC2925	White T Adjustable Arms	£31.25

- Seat base measures: 510W x 500D
- Available in Advantage, Citadel, Era, Phoenix, Rivet and Macflex Vinyl fabrics as shown on pages 260 - 263



Mesh colours:



5 Encore Mesh Task Chair

A range of mesh back task seating which comes with a self weight mechanism, seat slide and sculpted seat with border edge. It is available with or without a headrest and comes on a Black spider base with castors.

CODE	DESCRIPTION	SEAT HEIGHT	PRICE
26C2926	Task Chair	430 - 560mm	£243.75
26C2927	Task Chair with Headrest	430 - 560mm	£299.95

CODE	ACCESSORIES	PRICE
26ACC2928	T Adjustable Arms	£31.25
26ACC2929	Foldaway Arms	£60.25

- Seat base measures: 480W x 460D
- Available in Advantage, Citadel, Era, Phoenix, Rivet and Macflex Vinyl fabrics as shown on pages 260 - 263



5 Denny Mesh Back Chair



The Denny range all come with a Black breathable mesh back with a Black fabric seat. The curve of the backrest has a contemporary feel. The operator chairs come with a standard lock-tilt mechanism with torsion control. The mid back operator and the visitor chair come with T shape fixed arms and the high back option has T adjustable arms. The Operator chairs come on a Black 5 star base and the visitor chair has a Chrome cantilever frame.

CODE	DESCRIPTION	SEAT HEIGHT	PRICE
26C2930	Mid Back Operator Chair	430 - 530mm	£119.75
26C2931	High Back Operator Chair	450 - 525mm	£153.75
26C2932	Mid Back Visitor Chair	450mm	£119.75

- 8 hour usage rating
- Mid Back seat base measures: 470W x 490D
- High Back seat base measures: 490W x 500D

2 Classline Executive Mesh Back Chair



The Classline operator chairs come with a soft mesh backrest with a stylishly designed, durable nylon outer in Silver or Black. They are available with a breathable air-mesh or soft bonded leather seat pad in Black only. The operator chair comes with folding arms, a gas lift lever and weight tension control.

CODE	DESCRIPTION	SEAT HEIGHT	PRICE
26C2933	Operator Chair with Air Mesh Seat	460 - 550mm	£229.25
26C2934	Operator Chair with Leather Seat	460 - 550mm	£229.25

- 8 hour usage rating
- Seat base measures 505W x 500D

5 Fonz Executive Chair



The Fonz executive operator chair is extremely popular providing exceptional comfort throughout the day. It comes with a seat height adjustment lever, has a permanent contact back mechanism, a torsion control adjustment and Black T adjustable arms. The Fonz is only available in Black, has a comfortable headrest, an aluminium 5 star base and heavy duty castors. It has a weight tolerance of 115kg.

CODE	DESCRIPTION	SEAT HEIGHT	PRICE
26C2935	Operator Chair	480 - 570mm	£298.95

- 8 hour usage rating
- Seat base measures 510W x 460D

1 Nola Black Executive Chair

The Nola range of Black bonded leather executive chairs have a classically Italian design with a curved seat and back for comfort. It comes with stylish stitching detail with Chrome fixed arms and a Chrome 5 star base supplied with castors, or a Chrome cantilever frame for the visitor chair. The operator chair comes with gas height adjustment, lock tilt motion and tilt tension adjustment.

CODE	DESCRIPTION	SEAT HEIGHT	PRICE
26C2936	Mid Back Operator Chair	470 - 570mm	£216.95
26C2937	High Back Operator Chair	470 - 570mm	£229.75
26C2938	Mid Back Visitor Chair	460mm	£199.95

- 8 hour usage rating
- Seat base measures: 490W x 450D



1 Nola White Executive Chair

The Nola range of White bonded leather executive chairs have a classically Italian design with a curved seat and back for comfort. It comes with stylish stitching detail with Chrome fixed arms and a Chrome 5 star base supplied with castors, or a Chrome cantilever frame for the visitor chair. The operator chair comes with gas height adjustment, lock tilt motion and tilt tension adjustment.

CODE	DESCRIPTION	SEAT HEIGHT	PRICE
26C2939	Mid Back Operator Chair	470 - 570mm	£216.95
26C2940	High Back Operator Chair	470 - 570mm	£229.75
26C2941	Mid Back Visitor Chair	460mm	£199.95

- 8 hour usage rating
- Seat base measures: 490W x 450D



5 Ultimate Stealth Mesh Back Chair

The Stealth range comes with a large air mesh seat and back rest and height and depth adjustable lumbar support. The operator chair comes with a synchro tilt multi-lock mechanism with weight tensioner, an ergonomic seat slide and fully adjustable pivoting arms. It has a weight tolerance of 150kg.

CODE	DESCRIPTION	SEAT HEIGHT	PRICE
26C2942	Operator Chair	490 - 560mm	£533.75
26C2943	Operator with Headrest	490 - 560mm	£580.75

- 24 hour usage rating
- Seat base measures 540W x 510D



1 Cubic Chair




The Cubic is a sturdy, multi-purpose chair available in 4 fabric and 2 vinyl colour options with either a Black steel or Chrome frame. It comes with a comfortable deep foam seat and back pad and offers an 8 hour usage rating.


CODE	DESCRIPTION	OVERALL DIMENSIONS	PRICE 4+
26C2944	Fabric Side Chair Black Frame	535W x 510D x 820H	£49.95
26C2945	Vinyl Side Chair Black Frame	535W x 510D x 820H	£57.00
26C2946	Fabric Side Chair Chrome Frame	535W x 510D x 820H	£52.25
26C2947	Vinyl Side Chair Chrome Frame	535W x 510D x 820H	£63.00

- Seat Height 450mm
- Stackable to 12 high

Fabric colours:



Vinyl colours:



1 Conference Chair



The Conference range comes with a fully upholstered or a mesh back option. The frames come in Black or Chrome and the chairs are stackable.

CODE	DESCRIPTION	OVERALL DIMENSIONS	PRICE 4+
26C2948	Upholstered with Black Frame	535W x 510D x 820H	£89.25
26C2949	Upholstered with Chrome Frame	535W x 510D x 820H	£93.50
26C2950	Mesh Back with Black Frame	535W x 510D x 820H	£78.75
26C2951	Mesh Back with Chrome Frame	535W x 510D x 820H	£87.50

- Seat Height 450mm
- Available in Citadel, Era, Phoenix or Rivet fabrics as shown on pages 260 - 263

5 Solar Chair



The Solar visitor chair has a stylish injection moulded back with breathable mesh and a sculptured lumbar adjustment which allows the user to sit with optimal comfort. The padded seat and back are supplied in Black only and it comes with fixed T arms. Its ergonomic design promotes circulation, which can increase energy and improve productivity in the workplace.

CODE	DESCRIPTION	OVERALL DIMENSIONS	PRICE
26C3279	Armchair Chrome Frame	650W x 600D x 940H	£130.50

- Seat Height 470mm
- Available in Black only

5 Moulton Chair

The Moulton range has been designed with flexibility in mind and is perfect for training, meeting or conference rooms. It comes with a choice of a Chrome 4 legged or cantilever frame, both of which are stackable.

CODE	DESCRIPTION	OVERALL DIMENSIONS	PRICE
26C2954	Upholstered 4 Leg Frame	480W x 460D x 870H	£147.50
26C2955	Upholstered Cantilever Frame	480W x 460D x 870H	£147.50
26C2956	Mesh Back 4 Leg Frame	480W x 460D x 870H	£157.50
26C2957	Mesh Back Cantilever Frame	480W x 460D x 870H	£157.50

- Seat Height 490mm
- Available in Advantage, Era, Phoenix, Rivet and Macflex Vinly fabrics as shown on pages 260 - 263



5 Moulton High Back Chair

The Moulton range has been designed with flexibility in mind and is perfect for training, meeting or conference rooms. It comes with a choice of a Chrome 4 legged or cantilever frame, both of which are stackable.

CODE	DESCRIPTION	OVERALL DIMENSIONS	PRICE
26C2958	4 Leg Frame	480W x 460D x 1040H	£177.50
26C2959	Cantilever Frame	480W x 460D x 1040H	£177.50

- Seat Height 490mm
- Available in Advantage, Era, Phoenix, Rivet and Macflex Vinly fabrics as shown on pages 260 - 263



5 Viscount Chair

A contemporary meeting room chair, available with a Black or Chrome frame and can be supplied with or without arms. The Chrome frame armchair is only supplied with Black arms. These chairs are stackable and come with an upholstered seat and back pad.

CODE	DESCRIPTION	OVERALL DIMENSIONS	PRICE
26C2960	Side Chair Black Frame	450W x 480D x 870H	£113.75
26C2961	Side Chair Chrome Frame	450W x 480D x 870H	£125.95
26C2962	Armchair Black Frame	450W x 480D x 870H	£134.25
26C2963	Armchair Chrome Frame	450W x 480D x 870H	£146.50

- Seat Height 490mm
- Available in Advantage, Era, Phoenix, Rivet and Macflex Vinly fabrics as shown on pages 260 - 263



5 Windsor Chair



The Windsor chair comes with a natural Beech frame, stacks up to 4 high and is available with or without arms.

CODE	DESCRIPTION	DIMENSIONS	PRICE
26C2964	Side Chair	530W x 600D x 840H	£106.95
26C2965	Armchair	530W x 600D x 840H	£113.95

- Seat Height 490mm
- Available in Advantage, Era, Phoenix or Rivet fabrics as shown on pages 260 - 263

5 Rockingham Chair



The Rockingham is a large Beech framed chair with a contoured back, ideal for use in the boardroom or reception areas. This chair is stackable up to 4 high.

CODE	DESCRIPTION	DIMENSIONS	PRICE
26C2966	Side chair	590W x 610D x 885H	£164.75
26C2967	Armchair	590W x 610D x 885H	£164.75

- Seat Height 470mm
- Available in Advantage, Era, Phoenix or Rivet fabrics as shown on pages 260 - 263

5 Nobu Chairs



The Nobu chairs have a visually striking Scandinavian design that is perfect for both modern and traditional offices. They are manufactured with Steel framework and solid Ash wooden legs on glides. The Nobu is available in single or two tone fabric, at no additional cost.

CODE	DESCRIPTION	DIMENSIONS	PRICE
26C2968	Chair	500W x 500D x 810H	£282.95
26C2969	Armchair	600W x 550D x 805H	£442.50

- Available in Era fabrics as shown on page 262
- Seat Height 470mm



RECEPTION SEATING

Metal Framed Seating	226
Jigsaw Range	228
Ultra Range	229
Tub Range	230
Iconic Range	232
Iconic Connect	234
Iceberg Range	236
Leather Seating	238

2 Delta Reception Furniture




The Delta range of traditional steel framed low easy seating is manufactured with deep seat and back pads and a 25mm square steel frame. The range is now available with a new style skid base chair or with the standard 4 leg chair and armchair.

CODE	DESCRIPTION	DIMENSIONS	PRICE
26C2970	Chair	520W x 580D x 750H	£161.50
26C2971	Skid Base Chair	520W x 580D x 750H	£179.50
26C2972	Armchair	570W x 580D x 750H	£211.75
26T2973	Square Coffee Table	600W x 600D x 340H	£113.75
26T2974	Rectangular Coffee Table	1200W x 600D x 340H	£134.50

- Available in Advantage & Phoenix fabrics as shown on page 260
- Seat height 420mm



Frame options:



2 Corby Chair




The Corby reception armchair is comfortable, sturdy and lightweight with a curved contoured back and a Black tubular leg frame. The Siano tables are available as a side or coffee option and have a cross section Steel frame finished in matt Black and a patterned MFC top.

CODE	DESCRIPTION	DIMENSIONS	PRICE
26C2975	Chair	670W x 700D x 710H	£245.50
26C2976	Siano Side Table	450W x 450D x 555H	£100.50
26C2977	Siano Coffee Table	800W x 800D x 400H	£145.50

- Seat height 410mm



Colour options:



2 Jade Chair

The Jade reception chair comes with a deep seat and back with stylish stitching detail for contemporary, comfortable seating. It is available in 3 fabric colour options and a Black powder coated 18mm Steel frame. The sink nesting coffee tables are made from durable sheet steel with a tubular frame, with a matt Black finish.



CODE	DESCRIPTION	DIMENSIONS	PRICE
26C2978	Chair	620W x 880D x 830H	£198.25
26C2979	Coffee Table	495D x 452H	£67.75

- Seat height 435mm



Colour options:



Charcoal Blue Mustard Jade

Frame:



Black

2 Pearl Chair

The Pearl reception chair comes with a deep seat and back for contemporary, comfortable seating. It is available in 3 fabric colour options and a Black powder coated 18mm Steel frame. The sink nesting coffee tables are made from durable sheet steel with a tubular frame, with a matt Black finish.



CODE	DESCRIPTION	DIMENSIONS	PRICE
26C2980	Chair	650W x 800D x 860H	£222.00
26C2981	Coffee Table	495D x 452H	£67.75

- Seat height 425mm



Colour options:



Charcoal Blue Mustard

Frame:



Black

2 Alpha Chair

The Alpha reception armchair comes in a rich velvet fabric with a Black wire frame with headrest, neck support and integral lumbar making it exceptionally comfortable. The Maestro circular coffee table comes with a trumpet base frame.

CODE	DESCRIPTION	DIMENSIONS	PRICE
26C2982	Chair	750W x 780D x 930H	£348.95
26C2983	Maestro Coffee Table	800D x 490H	£207.25

- Seat height 420mm



Chair colour options:



Charcoal Blue Mustard

Frame:



Black

Table colour options:



Beech Grey Oak Walnut White

Table frame colours:



White Steel Black

5 Jigsaw Shapes



Extensive range of lightweight stools with polystyrene cores which can be configured to create endless layouts. Ideal for reception and break-out areas as well as libraries and residential areas.

CODE	DESCRIPTION	SIZE IN MM	PRICE
26ST2984	Round 2 Bite - Fabric	530W x 520D x 450H	POA
26ST2985	Round - Fabric	530W x 530D x 450H	POA
26ST2986	Long 1 Bite - Fabric	1050W x 530D x 450H	POA
26ST2987	Long - Fabric	1180W x 530D x 450H	POA

• Available in Advantage, Era, Phoenix & Rivet fabrics as shown on pages 260 - 263

5 Jigsaw Stools



Lightweight range of stools with FSC certified wood core and Black feet, upholstered in a large range of fabric or vinyls.

CODE	DESCRIPTION	SIZE IN MM	PRICE
26ST2992	Stool - Fabric	560W x 610D x 450H	POA
26ST2993	Angled Stool - Fabric	600W x 350W x 610D x 450H	POA

• Available in Advantage, Era, Phoenix & Rivet fabrics as shown on pages 260 - 263



5 Jigsaw Cross



Lightweight range of stools with FSC certified wood core and Black feet, upholstered in a range of fabric or vinyls.

CODE	DESCRIPTION	SIZE IN MM	PRICE
26ST2996	Square Stool - Fabric	450W x 450D x 450H	POA
26ST2997	Cross - Fabric	1330W x 1330D x 450H	POA

• Available in Advantage, Era, Phoenix & Rivet fabrics as shown on pages 260 - 263



5 Ultra Reception Chairs

The Ultra is a cost effective range of modular reception seating. All the chairs are fully upholstered and come with glide feet.

CODE	DESCRIPTION	SIZE IN MM	PRICE
26C3000	Chair	610W x 670D x 840H	£113.50
26C3001	Chair with Left or Right Arm	650W x 670D x 840H	£151.50
26C3002	Armchair	770W x 670D x 840H	£183.95

- Available in Citadel fabrics as shown on page 263
- Seat Height 430mm



5 Ultra Corner Chairs

The Ultra is a cost effective range of modular reception seating. All the chairs are fully upholstered and come with glide feet.

CODE	DESCRIPTION	SIZE IN MM	PRICE
26C3003	Concave Segment Chair	490W x 670D x 840H	£113.50
26C3004	Convex Segment Chair	490W x 670D x 840H	£113.50
26C3005	Corner Unit	610W x 610D x 840H	£222.50

- Available in Citadel fabrics as shown on page 263
- Seat Height 430mm



5 Ultra Reception Sofa

The Ultra is a cost effective range of modular reception seating. All the chairs are fully upholstered and come with glide feet.

CODE	DESCRIPTION	SIZE IN MM	PRICE
26C3006	Two Seater	1220W x 670D x 840H	£232.75
26C3007	Two Seater with Arms	1380W x 670D x 840H	£303.00
26C3008	Three Seater	1800W x 670D x 840H	£314.75
26C3009	Three Seater with Arms	1960W x 670D x 840H	£408.25

- Available in Citadel fabrics as shown on page 263
- Seat Height 430mm



5 Ultra Coffee Table

The Ultra range comes with a square coffee table with an upholstered surround and a Beech top.

CODE	DESCRIPTION	SIZE IN MM	PRICE
26T3010	Square Coffee Table	620W x 620D x 415H	£94.50

- Available in Citadel fabrics as shown on page 263



5 Classline Value Tub Range



The Classline Value open front tub chairs are manufactured with thick CMHR foam and a generously sized fixed seat pad.

CODE	DESCRIPTION	DIMENSIONS	PRICE
26C3011	Open Front Chair	725W x 620D x 780H	£239.50
26C3012	Open Front 2 Seater Sofa	1225W x 620D x 780H	£422.50

- Available in Era, Phoenix & Rivet fabric options as shown on pages 260 - 263
- Seat Height 450mm



5 Classline Tub Range



The Classline open front tub chairs are manufactured with a webbed core with thick CMHR foam and a separate seat cushion.

CODE	DESCRIPTION	DIMENSIONS	PRICE
26C3013	Open Front Tub Chair	700W x 560D x 830H	£287.50
26C3014	Open Front 2 Seater Sofa	1200W x 560D x 830H	£492.75
26C3015	Open Front 3 Seater Sofa	1700W x 560D x 830H	£720.25

- Available in Era, Phoenix & Rivet fabric options as shown on pages 260 - 263
- Seat Height 440mm



5 Orion Wooden Leg Tub Range

The Orion open front tub chairs are manufactured with a webbed core with thick CMHR foam and a separate seat cushion. They are supplied with stylish wooden legs.

CODE	DESCRIPTION	DIMENSIONS	PRICE
26C3016	Open Front Tub Chair	700W x 560D x 770H	£384.75
26C3017	Open Front 2 Seater Sofa	1200W x 560D x 770H	£593.75
26C3018	Open Front 3 Seater Sofa	1700W x 560D x 770H	£839.50

- Available in Era, Phoenix & Rivet fabric options as shown on pages 260 - 263
- Seat Height: 470mm



5 Orion Metal Leg Tub Range

The Orion open front tub chairs are manufactured with a webbed core with thick CMHR foam and a separate seat cushion. They are supplied with stylish metal legs.

CODE	DESCRIPTION	DIMENSIONS	PRICE
26C3019	Open Front Tub Chair	700W x 560D x 770H	£384.75
26C3020	Open Front 2 Seater Sofa	1200W x 560D x 770H	£593.75
26C3021	Open Front 3 Seater Sofa	1700W x 560D x 70H	£839.50

- Available in Era, Phoenix & Rivet fabric options as shown on pages 260 - 263
- Seat Height: 470mm



5 Orion Coffee Tables

The Orion coffee tables come with a standard White or Beech laminate top or the option of toughened glass. The surround can be upholstered to match your seating range.

CODE	DESCRIPTION	DIMENSIONS	PRICE
26T3022	Square Table Laminate Top	570W x 570D x 350H	£163.50
26T3023	Round Table Laminate Top	600D x 350H	£163.50
26T3024	Square Table Glass Top	570W x 570D x 350H	£199.50
26T3025	Round Table Glass Top	600D x 350H	£199.50

- Available in Era, Phoenix & Rivet fabric options as shown on pages 260 - 263

Top colour options:





5 Iconic Bench Range

The Iconic range allows you to create a large array of layouts due to its modular design. The range offers a single, two seater or three seater seat which can be used as stand alone option, with or without a back and with or without the option of arms. This range is manufactured with a webbed seat and thick CMHR foam for superior comfort. They are supplied with metal legs as standard.

CODE	DESCRIPTION	DIMENSIONS	PRICE
26B3026	Single Bench	580W x 700D x 430H	£293.75
26B3027	Single Bench with Back	580W x 700D x 850H	£398.95
26B3028	Two Seater Bench	1100W x 700D x 430H	£384.00
26B3029	Two Seater Bench with Back	1100W x 700D x 850H	£485.75
26B3030	Three Seater Bench	1800W x 700D x 430H	£486.95
26B3031	Three Seater Bench with Back	1800W x 700D x 850H	£632.75
26ACC3032	Additional Arm	150W x 700D x 700H	£153.75


- Available in Era, Phoenix & Rivet fabric options as shown on pages 260 - 263
- Seat Height 430mm




Single Bench



Single Bench with Arms




Two Seater Bench




Two Seater Bench with Arms



Additional Arm



Three Seater Bench



Three Seater Bench with Arms



5 Iconic Corner & End Range

The range offers a D end and Corner unit which are idea for finishing off a run of seating or putting together a central seating design. This range is manufactured with a webbed seat and thick CMHR foam for superior comfort. They are supplied with metal legs as standard.

The two coffee tables are the same size as a single or double unit with a choice of a White or Beech laminate top and stylish metal legs as standard.

CODE	DESCRIPTION	DIMENSIONS	PRICE
26B3033	45° Corner Bench	700W x 700D x 430H	£218.50
26B3034	90° Corner Bench	700W x 700D x 430H	£242.95
26B3035	Square Corner Bench	700W x 700D x 430H	£321.25
26B3036	Square Corner Unit with Back	700W x 700D x 850H	£632.75
26B3037	D End Unit with Back	1400W x 700D x 850H	£606.95
26T3038	Single Table	580W x 700D x 430H	£262.50
26T3039	Double Table	1100W x 700D x 430H	£334.50

- Available in Era, Phoenix & Rivet fabric options as shown on pages 260 - 263
- Seat Height 430mm



45° Corner Bench

90° Corner Bench



Square Corner Bench


Square Corner Bench with Back



D End Unit with Back




Single Table



Double Table

5 Iconic Connect Seats




The modern Iconic Connect is a high back seating range that comes in a single, two or three seater option. An optional link panel allows you to create pods and removes the need for fixed partitioning. Manufactured with a webbed seat, thick CMHR foam and surround panels with an acoustic core to help reduce noise.

CODE	DESCRIPTION	DIMENSIONS	PRICE
26C3040	Single Seater	980W x 800D x 1200H	£1134.95
26C3041	Two Seater	1500W x 800D x 1200H	£1487.50
26C3042	Three Seater	2000W x 800D x 1200H	£1782.95
26ACC3043	Link Panel	1000W x 100D x 1200H	£353.25

- Available in Era, Phoenix & Rivet fabric options as shown on pages 260 - 263
- Two tone option available at no additional cost
- Seat height 430mm

5 Iconic Connect Open Pods




The Iconic Connect Open pods come with an open front to allow easier access to the pod. The 25mm MFC fixed table is tapered, starting at 800mm wide at the link panel, going down to 600mm wide at the front with a Black pole leg. The tables are available in an Oak, Matt White or Black finish.

CODE	DESCRIPTION	DIMENSIONS	PRICE
26C3044	Two Person Open Pod	2600W x 880D x 1200H	£1779.50
26C3045	Four Person Open Pod	2600W x 1400D x 1200H	£2519.50
26C3046	Six Person Open Pod	2600W x 1900D x 1200H	£3300.75

- Available in Era, Phoenix & Rivet fabric options as shown on pages 260 - 263
- Two tone option available at no additional cost
- Seat height 430mm

5 Iconic Connect Closed Pods



The Iconic Connect Open pods come with a closed front where more privacy is required. The 25mm MFC fixed table is tapered, starting at 800mm wide at the link panel, going down to 600mm wide at the front with a Black pole leg. The tables are available in an Oak, Matt White or Black finish.

CODE	DESCRIPTION	DIMENSIONS	PRICE
26C3047	Two Person Closed Pod	2600W x 980D x 1200H	£2269.25
26C3048	Four Person Closed Pod	2600W x 1500D x 1200H	£2974.50
26C3049	Six Person Closed Pod	2600W x 2000D x 1200H	£3718.95

- Available in Era, Phoenix & Rivet fabric options as shown on pages 260 - 263
- Two tone option available at no additional cost
- Seat height 430mm

5 Iconic Connect High Back Seats

The modern Iconic Connect is a high back seating range that comes in a single, two or three seater option. An optional link panel allows you to create pods and removes the need for fixed partitioning. Manufactured with a webbed seat, thick CMHR foam and surround panels with an acoustic core to help reduce noise.

CODE	DESCRIPTION	DIMENSIONS	PRICE
26C3050	Single Seater	980W x 800D x 1700H	£1306.50
26C3051	Two Seater	1500W x 800D x 1700H	£1716.00
26C3052	Three Seater	2000W x 800D x 1700H	£2068.75
26ACC3053	Link Panel	1000W x 100D x 1700H	£438.95

- Available in Era, Phoenix & Rivet fabric options as shown on pages 260 - 263
- Two tone option available at no additional cost
- Seat height 430mm



5 Iconic Connect High Back Open Pods

The Iconic Connect Open pods come with an open front to allow easier access to the pod. The 25mm MFC fixed table is tapered, starting at 800mm wide at the link panel, going down to 600mm wide at the front with a Black pole leg. The tables are available in an Oak, Matt White or Black finish.

CODE	DESCRIPTION	DIMENSIONS	PRICE
26C3054	Two Person Open Pod	2600W x 880D x 1700H	£2122.50
26C3055	Four Person Open Pod	2600W x 1400D x 1700H	£2976.75
26C3056	Six Person Open Pod	2600W x 1900D x 1700H	£3872.00

- Available in Era, Phoenix & Rivet fabric options as shown on pages 260 - 263
- Two tone option available at no additional cost
- Seat height 430mm



5 Iconic Connect High Back Closed Pods

The Iconic Connect Open pods come with a closed front where more privacy is required. The 25mm MFC fixed table is tapered, starting at 800mm wide at the link panel, going down to 600mm wide at the front with a Black pole leg. The tables are available in an Oak, Matt White or Black finish.

CODE	DESCRIPTION	DIMENSIONS	PRICE
26C3057	Two Person Closed Pod	2600W x 980D x 1700H	£2612.00
26C3058	Four Person Closed Pod	2600W x 1500D x 1700H	£3431.50
26C3059	Six Person Closed Pod	2600W x 2000D x 1700H	£4290.50

- Available in Era, Phoenix & Rivet fabric options as shown on pages 260 - 263
- Two tone option available at no additional cost
- Seat height 430mm



2 Iceberg Leather Look Tub Seating



Comfortable armchair and two seater tub sofa upholstered in a durable Black PU fabric. Plush cushioned back with a stylish stitching detail, comes with an open front.

CODE	DESCRIPTION	DIMENSIONS	PRICE
26C3060	Arm Chair	735W x 615D x 770H	£222.00
26C3061	Two Seater	1240W x 615D x 770H	£356.95

- Seat Height 415mm



2 Iceberg Leather Faced Seating



The Iceberg leather faced seating range comes with an armchair and 2 seater settee in Black. Manufactured with a deep cushioned seat and back pad for comfort and comes with stylish tubular legs.

CODE	DESCRIPTION	DIMENSIONS	PRICE
26C3062	Arm Chair	830W x 770D x 810H	£428.25
26C3063	Two Seater	1350W x 770D x 810H	£680.50

- Seat Height 450mm
- Available in Black only



2 Iceberg Lux Tub Chairs


Colourful and comfortable armchair and two seater tub sofa with a deep cushioned seat and back, upholstered in 6 exciting durable PU fabric colours. Plush cushioned back with a stylish stitching detail, comes with a closed front and metal tubular legs.

CODE	DESCRIPTION	DIMENSIONS	PRICE
26C3064	Arm Chair	760W x 700D x 730H	£317.25
26C3065	Two Seater	1230W x 620D x 740H	£475.75

- Arm Chair Seat Height 430mm
- Two Seater Seat Height 420mm



Colour options:



2 Iceberg Coffee Tables

A square or rectangular coffee table is available for the Iceberg range which comes with a Beech top and tubular legs.

CODE	DESCRIPTION	DIMENSIONS	PRICE
26T3066	Square Coffee Table	635W x 635D x 460H	£126.50
26T3067	Rectangular Coffee Table	1220W x 635D x 460H	£154.50



2 Retro Reception Range



A contemporary range of bonded leather reception furniture, offering a chair, and two or three seater sofa. Comes with an oversized deep cushioned seat with a medium height supportive backrest. The stylish Chrome frame and intergrated leg supports wrap around the chair to create an illusion of being suspended.

CODE	DESCRIPTION	DIMENSIONS	PRICE
26C3068	Chair	890W x 770D x 700H	£445.25
26C3069	Two Seater Sofa	1450W x 770D x 700H	£572.75
26C3070	Three Seater Sofa	2010W x 770D x 700H	£762.95

- Seat Height 410mm
- Available in Black only

2 Infinity Reception Range



The Infinity range of seating is available in various combinations to fit any size or design. The soft leather facings and stitched detail give a contemporary feel with the Chrome surround frames.

CODE	DESCRIPTION	DIMENSIONS	PRICE
26C3071	Infinity Stool	660W x 520D x 440H	£177.00
26C3072	Infinity Chair with Back	660W x 660D x 770H	£285.00
26C3073	Infinity Corner Chair with Back	660W x 660D x 770H	£302.95

- Seat Height 440mm
- Available in Black only

2 Galway Reception Range



The Galway faux leather seating comes with a sturdy wooden frame and webbed base. The extra thick seat and back cushioning makes this range a modern yet comfortable option. The legs are manufactured from 40mm square section steel in a Chrome finish.

CODE	DESCRIPTION	DIMENSIONS	PRICE
26C3074	Reception Chair	700W x 680D x 710H	£577.25
26C3075	Two Seater Reception Sofa	1230W x 680D x 710H	£694.75
26C3076	Three Seater Reception Sofa	1230W x 680D x 710H	£826.25

- Seat Height 440mm
- Three Seater Sofa has a 6 week lead time
- Available in Black only





RECEPTION FURNITURE

Georgian Reception	240
Pigeonhole Units	242
Trophy Showcases	243
Lecterns	244
Clocks	246
Footrests	246
Coat Stands	246

10 Georgian Base Unit



The Georgian reception range is versatile and stylish offering a wide selection of stand-alone units to suit your needs. All base units are fitted with one central cable port unless ordered with glass or wooden shelves.

CODE	SIZE IN MM	PRICE
26RU3077	600W x 800D x 740H	£257.50
26RU3078	800W x 800D x 740H	£266.25
26RU3079	1000W x 800D x 740H	£271.95
26RU3080	1200W x 800D x 740H	£282.75
26RU3081	1400W x 800D x 740H	£300.95
26RU3082	1600W x 800D x 740H	£313.50
26RU3083	1800W x 800D x 740H	£324.95
26RU3084	2000W x 800D x 740H	£340.00

Top colours:



10 Georgian Base DDA Unit



The DDA base unit comes with a 25mm top, PVC edge and the modesty panel is inset by 330mm.

CODE	SIZE IN MM	PRICE
26RU3085	600W x 800D x 740H	£331.25
26RU3086	800W x 800D x 740H	£338.25
26RU3087	1000W x 800D x 740H	£346.50
26RU3088	1200W x 800D x 740H	£355.25
26RU3089	1400W x 800D x 740H	£373.50
26RU3090	1600W x 800D x 740H	£385.50
26RU3091	1800W x 800D x 740H	£394.95
26RU3092	2000W x 800D x 740H	£408.75

Top colours:



10 Georgian Top Box



The top box comes with a 25mm top, PVC edge is available for all the standard base units. It comes in a range of wood finishes.

CODE	SIZE IN MM	PRICE
26RU3093	600W x 350D x 420H	£101.50
26RU3094	800W x 350D x 420H	£156.50
26RU3095	1000W x 350D x 420H	£164.00
26RU3096	1200W x 350D x 420H	£169.25
26RU3097	1400W x 350D x 420H	£182.95
26RU3098	1600W x 350D x 420H	£199.50
26RU3099	1800W x 350D x 420H	£210.75
26RU3100	2000W x 350D x 420H	£223.50

Top colours:



10 Georgian 45° Corner Units

The 45° units offer flexibility when designing your reception layout. The base unit comes with one cable port hole as standard. Top, sides and desktops are available in 9 colours as shown below, while curved front is available in the 5 wood colour options and the 4 metal options shown below.


CODE	DESCRIPTION	SIZE IN MM	PRICE
26RU3101	Corner Base Unit	1837W x 922D x 800D x 740H	£563.95
26RU3102	Corner Top Box	1837W x 350D x 350D x 420H	£299.75



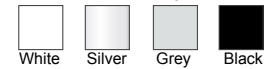
Top, sides and desk colours:



Curved front wood colour options:



Curved front metal options:



10 Georgian 90° Small Corner Units

The 90° units offer flexibility when designing your reception layout. The base unit comes with one cable port hole as standard. Top, sides and desktops are available in 9 colours as shown below, while curved front is available in the 5 wood colour options and the 4 metal options shown below.


CODE	DESCRIPTION	SIZE IN MM	PRICE
26RU3103	Small Corner Base Unit	800W x 800D x 800D x 740H	£521.25
26RU3104	Small Corner Top Box	800W x 350D x 350D x 420H	£300.25



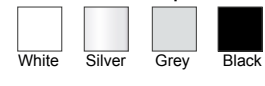
Top, sides and desk colours:



Curved front wood colour options:



Curved front metal options:



10 Georgian 90° Large Corner Units

The 90° units offer flexibility when designing your reception layout. The base unit comes with one cable port hole as standard. Top, sides and desktops are available in 9 colours as shown below, while curved front is available in the 5 wood colour options and the 4 metal options shown below.


CODE	DESCRIPTION	SIZE IN MM	PRICE
26RU3105	Large Corner Base Unit	1080W x 1080D x 800D x 740H	£558.25
26RU3106	Large Corner Top Box	1080W x 350D x 350D x 420H	£319.95



Top, sides and desk colours:



Curved front wood colour options:



Curved front metal options:



5 Wall Mounted Pigeonhole Units



The pigeonhole units are manufactured from 18mm MDF with an 8mm backboard. The adjustable, clear acrylic shelves are 3mm thick and come complete with name strips. Units also come with metal adjustable hanging brackets, but fixings are not provided.

CODE	COLUMNS	DESCRIPTION	SIZE IN MM	PRICE
26PH3107	2	6 Hole	738W x 285D x 360H	£259.85
26PH3108	2	8 Hole	738W x 285D x 460H	£288.90
26PH3109	2	10 Hole	738W x 285D x 560H	£326.65
26PH3110	3	9 Hole	1096W x 285D x 360H	£332.45
26PH3111	3	12 Hole	1096W x 285D x 460H	£370.20
26PH3112	3	15 Hole	1096W x 285D x 560H	£434.10

Colour options:




5 Floor Standing Pigeonhole Units



The pigeonhole units are manufactured from 18mm MDF with an 8mm backboard. The adjustable, clear acrylic shelves are 3mm thick and come complete with name strips.

CODE	COLUMNS	DESCRIPTION	SIZE IN MM	PRICE
26PH3113	2	24 Hole	558W x 375D x 1320H	£564.75
26PH3114	3	36 Hole	826W x 375D x 1320H	£724.45
26PH3115	4	48 Hole	1094W x 375D x 1320H	£898.65
26PH3116	5	60 Hole	1362W x 375D x 1320H	£1058.40

Colour options:



5 Floor Standing Pigeonhole Cupboards




The pigeonhole units are manufactured from 18mm MDF with an 8mm backboard. The adjustable, clear acrylic shelves are 3mm thick and come complete with name strips. The cupboard comes with one adjustable shelf.

CODE	COLUMNS	DESCRIPTION	SIZE IN MM	PRICE
26PH3117	3	18 Hole	826W x 375D x 1320H	£724.45
26PH3118	4	24 Hole	1094W x 375D x 1320H	£898.65
26PH3119	3	36 Hole	826W x 375D x 1930H	£1072.90
26PH3120	4	48 Hole	1094W x 375D x 1930H	£1334.25
26PH3121	5	60 Hole	1362W x 375D x 1930H	£1522.95

• Lockable options available, price on request

Colour options:



1 Maplo Free Standing Showcases

The Maplo display showcases are available either fully glazed or with a lockable cupboard at the base. They are heavy duty with aluminium framing and toughened safety glass. Available with the option of 3 LED downlights. All units are made to order and delivered fully assembled.

CODE	DESCRIPTION	SIZE IN MM	PRICE
26DS3122	Fully Glazed	500W x 500D x 1932H	£1450.00
26DS3123	Fully Glazed with 3 downlights	500W x 500D x 1932H	£1690.00
26DS3124	Fully Glazed	1000W x 450D x 1932H	£1970.00
26DS3125	Fully Glazed with 3 downlights	1000W x 450D x 1932H	£2130.00
26DS3126	With Cupboard	500W x 500D x 1932H	£1550.00
26DS3127	With Cupboard and 3 downlights	500W x 500D x 1932H	£1790.00
26DS3128	With Cupboard	1000W x 450D x 1932H	£2030.00
26DS3129	With Cupboard and 3 downlights	1000W x 450D x 1932H	£2100.00

- 500W units are supplied with 4 castors, 2 locking
- 1000W units are supplied with 5 castors, 3 locking



10 Premium Wall Mounted Showcases

The Premium wall mounted trophy showcases have a curved design which features a gloss white centre panel with anodised aluminium sides. The trophy showcase with lights comes with 6 LED spotlights, 3 on either side of the unit. Both options are lockable.

CODE	DESCRIPTION	SIZE IN MM	PRICE
26DS3130	Trophy Showcase	1200W x 250D x 1000H	£1034.75
26DS3131	Trophy Showcase with Lights	1200W x 250D x 1000H	£1253.50



10 Premium Free Standing Showcases

The Premium floor standing trophy showcases have a curved design which features a gloss white centre panel with anodised aluminium sides. The trophy showcase with lights comes with LED spotlights. The floor standing unit can be personalised to feature the name and/ or logo of your school. All options are lockable.

CODE	DESCRIPTION	SIZE IN MM	PRICE
26DS3132	Floor Standing	1200W x 250D x 2000H	£1441.50
26DS3133	Floor Standing with Lights	1200W x 250D x 2000H	£1653.50
26DS3134	Floor Standing with Graphics	1200W x 250D x 2000H	£1665.50
26DS3135	Floor Standing with Lights & Graphics	1200W x 250D x 2000H	£1878.75



1 Tabletop Folding Lectern



A traditional looking desktop lectern with a large sloping shelf and paper ledge. The shelf and two hinged side panels fold flat to aid portability and storage. Finished in Maple effect MFC with tough ABS edging.

CODE	DESCRIPTION	SIZE IN MM	PRICE
26LCT3136	Tabletop Lectern	620W x 465D x 550H	£249.95

- **Folded Dimensions: 620W x 210D x 550H**
- **Supplied fully assembled**



Colour option:



Maple

1 Panel Front Lectern



A mobile lectern solution, available in a choice of four colour finishes as shown below, complemented by a Dark Grey steel frame. It features an angled upper shelf with steel bookrest, and a lower accessory shelf. The lectern has 4 castors, 2 of which are locking.

CODE	DESCRIPTION	SIZE IN MM	PRICE
26LCT3137	Panel Front Lectern	600W x 450D x 1200H	£243.25

- **Supplied flat-packed for simple self assembly**
- **This lectern cannot be leaned on**

Colour options:



White Grey Black Beech

1 Folding Lectern



An attractive lectern that folds inwards for storage. The angled platform is adjustable to 20° and 40° to suit a laptop/tablet or paper notes and cable management is provided through to ground level.

CODE	DESCRIPTION	SIZE IN MM	PRICE
26LCT3138	Folding Lectern	620W x 465D x 1280H	£433.50

- **Folded Dimensions: 620W x 210D x 1280H**
- **Supplied fully assembled**

Colour options:



Black Maple Beech

1 Pedestal Lectern

A traditionally designed Pedestal Lectern, available in either a smart Black Ash, or Maple finish. This lectern features a small storage shelf, and a sloping shelf with ledge, to aid presentation.

CODE	DESCRIPTION	SIZE IN MM	PRICE
26LCT3139	Pedestal Lectern	600W x 400D x 1236H	£255.25

- Supplied fully assembled

Colour options:



1 Curve Lectern

An attractive, contemporary design lectern, to add flair to your presentation. Supplied with a small storage shelf, and larger sloping shelf with ledge, to aid presentations.

CODE	DESCRIPTION	SIZE IN MM	PRICE
26LCT3140	Curve Lectern	600W x 406D x 1256H	£275.00

- Supplied fully assembled

Colour options:




1 Secure Lectern

The Secure Lectern is designed with an integral locking compartment, complete with 2 keys. Inside is finished with a height adjustable and removeable shelf.

CODE	DESCRIPTION	SIZE IN MM	PRICE
26LCT3141	Secure Lectern	620W x 543D x 1235H	£357.50

- Supplied fully assembled

Colour options:



3 Clocks



Cosmos



Sirius XL



Orbit

The Cosmos is a battery operated wall clock with a contemporary Black and White classic design with precise quartz movement.

The Sirius is an extra large, battery operated wall clock with a Grey frame with precise quartz movement and great visibility.


The Orbit battery operated frameless clock comes in White with Walnut hands and contemporary numeric digits.

CODE	DESCRIPTION	SIZE IN MM	PRICE
26ACC3142	Cosmos	380D	£42.75
26ACC3143	Sirius XL	600D	£113.95
26ACC3144	Orbit	300D	£34.50

1 Footrests



Arsena



Marysa




The Arsena footrest is made from Black ABS, comes with 2 height adjustable settings and six tilt angle options.

The Marysa is also made from Black ABS with a non-slip rubber mat. It comes with 4 height adjustable settings and 4 tilt angle options.

CODE	DESCRIPTION	DIMENSIONS	PRICE 3+
26ACC3145	Arsena Footrest	450W x 353D	£95.75
26ACC3146	Marysa Footrest	370W x 250D	£102.55

• For smaller quantities an additional delivery charge may apply

1 Hat & Coat Stands



Abrigo



Bolsa



Carasol

The Abrigo comes in Grey with 10 coathooks, an umbrella stand which stores up to 8 umbrellas, and a drip tray.

The Bolsa comes Black and Chrome, with 10 coathooks, an umbrella stand which stores up to 8 umbrellas, and a drip tray.

The Carasol comes in Black, with 10 coathooks, an umbrella stand which stores up to 8 umbrellas, and a drip tray.

All options are easy to self assemble - no tools required. Easy to self assemble - no tools required.

CODE	DESCRIPTION	SIZE IN MM	PRICE
26ACC3147	Abrigo	470D x 1720H	£67.75
26ACC3148	Bolsa	450D x 1730H	£85.95
26ACC3149	Carasol	450D x 1730H	£64.95



DORMITORY FURNITURE

Bookcases	248
Bedside Cabinets	248
Drawer Units	248
Dressing Tables	249
Wardrobes	249
Storage Beds	250

10 Wall Mountable Bookcases



The wall mountable bookcases come with an 18mm carcass, 2mm PVC edging and one 25mm fixed shelf.

CODE	DESCRIPTION	SIZE IN MM	PRICE
26DF3150	1 fixed shelf	800W x 330D x 600H	£122.50
26DF3151	1 fixed shelf	1000W x 330D x 600H	£143.95

• Wall fixings/screws/mounts are not provided

Top colours:



10 Bedside Cabinets




The bedside cabinets come with an 18mm carcass and a 25mm top with a PVC edge. They have rounded corners for safety and stainless steel effect handles.

CODE	DESCRIPTION	SIZE IN MM	PRICE
26DF3152	1 Drawer/Open	438W x 560D x 648H	£179.25
26DF3153	1 Drawer/1 Door	438W x 560D x 648H	£223.95
26DF3154	3 Drawers	438W x 560D x 648H	£241.75

• Bedside Cabinets are non-locking as standard
• Locks available if required, price on request

Top colours:



10 Chest Of Drawers



The chest of drawers come with an 18mm carcass and a 25mm top with a PVC edge. They have rounded corners for safety and stainless steel effect handles.

CODE	DESCRIPTION	SIZE IN MM	PRICE
26DF3155	3 Drawers	800W x 595D x 725H	£282.75
26DF3156	4 Drawers	800W x 595D x 950H	£347.75
26DF3157	5 Drawers	800W x 595D x 1179H	£411.50

• Chest of Drawers are non-locking as standard
• Locks available if required, price on request

Top colours:



10 Dressing Tables

The single or double drawer dressing tables come with an 18mm carcass and a 25mm top with a PVC edge. They have rounded corners for safety and stainless steel effect handles.

CODE	DESCRIPTION	SIZE IN MM	PRICE
26DF3158	Single	1200W x 595D x 725H	£309.25
26DF3159	Double	1600W x 595D x 725H	£529.25

- Dressing Tables are non-locking as standard
- Locks available if required, price on request



Top colours:



10 Wardrobes

The wardrobes are manufactured with an 18mm carcass, 2mm PVC edging and a 25mm top and shelves. They come with a hanging rail and a top and bottom shelf inside.

CODE	DESCRIPTION	SIZE IN MM	PRICE
26DF3160	Single Door	439W x 600D x 1850H	£308.50
26DF3161	Double Door	800W x 600D x 1850H	£415.75

- Wardrobes are non-locking as standard
- Single wardrobes come left hand hinged as standard
- Locks available if required, price on request



Top colours:



10 Gents Wardrobes

The Gents wardrobes are manufactured with an 18mm carcass, 2mm PVC edging and a 25mm top and shelves. They come with a hanging rail and top shelf inside and 2 drawers at the bottom of the unit.

CODE	DESCRIPTION	SIZE IN MM	PRICE
26DF3162	Single Door	439W x 600D x 1850H	£372.25
26DF3163	Double Door	800W x 600D x 1850H	£497.75

- Wardrobes are non-locking as standard
- Single wardrobes come left hand hinged as standard
- Locks available if required, price on request



Top colours:



10 Budget Beds




The budget student beds come with an 18mm MFC carcass with 2mm PVC edging and include a headboard.

CODE	DESCRIPTION	SIZE IN MM	PRICE
26DF3164	Single (3ft)	1946L x 968D x 960H	£355.25
26DF3165	3/4 (4ft)	1946L x 1278D x 960H	£427.75
26DF3166	Double (4ft6)	1946L x 1428D x 960H	£471.25

- Will accept UK standard size mattresses
- Mattress base height: 400mm

Top colours:



10 Storage Beds




The student storage beds come with an 18mm MFC carcass with 2mm PVC edging. The beds include a headboard and storage compartments on both sides of the bed.

CODE	DESCRIPTION	SIZE IN MM	PRICE
26DF3167	Single (3ft)	1946L x 968D x 960H	£404.95
26DF3168	3/4 (4ft)	1946L x 1278D x 960H	£476.95
26DF3169	Double (4ft6)	1946L x 1428D x 960H	£520.50

- Comes with 4 storage compartments
- Will accept UK standard size mattresses
- Mattress base height: 400mm

Top colours:



10 Premium Beds



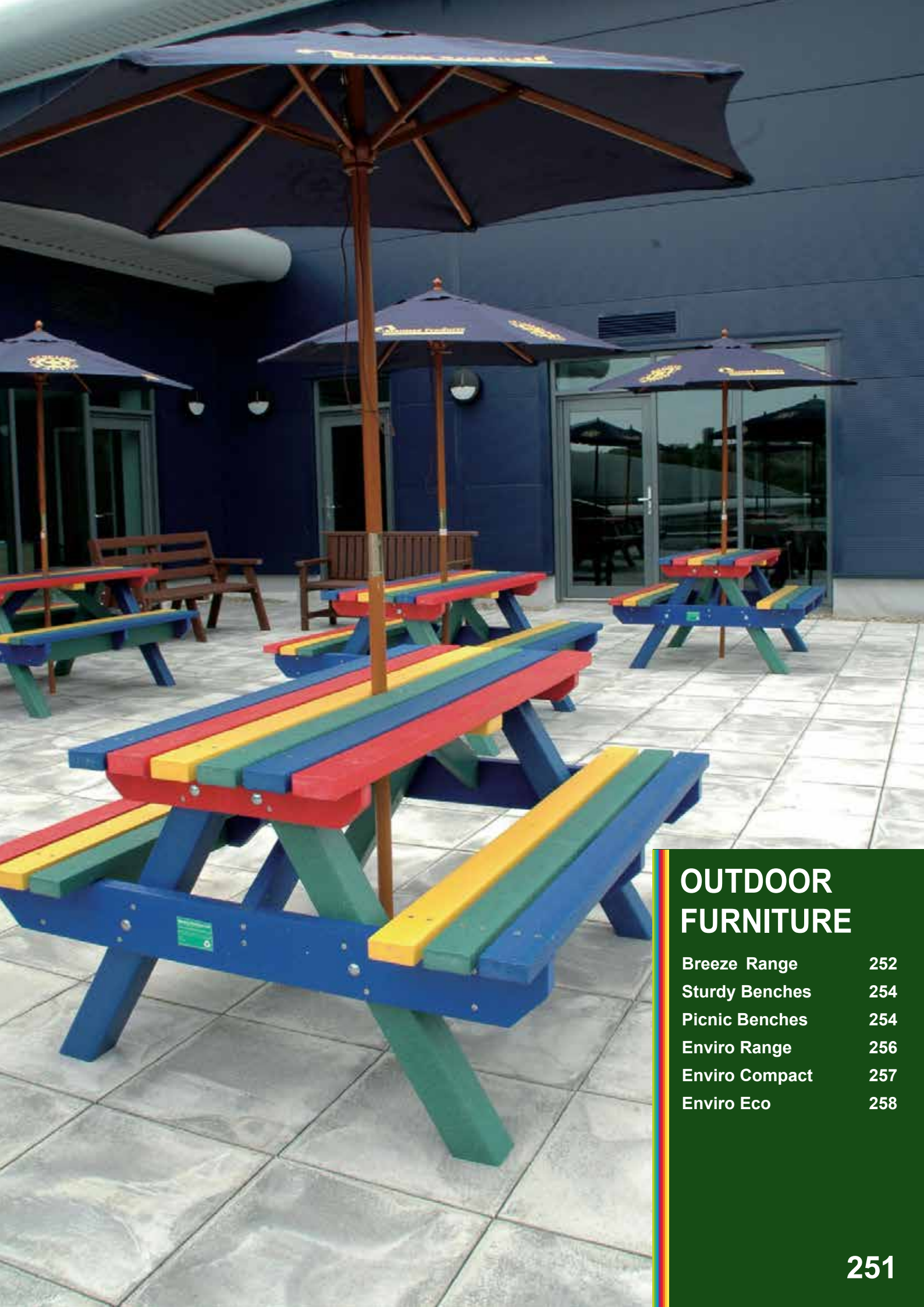
The premium student beds come with an 18mm MFC carcass with 2mm PVC edging. The beds include a cupboard headboard, wall protector and 3 under bed drawers on 40kg ball bearing runners with scalloped handles.

CODE	DESCRIPTION	SIZE IN MM	PRICE
26DF3170	Single (3ft)	2354L x 968D x 960H	£1012.50
26DF3171	3/4 (4ft)	2354L x 1273D x 960H	£1051.50
26DF3172	Double (4ft6)	2354L x 1425D x 960H	£1073.75

- Comes with 3 storage drawers
- Will accept UK standard size mattresses
- Mattress base height: 400mm

Top colours:





OUTDOOR FURNITURE

Breeze Range	252
Sturdy Benches	254
Picnic Benches	254
Enviro Range	256
Enviro Compact	257
Enviro Eco	258


1 Side Chair



The Breeze side chair boasts a modern, stylish design, crafted from durable and lightweight aluminum tubes to withstand outdoor elements for long-lasting use. Featuring a durable tubular frame, it offers both functionality and elegance. Ideal for café and dining spaces.

CODE	SIZE IN MM	SEAT HEIGHT	PRICE
26C3173	495W x 570D x 835H	460mm	£104.75

- 8 Hour usage rating
- Weight Tolerance 115kg
- Seat Dimensions: 435W x 400D
- Back Dimensions: 425W x 400H
- DELIVERY CHARGES MAY APPLY ON THESE PRODUCTS




1 ArmChair



The Breeze armchairs come as either a low or standard option. They boast a modern, stylish design, crafted from durable and lightweight aluminum tubes to withstand outdoor elements for long-lasting use. Featuring a durable tubular frame, it offers both functionality and elegance. Ideal for café and dining spaces.

CODE	DESCRIPTION	SIZE IN MM	SEAT HEIGHT	PRICE
26C3174	Low Armchair	670W x 685D x 745H	372mm	£132.25
26C3175	Standard Armchair	575W x 570D x 835H	460mm	£120.75

- 8 Hour usage rating
- Weight Tolerance 115kg
- Low Chair Seat Dimensions: 515W x 496D
- Low Chair Back Dimensions: 493W x 390H
- Standard Chair Seat Dimensions: 435W x 400D
- Standard Chair Back Dimensions: 425W x 400H
- DELIVERY CHARGES MAY APPLY ON THESE PRODUCTS




1 2 Seater Armchair



The Breeze 2 seater armchairs come as either a low or standard option. They boast a modern, stylish design, crafted from durable and lightweight aluminum tubes to withstand outdoor elements for long-lasting use. Featuring a durable tubular frame, it offers both functionality and elegance. Ideal for café and dining spaces.

CODE	DESCRIPTION	SIZE IN MM	SEAT HEIGHT	PRICE
26C3176	Low 2 Seater	1170W x 655D x 740H	403mm	£220.50
26C3177	Standard 2 Seater	1295W x 555D x 825H	460mm	£205.75

- 8 Hour usage rating
- Weight Tolerance 115kg
- Low Chair Seat Dimensions: 1000W x 496D
- Low Chair Back Dimensions: 980W x 400H
- Standard Chair Seat Dimensions: 1158W x 400D
- Standard Chair Back Dimensions: 1150W x 434H
- DELIVERY CHARGES MAY APPLY ON THESE PRODUCTS




1 Table

The Breeze square or rectangular table boasts a modern, stylish design, crafted from durable and lightweight aluminum tubes to withstand outdoor elements for long-lasting use. Featuring a durable slatted table top, it offers both functionality and elegance. Ideal for café and dining spaces, the Breeze table combines practicality with a contemporary aesthetic.

CODE	DESCRIPTION	SIZE IN MM	PRICE
26T3178	Square Table	856W x 856D x 756H	£214.75
26T3179	Rectangular Table	1806W x 856D x 756H	£449.50

- 8 Hour usage rating
- Weight Tolerance 115kg
- Chair Seat Dimensions: 390W x 375D
- Chair Back Dimensions: 385W x 276H
- DELIVERY CHARGES MAY APPLY ON THESE PRODUCTS




1 Bar Chair

The Breeze bar chair boasts a modern, stylish design, crafted from durable and lightweight aluminum tubes to withstand outdoor elements for long-lasting use. Featuring a durable tubular frame, it offers both functionality and elegance. Ideal for café and dining spaces.

CODE	SIZE IN MM	SEAT HEIGHT	PRICE
26C3180	515W x 560D x 1035H	790mm	£94.25

- 8 Hour usage rating
- Weight Tolerance 115kg
- Chair Seat Dimensions: 390W x 375D
- Chair Back Dimensions: 385W x 276H
- DELIVERY CHARGES MAY APPLY ON THESE PRODUCTS




1 Bar Table

The Breeze bar table boasts a modern, stylish design, crafted from durable and lightweight aluminum tubes to withstand outdoor elements for long-lasting use. Featuring a durable round bar table top and a supportive base, it offers both functionality and elegance. Ideal for café and dining spaces, the Breeze bar table combines practicality with a contemporary aesthetic.

CODE	SIZE IN MM	PRICE
26T3181	620D x 1050H	£205.75

- 8 Hour usage rating
- Weight Tolerance 25kg
- DELIVERY CHARGES MAY APPLY ON THESE PRODUCTS



10 Sturdy Bench

**JUNIOR - AGE 4 to 7
ADULT - AGE 7+**

PALLET DELIVERY CHARGES WILL APPLY



A versatile basic form of seating with many uses, the benches come with ground fixing plates as standard, for concrete fixing only. Grass fixing extendable legs can be provided at an additional cost.

CODE	DESCRIPTION	SIZE IN MM	SEAT HEIGHT	PRICE
26OD3182	Adult Standard	1500L x 300W x 490H	490mm	£177.00
26OD3183	Junior Standard	1500L x 300W x 305H	305mm	£164.00

Standard colours:




CODE	DESCRIPTION	SIZE IN MM	SEAT HEIGHT	PRICE
26OD3184	Adult Premium	1500L x 300W x 490H	490mm	£212.00
26OD3185	Junior Premium	1500L x 300W x 305H	305mm	£185.00

Premium colour:



CODE	DESCRIPTION	SIZE IN MM	SEAT HEIGHT	PRICE
26OD3186	Adult Premium+	1500L x 300W x 490H	490mm	£221.00
26OD3187	Junior Premium+	1500L x 300W x 305H	305mm	£194.00

Premium+ colours:



- Adult Benches weigh 18.5kg
- Junior Benches weigh 15kg
- PALLET DELIVERY CHARGES WILL APPLY



10 Heavy Duty Picnic Bench

PALLET DELIVERY CHARGES WILL APPLY



The heavy duty picnic bench is made from robust and solid recycled plastic with an attractive finish. The surface is easy to clean and dries quickly making it ideal for outdoor use and maintains its appearance throughout the year in the harshest of environments. The plastic and fixings are not affected by extreme weather.

CODE	DESCRIPTION	SIZE IN MM	SEAT HEIGHT	PRICE
26OD3188	Adult Standard	1500L x 1200W x 780H	490mm	£403.00
26OD3189	Junior Standard	1200L x 1200W x 610H	360mm	£345.00

Standard colours:



CODE	DESCRIPTION	SIZE IN MM	SEAT HEIGHT	PRICE
26OD3190	Adult Premium	1500L x 1200W x 780H	490mm	£449.00
26OD3191	Junior Premium	1200L x 1200W x 610H	360mm	£392.00

Premium colours:



- Adult Benches weigh 95.5kg
- Junior Benches weigh 48.5kg
- PALLET DELIVERY CHARGES WILL APPLY



**JUNIOR - AGE 4 to 7
ADULT - AGE 7+**

10 Olympic Picnic Bench

PALLET DELIVERY CHARGES WILL APPLY

The Olympic picnic bench is designed for easy access by those wishing to sit on the benches or to push a wheelchair up to the table.

CODE	DESCRIPTION	SIZE IN MM	SEAT HEIGHT	PRICE
26OD3192	Adult Standard	2100L x 2100W x 700H	490mm	£691.00
26OD3193	Junior Standard	2100L x 2100W x 630H	305mm	£623.00

Standard colours:



CODE	DESCRIPTION	SIZE IN MM	SEAT HEIGHT	PRICE
26OD3194	Adult Premium	2100L x 2100W x 700H	490mm	£761.00
26OD3195	Junior Premium	2100L x 2100W x 630H	305mm	£691.00

Premium colours:



- Adult Benches weigh 120kg
- Junior Benches weigh 100kg
- PALLET DELIVERY CHARGES WILL APPLY



JUNIOR - AGE 4 to 7
ADULT - AGE 7+

10 Octobrunch Picnic Bench

PALLET DELIVERY CHARGES WILL APPLY

The Octobrunch picnic bench is designed for easy access by those wishing to sit on the benches or to push a wheelchair up to the table.

CODE	DESCRIPTION	SIZE IN MM	SEAT HEIGHT	PRICE
26OD3196	Adult Standard	2100L x 2100W x 700H	490mm	£672.00
26OD3197	Junior Standard	1900L x 1900W x 630H	305mm	£608.00

Standard colours:




CODE	DESCRIPTION	SIZE IN MM	SEAT HEIGHT	PRICE
26OD3198	Adult Premium	2100L x 2100W x 700H	490mm	£769.00
26OD3199	Junior Premium	1900L x 1900W x 630H	305mm	£703.00

Premium colour:



CODE	DESCRIPTION	SIZE IN MM	SEAT HEIGHT	PRICE
26OD3200	Adult Premium+	2100L x 2100W x 700H	490mm	£803.00
26OD3201	Junior Premium+	1900L x 1900W x 630H	305mm	£733.00

Premium+ colours:



- Adult Benches weigh 170kg
- Junior Benches weigh 140kg
- PALLET DELIVERY CHARGES WILL APPLY

JUNIOR - AGE 4 to 7
ADULT - AGE 7+

5 Enviro Square Outdoor Tables



The Enviro outdoor tables are manufactured from synthetic wood made from recycled materials. The mahogany table top looks and feels like wood but will not deteriorate like wood.

CODE	SIZE IN MM	WEIGHT	PRICE 1-4	PRICE 5+
26OD3202	790L x 790W	13.00kg	£207.40	£194.50
26OD3203	900L x 900W	15.00kg	£288.90	£270.95
26OD3204	1250L x 1250W	27.00kg	£484.10	£453.95

- See height chart below for available table heights
- Anodised Silver frame as standard
- Delivered flat-packed for simple assembly using an allen key

 **MADE IN THE UK**

5 Enviro Rectangular Outdoor Tables



The Enviro outdoor tables are manufactured from synthetic wood made from recycled materials. The mahogany table top looks and feels like wood but will not deteriorate like wood.

CODE	SIZE IN MM	WEIGHT	PRICE 1-4	PRICE 5+
26OD3205	1250L x 900W	18.75kg	£387.30	£363.25
26OD3206	1800L x 900W	27.00kg	£484.10	£453.95

- See height chart below for available table heights
- Anodised Silver frame as standard
- Delivered flat-packed for simple assembly using an allen key



5 Enviro Outdoor Benches



Matching benches are available in the Enviro outdoor range. Easily assembled by connecting the bench legs to the frame using a simple allen key.

CODE	SIZE IN MM	WEIGHT	PRICE 1-4	PRICE 5+
26OD3207	700L x 330W	7.00kg	£133.35	£125.25
26OD3208	1050L x 330W	8.50kg	£177.50	£166.50
26OD3209	1600L x 330W	13.00kg	£209.80	£196.75

- See height chart below for available bench heights
- Anodised Silver frame as standard
- Delivered flat-packed for simple assembly using an allen key

SIZE	TABLE HEIGHT	BENCH HEIGHT
1	460mm	260mm
2	530mm	310mm
3	590mm	350mm
4	640mm	380mm
5	710mm	430mm
6	760mm	460mm

5 Enviro Compact Square Tables


The Enviro Compact tables are suitable for indoor and outdoor use and are hardwearing and maintenance free. They come with a choice of slatted or solid tops made from strong, durable compact laminate in a range of 4 colours.

CODE	DESCRIPTION	SIZE IN MM	WEIGHT	PRICE 1-4	PRICE 5+
26OD3210	Slatted Top	600W x 600D	10.50kg	£211.65	£198.50
26OD3211	Solid Top	600W x 600D	11.00kg	£211.65	£198.50

- See height chart on page 264 for available bench heights
- Anodised aluminium Silver frame as standard
- Delivered flat-packed for simple assembly using an allen key



Top colours:



MADE IN THE UK

5 Enviro Compact Rectangular Tables


The Enviro Compact tables are suitable for indoor and outdoor use and are hardwearing and maintenance free. They come with a choice of slatted or solid tops made from strong, durable compact laminate in a range of 4 colours.

CODE	DESCRIPTION	SIZE IN MM	WEIGHT	PRICE 1-4	PRICE 5+
26OD3212	Slatted Top	1000W x 600D	14.00kg	£253.95	£238.25
26OD3213	Slatted Top	1500W x 600D	20.00kg	£345.70	£324.25
26OD3214	Solid Top	1000W x 600D	14.50kg	£253.95	£238.25
26OD3215	Solid Top	1500W x 600D	20.50kg	£345.70	£324.25

- See height chart on page 264 for available bench heights
- Anodised aluminium Silver frame as standard
- Delivered flat-packed for simple assembly using an allen key



Top colours:



5 Enviro Compact Benches


The Enviro Compact benches complement the range of rectangular tables and are also available with a slatted or solid top in a range of 4 colours.

CODE	DESCRIPTION	SIZE IN MM	WEIGHT	PRICE 1-4	PRICE 5+
26OD3216	Slatted Top	1000W x 300D	8.50kg	£183.40	£172.00
26OD3217	Slatted Top	1500W x 300D	9.00kg	£211.65	£198.50
26OD3218	Solid Top	1000W x 300D	11.60kg	£183.40	£172.00
26OD3219	Solid Top	1500W x 300D	12.10kg	£211.65	£198.50

- See height chart on page 264 for available bench heights
- Anodised aluminium Silver frame as standard
- Delivered flat-packed for simple assembly using an allen key



Top colours:



5 Enviro Eco Tables



This eco-friendly outdoor furniture features a smart black slatted top and an anodised aluminium frame. Using synthetic wood, produced from recycled materials and recyclable aluminium, this is a great product for the environmentally conscious. Hard-wearing, durable and maintenance-free, the table can be left outside all year round, it will not show any signs of deterioration and will keep looking good for years.

CODE	DESCRIPTION	SIZE IN MM	PRICE 1-4	PRICE 5+
26OD3220	Square Table	675L x 675W	£182.85	£171.50
26OD3221	Square Table	790L x 790W	£213.30	£200.00
26OD3222	Square Table	900L x 900W	£268.15	£251.50
26OD3223	Rectangular Table	1250L x 675W	£268.15	£251.50
26OD3224	Rectangular Table	1250L x 900W	£316.90	£297.25
26OD3225	Rectangular Table	1500L x 675W	£304.75	£285.75
26OD3226	Rectangular Table	1500L x 900W	£353.50	£331.50
26OD3227	Rectangular Table	1800L x 675W	£341.30	£320.00
26OD3228	Rectangular Table	1800L x 900W	£406.35	£382.95



- Anodised aluminium Silver frame as standard
- UV and water resistant
- 100% maintenance free
- 100% recyclable
- Delivered flat-packed for simple assembly using an allen key



5 Enviro Eco Benches



Eco friendly benches with all the same specifications and features to match the tables above.

The floor fixing kit will enable you to secure your outdoor Enviro furniture to the ground. Please ensure you advise us that you will be using a fastening kit at the time of ordering your outdoor furniture so that we can drill the special holes required in the table/bench legs on your behalf.

CODE	DESCRIPTION	SIZE IN MM	PRICE 1-4	PRICE 5+
26OD3229	Bench	790L x 330W	£121.90	£114.50
26OD3230	Bench	900L x 330W	£128.00	£120.00
26OD3231	Bench	1250L x 330W	£158.45	£148.75
26OD3232	Bench	1500L x 330W	£176.75	£165.75
26OD3233	Bench	1800L x 330W	£195.00	£182.95

26OD3234	Floor Fixing Kit	Set of 2	£25.55	£24.00
----------	------------------	----------	--------	--------

- Floor fixing kit is applied with the fixings required to secure two legs diagonally and works on both tables and benches



SIZE	TABLE HEIGHT	BENCH HEIGHT
1	460mm	260mm
2	530mm	310mm
3	590mm	350mm
4	640mm	380mm
5	710mm	430mm
6	760mm	460mm

 **MADE IN THE UK**




Camira Advantage: Wine
Page 260




Whilst reasonable care has been taken to re-produce accurate product colours and finishes in this catalogue, the colour and finishes supplied may differ slightly. Please request a fabric swatch card if you are unsure. All products are made to order and re-stocking charges will apply if you are unhappy with your choice.



Camira Phoenix: Solano
Page 260



Camira Rivet: Verdigris
Page 261



Camira Era: Period
Page 262



Camira Citadel: Ralstone
Page 263



Lexair Paintbox: Biella
Page 264



Camira Cara: Pitlochry
Page 264

Camira Advantage Fabric

Low Hazard commercial seating fabric, Advantage, offers a combination of enduring aesthetic appeal and high performance durability which means it will look good and last for years. Advantage is a plain weave fabric in a rich assortment of colourways in both plains and mixes.



Camira Phoenix Fabric

Phoenix is a cost-effective simple crêpe weave fabric available in a wide selection of commercial colourways, suitable for task seating.



Camira Rivet Fabric

Rivet is a fixating fabric which not only connects with the modern collaborative workplace, but also forms a bridge between textile traditions and future innovation. Rivet is a lightly textured hopsack which emulates the swathe of suiting in a well-heeled synthetic. Made from 100% REPREVE®, a brand of recycled polyester made from used plastic bottles, Rivet celebrates Camira’s 20 years’ experience in designing and manufacturing recycled fabrics.




Camira Era Fabric

Era is a subtle, two tone polyester fabric containing stretch in both directions for ease of upholstery. The baby herringbone weave offers an understated contemporary texture while its colouring technique provides close up intrigue. The palette incorporates playful brights and sophisticated muted tones.



Camira Citadel Fabric

A popular classic, Citadel is a hard-wearing synthetic upholstery fabric with a simple plain weave construction that carries a 10 year guarantee. It is available in an appealing range of colours including soft mélangé mixtures and the widely favoured solid shades.



Macflex Fabric

Available on selected ranges shown below



Black Vinyl

Esme, Tresham, Classline, Kirby, Haddon, Fairway, Applause, Encore & Moulton.



Lexaire Paintbox Fabric

Lexaire Paintbox vinyl coated fabric meets the high standards required by the IS EN ISO 9002 and BS EN ISO 9002 quality control regulations.



Camira Cara Fabric - Screens Only

Cara is a plain weave panel fabric available in a wide selection of commercial colourways. One of our most popular vertical surface fabrics, Cara is used extensively on desk screens, wallsides and on pin boards. This fabric is largely acoustically transparent and as such is ideal to be used as a decorative facing for sound absorbing boards.



TERMS & CONDITIONS

All orders are accepted on the understanding that the following terms and conditions are adhered to:

1. All prices are subject to VAT at the prevailing rate, on the day of despatch.
2. Whilst every effort has been made to ensure all products and prices in our catalogue are correct, the company reserves the right to change specification and amend prices without prior notification.
3. Please contact us for a quotation to deliver off shore orders or for delivery North of Glasgow and Edinburgh.
4. All deliveries are to ground floor level only and suitable access must be available.
5. Glass products should be checked thoroughly upon receipt and signed for accordingly. (Delivery of glass products to UK mainland only).
6. Faults or damages must be notified in writing , including photographs of the damage within 3 working days of the delivery date, failure to do so will result in any claims thereafter being refused.
7. If Formbase Furniture Ltd. agrees to the cancellation of a Customer's Order prior to delivering the Goods, Formbase Furniture Ltd. may charge up to 100% of the order value (plus VAT at the prevailing rate). The majority of the products in our catalogue are made to order and therefore non-returnable once manufacturing has commenced. Please ensure you check and confirm all aspects of your order in advance.
8. Any goods ordered in error, must be reported within 3 working days of the delivery date. As stated above, most orders are non-returnable. If, however a factory agrees to restock your products they may charge from 40% upwards of the order value and will expect goods to be complete, in the original packaging and in perfect condition. Any returned items will be charged at the expense of the customer. Failure to adhere to this will result in the original sales invoice being upheld.
9. Some assembly will be required, as a precautionary measure, please do not dispose of the packaging until all furniture is fully assembled.
10. Refused deliveries will be subject to a redelivery charge for returning and re-stocking.
11. Titles of all goods remain with Formbase Furniture Ltd. until payments are made in full. We reserve the right to gain access to your property to remove our goods should payment not be received in full.
12. Whilst reasonable care has been taken to re-produce accurate product colours and finishes in this catalogue, the colour and finishes supplied may differ slightly. Please note all dimensions are approximate.
13. Delivery dates given are estimates only and Formbase Furniture Ltd. is not liable for any loss or damage or failure to deliver by the estimated dates. Formbase Furniture Ltd. recommend that the Customer does not dispose of any old furniture until the new replacement Goods have been successfully delivered.

Due to the considerable increase in factory delivery charges, we are unable to continue absorbing these costs. We have shown on the relevant pages that a delivery surcharge may apply so please contact us for a quote.

We offer free delivery on orders over £350, unless otherwise stated. Orders below £350 will incur a minimum order charge of £25.



FORMBASE FURNITURE

